

# Pay Attention

**Level:** Pre-K, K, 1, 2

**Category:** Manners Activity Book

**Topics:** Manners, Attention Span, Directions

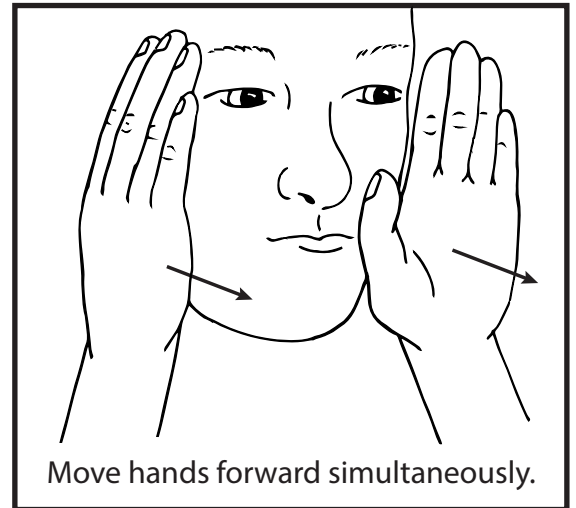
**Materials:** coloring utensils

Color, then circle the fish that aren't paying attention.

Craft: Give verbal directions to children to draw a house using "pay attention" sign often, i.e., "Draw a square."  
Sign "pay attention". Say, "Now draw a triangle on top..."

Game: Repeat game. Sit in circle and pick a topic (colors).  
Child one says "red". Child two says "red" and adds "blue".  
Child three says "red, blue" and adds her color, etc.

Idea: Teach how to get a deaf persons attention, i.e. flicker lights, wave arm up and down, stomp, nudge a friend to nudge them. Practice each one.




## Example

### Pay Attention

Name \_\_\_\_\_ Date \_\_\_\_\_

Color, then circle the fish that aren't paying attention.



www.SignBabySign.org®

Click image for video.

HOW TO SIGN  

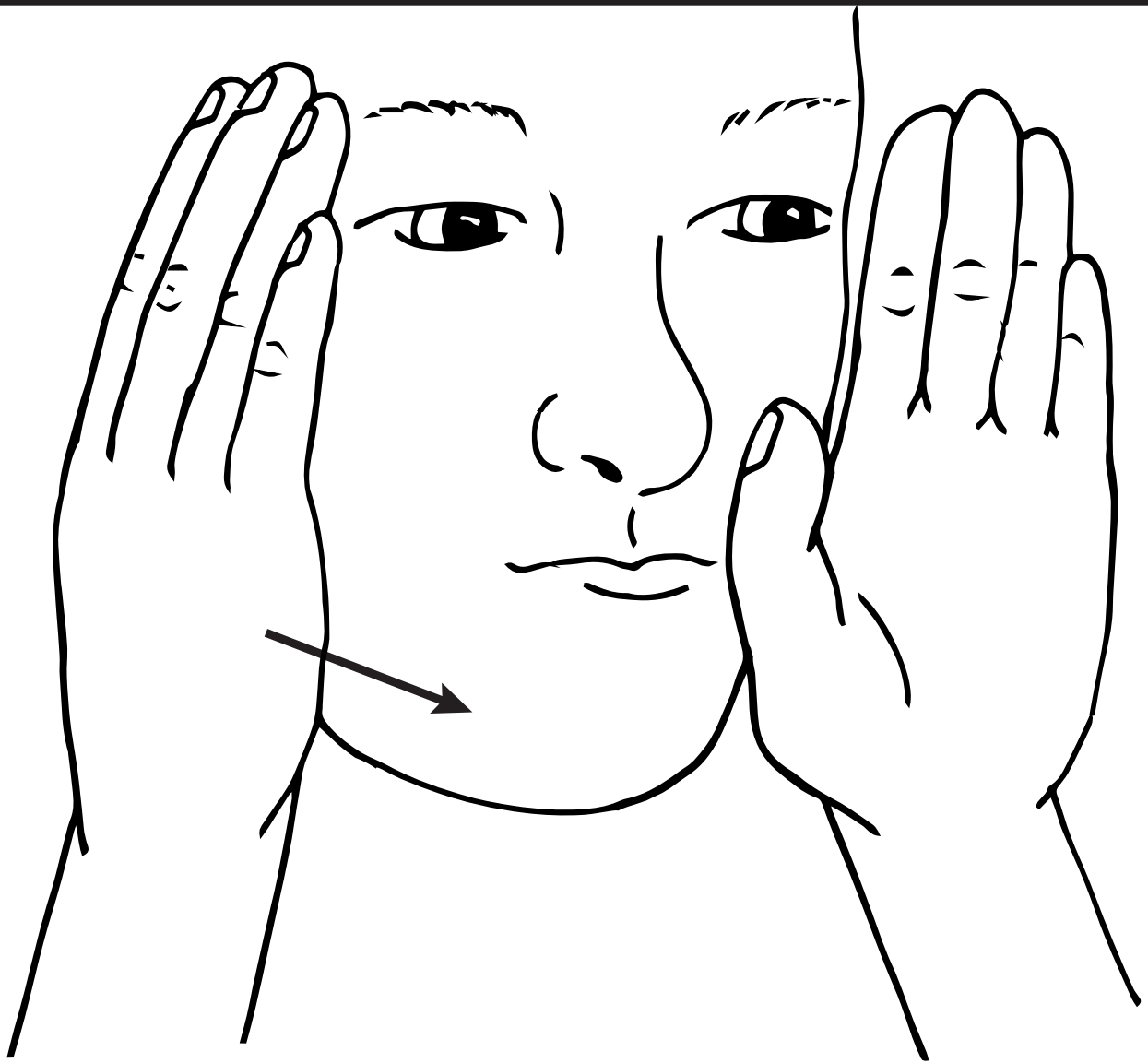
---

PAY ATTENTION



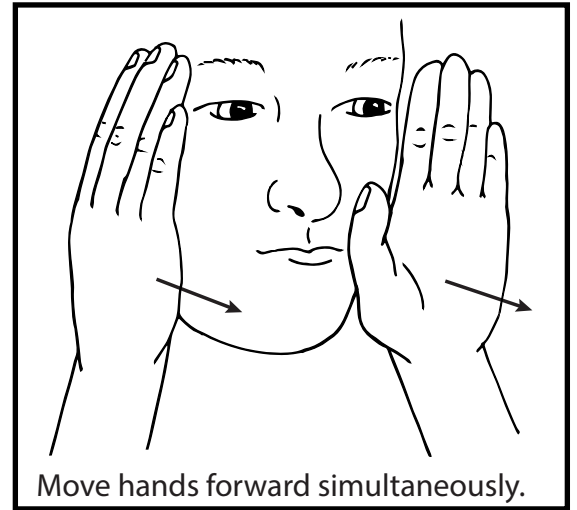
www.SignBabySign.org®

# Pay Attention



Move hands forward simultaneously.


# Pay Attention



Name \_\_\_\_\_

Date \_\_\_\_\_

Color, then circle the fish that aren't paying attention.



# Pay Attention


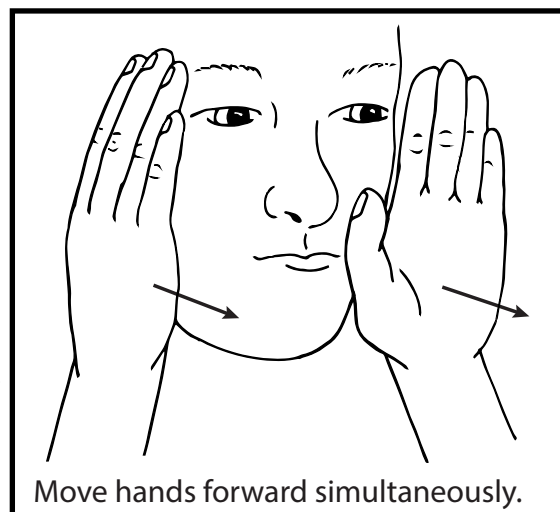
Color, then circle the fish that aren't paying attention.

Craft: Give verbal directions to children to draw a house using "pay attention" sign often, i.e., "Draw a square."

Sign "pay attention". Say, "Now draw a triangle on top..."

Game: Repeat game. Sit in circle and pick a topic (colors). Child one says "red". Child two says "red" and adds "blue". Child three says "red, blue" and adds her color, etc.

Idea: Teach how to get a deaf persons attention, i.e. flicker lights, wave arm up and down, stomp, nudge a friend to nudge them. Practice each one.



Child's Name \_\_\_\_\_

[www.signbabysign.org](http://www.signbabysign.org)

Date word was signed \_\_\_\_\_


©SignBabySign All rights reserved

## Other ASL products: (American Sign Language)

- ✓ Free “Word of the Week”
- ✓ Free Activity sheets
- ✓ Teacher ASL Lesson Plans
- ✓ Free online Dictionary
- ✓ Free Hospital resources
- ✓ Flash Cards-printable
- ✓ Dice Games-printable
- ✓ ASL Book Series
- ✓ Memberships
- ✓ Bookmarks: ABC, 1-10
- ✓ Embroidered Hand Towels
- ✓ Family Car Decals
- ✓ “I Love You” Iron-on Patches
- ✓ Printable: T-shirts, Crafts, Cards
- ✓ Everything is ASL!

### Subscribe @

- [www.YouTube.com/SignBabySign](http://www.YouTube.com/SignBabySign)
- [www.Twitter.com/SignBabySign2me](http://www.Twitter.com/SignBabySign2me)
- [www.Pinterest.com/SignBabySign](http://www.Pinterest.com/SignBabySign)
- [www.Vimeo.com/SignBabySign](http://www.Vimeo.com/SignBabySign)
- [www.FaceBook/SignBabySign](http://www.FaceBook/SignBabySign)
- iTunes Podcast: ASL Word of the Day



### A note from the author:

I love sign language! I believe in the many benefits it has to offer. You must too since you bought this book. Let's get started one word at a time. This book series is designed with the tools you need for a successful learning experience that is both educational and fun.



Cynthia F Long, Founder

I'd love to hear from you. We want to highlight your child any chance we can. Send us feedback (on our contact page), ideas, and upload a photo or video of your child/class learning new signs @

<http://www.signbabysign.org/contact-us.php>