

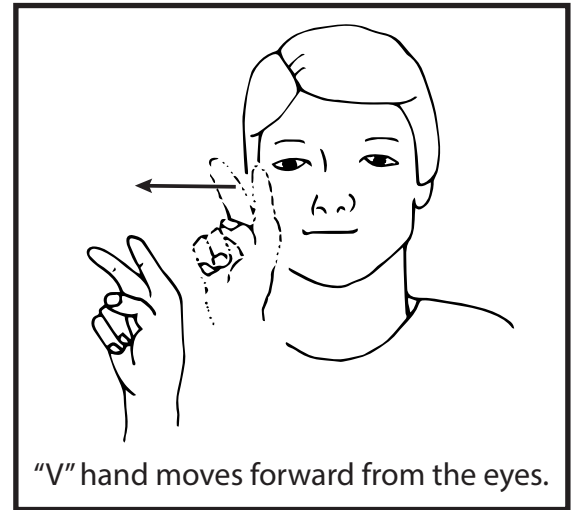
Look

Level: Pre-K, K

Category: Outdoors Activity Book

Topics: Direction, Outdoors

Materials: coloring utensils, toilet paper rolls




Look for these shapes below:

Craft: Make binoculars from toilet paper rolls.

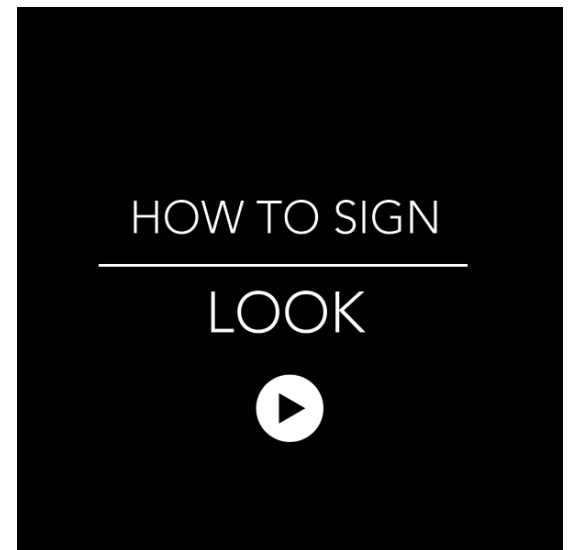
Games: Put 10 items on a table. Kids memorize items. Cover things. Have children try to recall what they saw.

Idea: Have an eye doctor visit or play "I spy".

Example

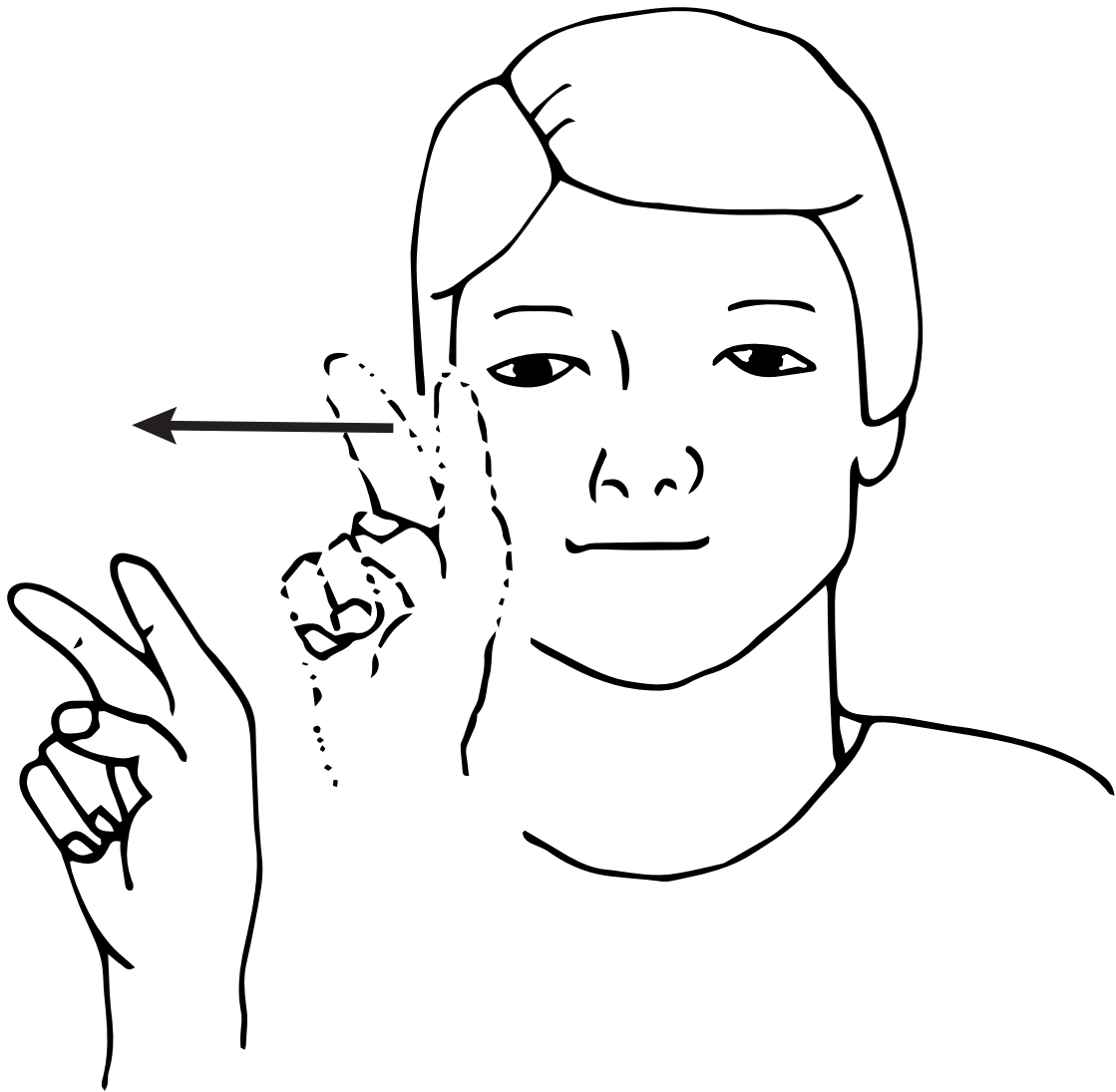


Click image for video.



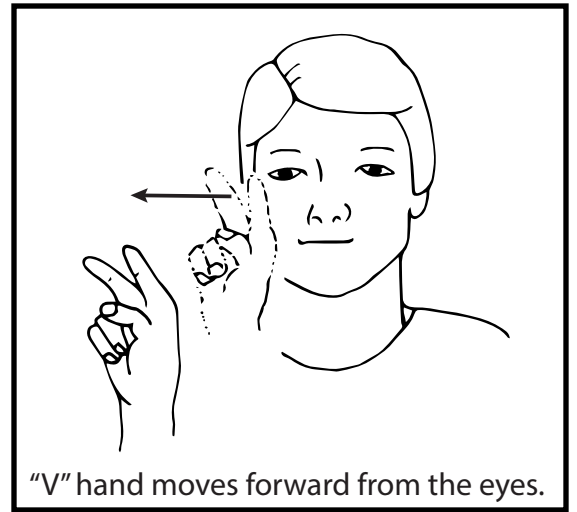
www.SignBabySign.org®

Look



"V" hand moves forward from the eyes.



Look



Name _____

Date _____

Look for these shapes below:




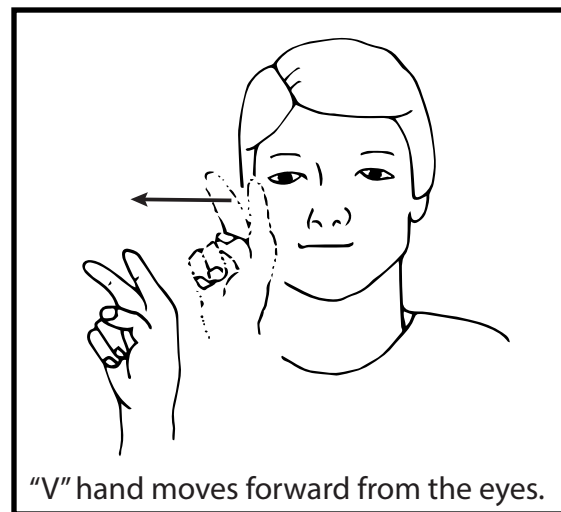
Look

Look for these shapes below:   

Craft: Make binoculars from toilet paper rolls.

Games: Put 10 items on a table. Kids memorize items. Cover things. Have children try to recall what they saw.

Idea: Have an eye doctor visit or play "I spy".



Child's Name

www.signbabysign.org

Date word was signed


©SignBabySign All rights reserved

Other ASL products: (American Sign Language)

- ✓ Free “Word of the Week”
- ✓ Free Activity sheets
- ✓ Teacher ASL Lesson Plans
- ✓ Free online Dictionary
- ✓ Free Hospital resources
- ✓ Flash Cards-printable
- ✓ Dice Games-printable
- ✓ ASL Book Series
- ✓ Memberships
- ✓ Bookmarks: ABC, 1-10
- ✓ Embroidered Hand Towels
- ✓ Family Car Decals
- ✓ “I Love You” Iron-on Patches
- ✓ Printable: T-shirts, Crafts, Cards
- ✓ Everything is ASL!

Subscribe @

- www.YouTube.com/SignBabySign
- www.Twitter.com/SignBabySign2me
- www.Pinterest.com/SignBabySign
- www.Vimeo.com/SignBabySign
- www.FaceBook/SignBabySign
- iTunes Podcast: ASL Word of the Day



A note from the author:

I love sign language! I believe in the many benefits it has to offer. You must too since you bought this book. Let's get started one word at a time. This book series is designed with the tools you need for a successful learning experience that is both educational and fun.



Cynthia F Long, Founder

I'd love to hear from you. We want to highlight your child any chance we can. Send us feedback (on our contact page), ideas, and upload a photo or video of your child/class learning new signs @

<http://www.signbabysign.org/contact-us.php>