

Line Up

Level: K, 1

Category: Directions Activity Book

Topics: Directions

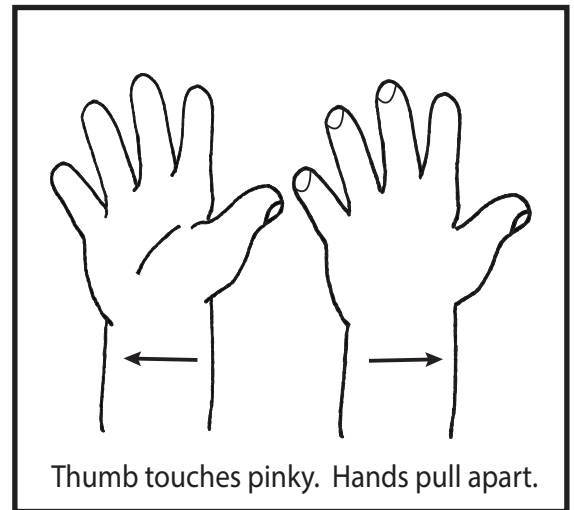
Materials: coloring utensils, paper, scissors

Draw a line to match the left foot to the right foot.
Find and circle the ones that are not a person's foot.

Craft: Trace shoes, cut out and decorate. Add string for shoelaces. Label left/right. Can use for game below.

Game: Line up the kid's shoes, left shoes on the left side of the room and right on the right side. Call out a side for kids to relay to put their shoes back on.

Idea: Practice lining up for different activities with sign only. Review your guidelines of dos and don'ts.



Example

Line up

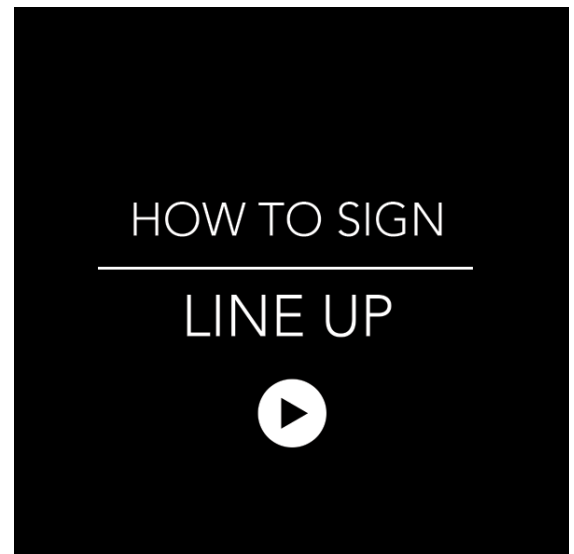
Name _____ Date _____

Draw a line to match the left foot to the right foot.
Find and circle the ones that are not a person's foot.

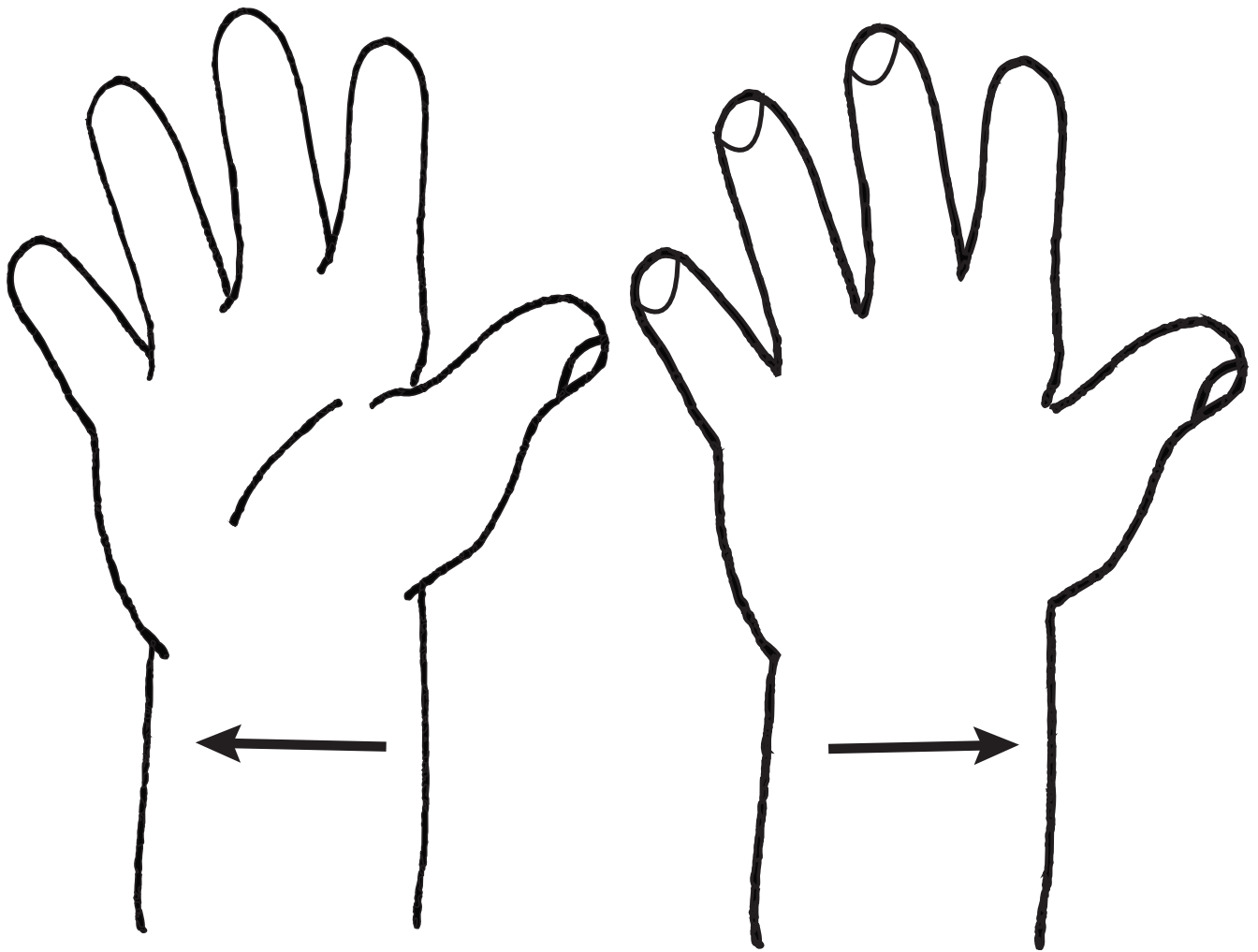
| Left | Right |
|------|-------|
| | |
| | |
| | |
| | |
| | |
| | |
| | |

www.SignBabySign.org®

Click image for video.

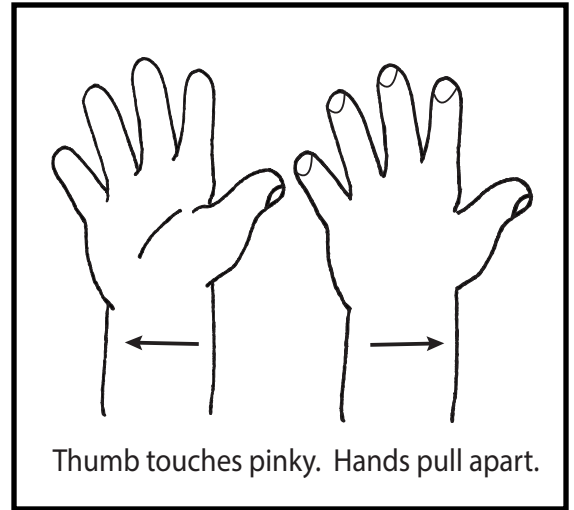


Line Up



Thumb touches pinky. Hands pull apart.

Line up



Name _____

Date _____

Draw a line to match the left foot to the right foot.
Find and circle the ones that are not a person's foot.

Left



Right



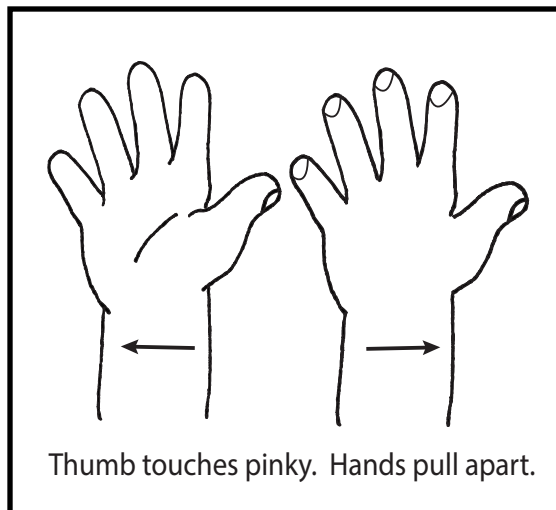
Line up

Draw a line to match the left foot to the right foot. Find and circle the ones that are not a person's foot.

Craft: Trace shoes, cut out and decorate. Add string for shoelaces. Label left/right. Can use for game below.

Game: Line up the kid's shoes, left shoes on the left side of the room and right on the right side. Call out a side for kids to relay to put their shoes back on.

Idea: Practice lining up for different activities with sign only. Review your guidelines of dos and don'ts.



Left



Right



Child's Name

www.signbabysign.org

Date word was signed


©SignBabySign All rights reserved

Other ASL products: (American Sign Language)

- ✓ Free “Word of the Week”
- ✓ Free Activity sheets
- ✓ Teacher ASL Lesson Plans
- ✓ Free online Dictionary
- ✓ Free Hospital resources
- ✓ Flash Cards-printable
- ✓ Dice Games-printable
- ✓ ASL Book Series
- ✓ Memberships
- ✓ Bookmarks: ABC, 1-10
- ✓ Embroidered Hand Towels
- ✓ Family Car Decals
- ✓ “I Love You” Iron-on Patches
- ✓ Printable: T-shirts, Crafts, Cards
- ✓ Everything is ASL!

Subscribe @

- www.YouTube.com/SignBabySign
- www.Twitter.com/SignBabySign2me
- www.Pinterest.com/SignBabySign
- www.Vimeo.com/SignBabySign
- www.FaceBook/SignBabySign
- iTunes Podcast: ASL Word of the Day



A note from the author:

I love sign language! I believe in the many benefits it has to offer. You must too since you bought this book. Let's get started one word at a time. This book series is designed with the tools you need for a successful learning experience that is both educational and fun.



Cynthia F Long, Founder

I'd love to hear from you. We want to highlight your child any chance we can. Send us feedback (on our contact page), ideas, and upload a photo or video of your child/class learning new signs @

<http://www.signbabysign.org/contact-us.php>