



# Shapes Lesson Plan



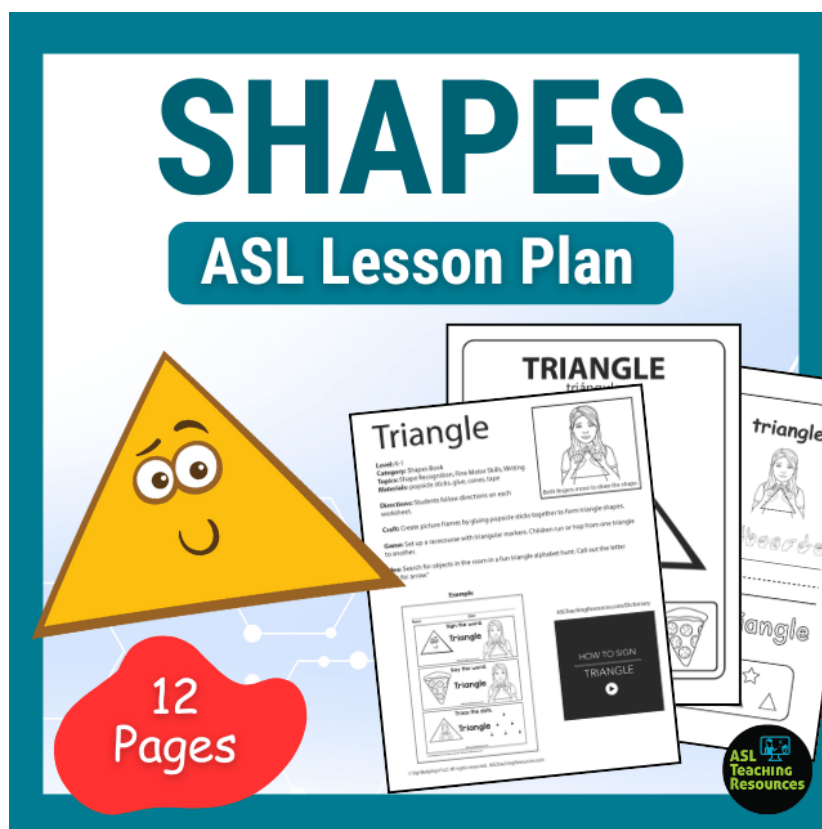
More Lesson Worksheets [here](#).



View Videos with QR Code



Get more ASL with a membership [here](#).



# Triangle


**Level:** K-1

**Category:** Shapes Book

**Topics:** Shape Recognition, Fine Motor Skills, Writing

**Materials:** popsicle sticks, glue, cones, tape

**Directions:** Students follow directions on each worksheet.








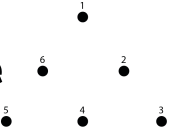
Both fingers move to draw the shape.

**Craft:** Create picture frames by gluing popsicle sticks together to form triangle shapes.

**Game:** Set up a racecourse with triangular markers. Children run or hop from one triangle to another.

**Idea:** Search for objects in the room in a fun triangle alphabet hunt. Call out the letter "A is for arrow."

## Example

Name _____	Date _____
<div><div>Sign the word.</div><div>Triangle</div><small>ASLTeachingResources.com</small></div>	
<div><div>Say the word.</div><div>Triangle</div><small>ASLTeachingResources.com</small></div>	
<div><div>Trace the dots.</div><div>Triangle</div><small>ASLTeachingResources.com</small></div>	

© SignBabySign® LLC All rights reserved. ASLTeachingResources.com

[ASLTeachingResources.com/Dictionary](https://ASLTeachingResources.com/Dictionary)


HOW TO SIGN  
TRIANGLE




Name \_\_\_\_\_

Date \_\_\_\_\_

Sign the word.




Triangle




ASLTeachingResources.com

Say the word.




Triangle

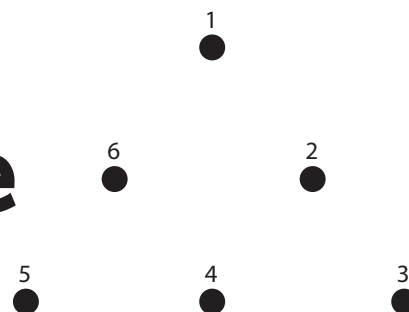


ASLTeachingResources.com

Trace the dots.



Triangle

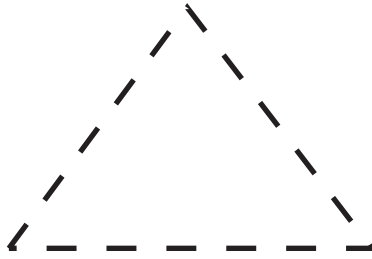


ASLTeachingResources.com

Name \_\_\_\_\_


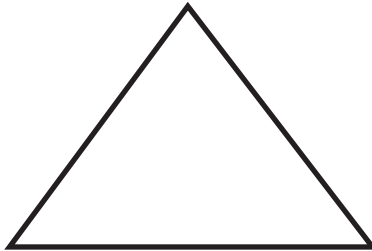

Date \_\_\_\_\_

# Trace




ASLTeachingResources.com

# Color



ASLTeachingResources.com

# Draw



ASLTeachingResources.com

Name \_\_\_\_\_

Date \_\_\_\_\_

Trilling

Trilling

Trilling

Trilling

Trilling

Trilling

ASLTeachingResources.com

Handwriting practice lines (solid top and bottom, dashed middle) for the word "Trilling".

Handwriting practice lines (solid top and bottom, dashed middle) for the word "Trilling".


Write a sentence with the word above.

Handwriting practice lines (solid top and bottom, dashed middle) for writing a sentence with the word "Trilling".

Name \_\_\_\_\_


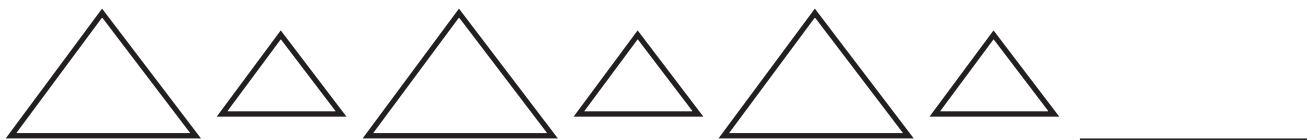
Date \_\_\_\_\_

**Color all the triangles.**



ASLTeachingResources.com

**Which triangle comes next?**



ASLTeachingResources.com

**Draw something with all triangles.**

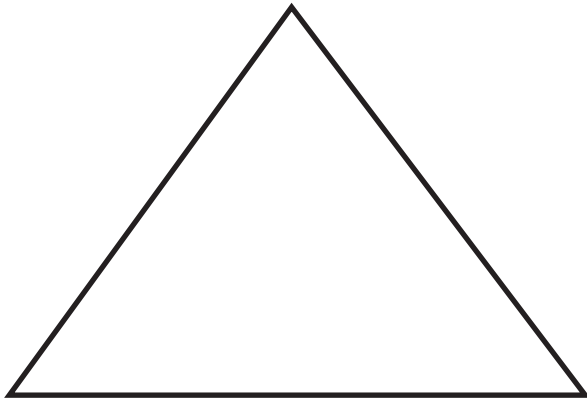
ASLTeachingResources.com

Name \_\_\_\_\_

Date \_\_\_\_\_


**How many sides?**

\_\_\_\_\_




ASLTeachingResources.com

**Sign the shape.**



ASLTeachingResources.com

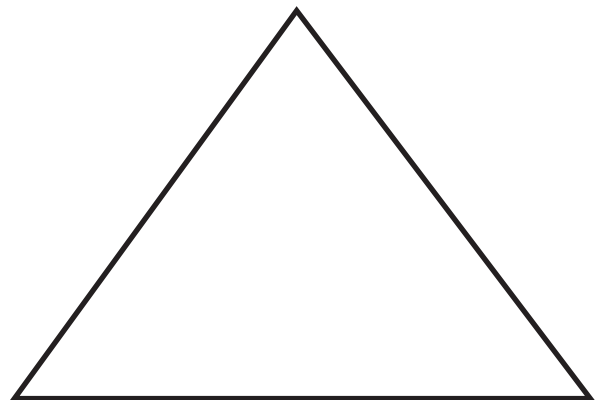
**Playdough the shape.**



ASLTeachingResources.com

**Shape Hunt**

Draw something you see with this shape.





ASLTeachingResources.com

Name \_\_\_\_\_

Date \_\_\_\_\_

Directions: Dot inside the shape, and use playdough to create the outline.  
Trace and write the words below.

# Dot it





Triangle triangle

\_\_\_\_\_



# TRIANGLE


triángulo



**3 Sides**

**3 Vertices**

**No Curve Line**



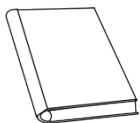
Name \_\_\_\_\_

Date \_\_\_\_\_



Read

triangle


triangle



Sign



Spell



Write

-----



Color


triangle

triangle



Circle

triangle





Name \_\_\_\_\_

Date \_\_\_\_\_

# Shape Graphing: Triangle

As you color each shape, graph it. Use one color for each size.



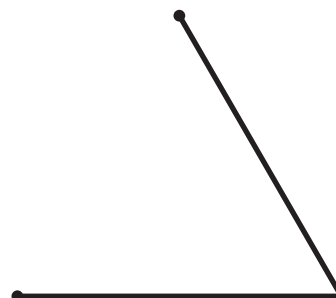

Grand Total


Small

Medium

Large


Finish Drawing.



Name \_\_\_\_\_

Date \_\_\_\_\_

Copy and finish the sentence below. (Teachers, add a word bank on the board for ideas.)



My favorite triangle is...


Handwriting practice lines consisting of three sets of horizontal lines. Each set includes a solid top line, a dashed middle line, and a solid bottom line.



Draw and color your **Triangle** picture.

A large rectangular box for drawing and coloring the triangle picture.

How to sign **Triangle**




Both fingers move to draw the shape.

Name \_\_\_\_\_

Date \_\_\_\_\_

Copy and finish the sentence below. (Teachers, add a word bank on the board for ideas.)



What can this shape be used for?


Handwriting practice lines consisting of three sets of solid top and bottom lines with a dashed middle line for letter height guidance.



Draw and color your **Triangle** picture.

Large empty rectangular box for drawing and coloring a triangle.

How to sign **Triangle**



Both fingers move to draw the shape.

☒ Check your grammar.

- ☐ Capitalize
- ☐ lowercase
- ☐ spelling
- ☐ period

# SIGNING STARS



## Language Targets



English



Sign Language



Spanish

SCAN



## What's Included

- Theme lessons
- Literacy
- Writing
- Math
- Colors
- Videos library
- Book lists
- Lessons include
  - *Flashcards*
  - *Worksheets*
  - *Game Ideas*
  - *Play-based Ideas*
  - *& Much More*

[bit.ly/prek-curriculum](https://bit.ly/prek-curriculum)



# JOIN the ASLTR Community

- Stay up to date with ASL support
- Get FREE resources and coupons

**CLICK HERE**



<https://bit.ly/asl-update>



**Let us make your worksheets!**  
Pick a plan and start accessing ASL Resources

## About the Author

Cynthia Long is a Nationally Certified Interpreter and the founder of Sign Baby Sign LLC. She has extensive experience homeschooling and interpreting in the classroom for primary, secondary, and post-secondary levels and she is dedicated to providing ASL teaching resources to schools and families across the U.S. All of the ASL resources on [ASLTeachingResources.com](https://ASLTeachingResources.com) are developed from years of experience in educational systems as a Nationally Certified ASL Interpreter.



By purchasing, you agree to the terms of use:



### You may

- For personal use
- Make copies for your classroom, children, or personal use
- Purchase multiple licenses or additional products to share
- Become a member to get more ASL resources


### You may not

- Post this item on a personal or district website (contact us for permission)
- Modify any part to offer to others for free or paid
- Copy or give to other teachers or colleagues

## Feedback

Remember to leave feedback on your purchases to help others know the quality of this product.

Membership saves you money.



<https://bit.ly/aslinfo>



# Learn Sign the Fun Way



**JOIN NOW**



## Member Benefits:

### For Individuals & Schools

- Core-Content Worksheets
- Lesson Plan Books
- Flash Cards & Label Cards
- Wall Charts
- Dice & Other Games
- ASL Word of the Day Podcast
- Sign Club Series
- Online Video Dictionary
- Online ASL Courses
- Professional Development
- DIY Projects
- ASL Gift Shop
- Sight Words
- And more...Everything is ASL!



**More Sign Language!**

[bit.ly/MoreASL](https://bit.ly/MoreASL)



**CLICK - PRINT - Teach**

**See our Amazon books!**

<https://amzn.to/3Gv2wqq>

**amazon**

A note from the founder: Our ASL Resources promote a successful learning experience that is both educational and fun. Whether you're using it for differentiation, extension activities or just for fun, become a member today and start saving hours of prep time. We have everything you need!



**Happy Signing!**

**Cynthia F. Long, Founder**

SignBabySign, LLC

[ASLTeachingResources.com](http://ASLTeachingResources.com)

