



Shapes Lesson Plan



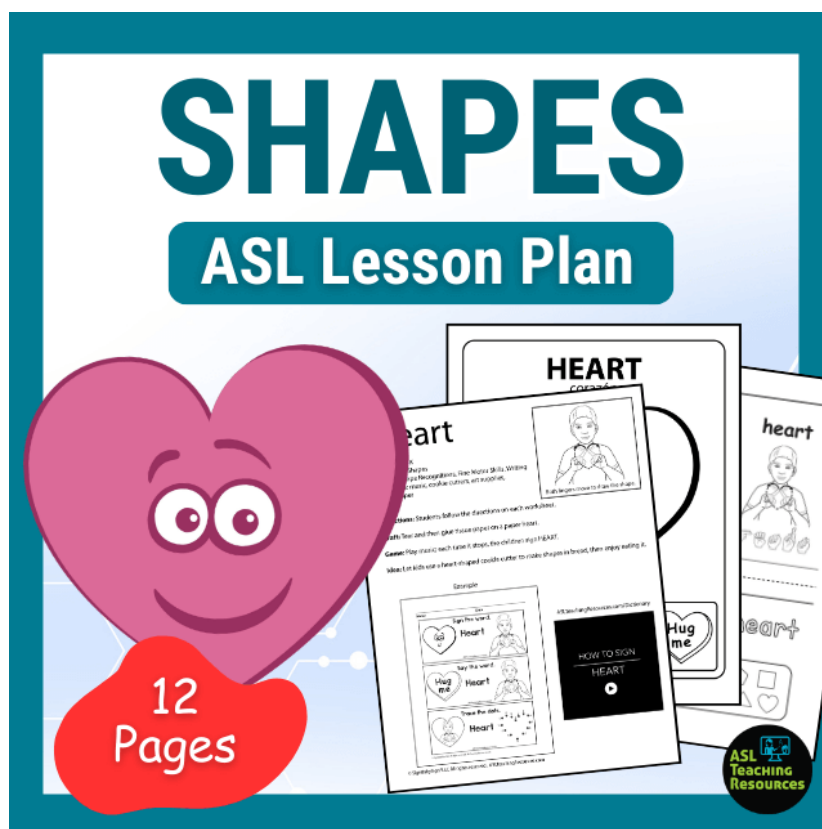
More Lesson Worksheets [here](#).



View Videos with QR Code



Get more ASL with a membership [here](#).



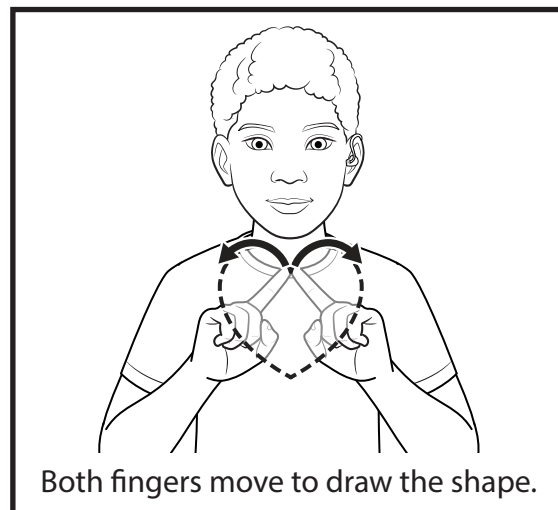
Heart

Level: PreK-K

Category: Shapes

Topics: Shape Recognitions, Fine Motor Skills, Writing

Materials: music, cookie cutters, art supplies, tissue paper




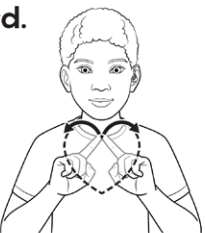



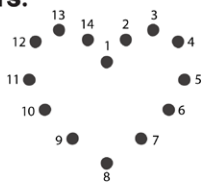
Directions: Students follow the directions on each worksheet.

Craft: Tear and then glue tissue paper on a paper heart.

Game: Play music; each time it stops, the children sign HEART.

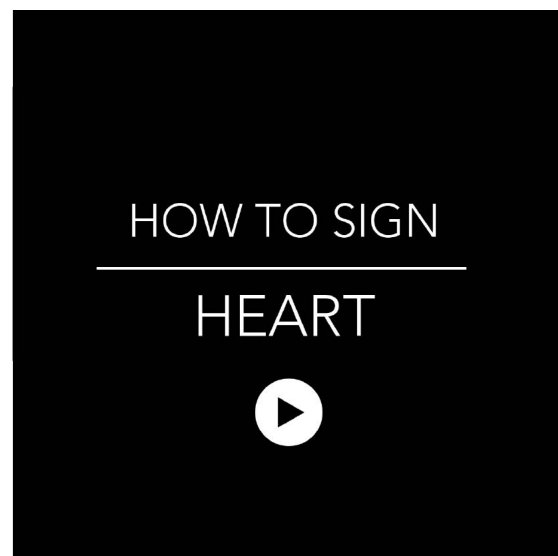
Idea: Let kids use a heart-shaped cookie cutter to make shapes in bread, then enjoy eating it.

Example

Name _____	Date _____
	<p>Sign the word.</p>  <p>Heart</p> <p><small>ASLTeachingResources.com</small></p>
	<p>Say the word.</p>  <p>Heart</p> <p><small>ASLTeachingResources.com</small></p>
	<p>Trace the dots.</p>  <p>Heart</p> <p><small>ASLTeachingResources.com</small></p>

© SignBabySign® LLC All rights reserved. ASLTeachingResources.com


ASLTeachingResources.com/Dictionary



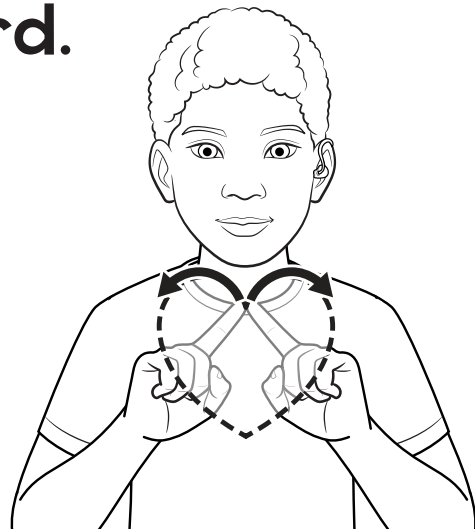
Name _____

Date _____

Sign the word.



Heart

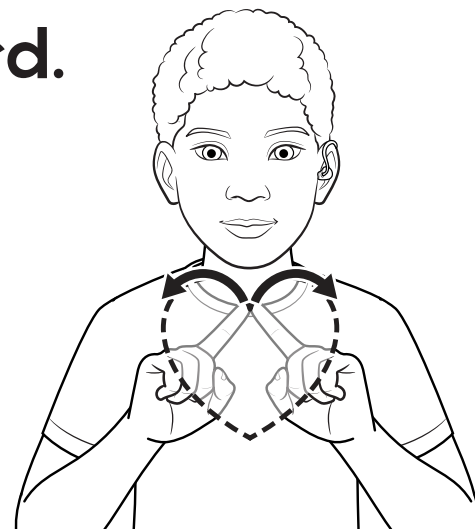


ASLTeachingResources.com

Say the word.



Heart

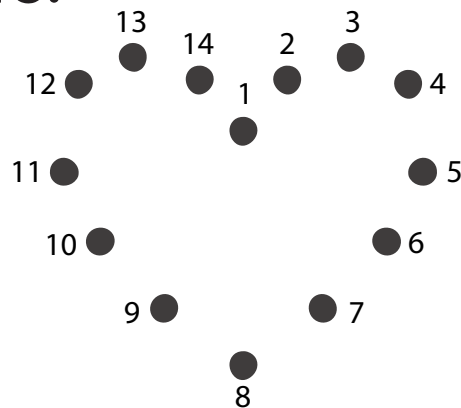


ASLTeachingResources.com

Trace the dots.



Heart






ASLTeachingResources.com

Name _____




Date _____

Trace




ASLTeachingResources.com

Color



ASLTeachingResources.com

Draw



ASLTeachingResources.com

Name _____

Date _____

ASLTeachingResources.com

_____	_____
-----	-----
_____	_____
_____	_____
-----	-----
_____	_____
_____	_____
-----	-----
_____	_____

Write a sentence with the word above.

=====


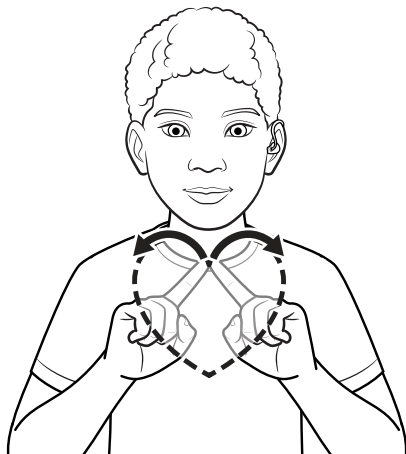
=====

=====

Name _____


Date _____

Color all the hearts.



ASLTeachingResources.com

Which heart comes next?



ASLTeachingResources.com


Draw something with all hearts.

ASLTeachingResources.com

Name _____


Date _____

How many sides?




ASLTeachingResources.com

Sign the shape.



ASLTeachingResources.com


Playdough the shape.



ASLTeachingResources.com

Shape Hunt

Draw something you see with this shape.




ASLTeachingResources.com

Name _____

Date _____

Directions: Dot inside the shape, and use playdough to create the outline.
Trace and write the words below.



Dot it



heart heart

HEART

corazón



2 Sides

2 Vertices

Curve Lines



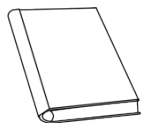
Name _____

Date _____

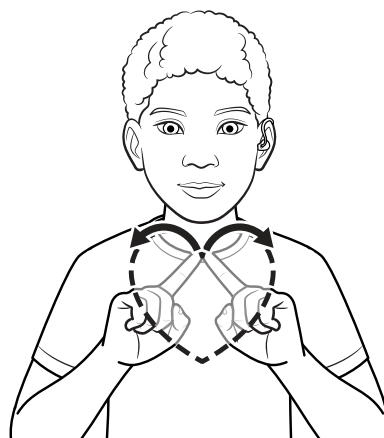
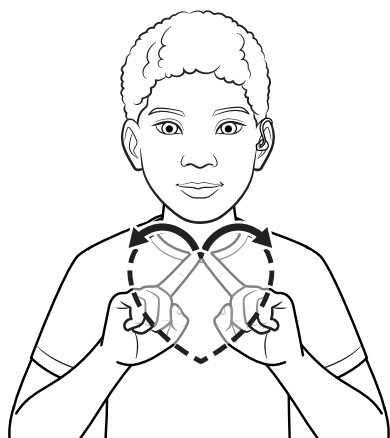
Read

heart

heart



Sign



Spell



Write



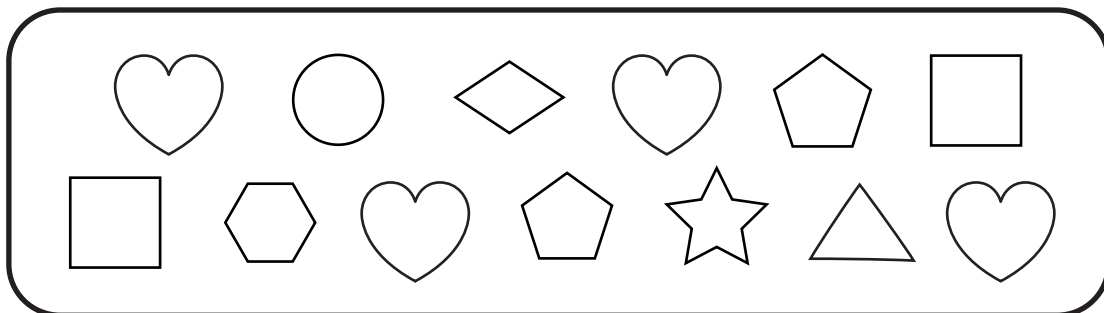
Color

heart

heart



Circle





Name _____

Date _____

Shape Graphing: Heart

As you color each shape, graph it. Use one color for each size.



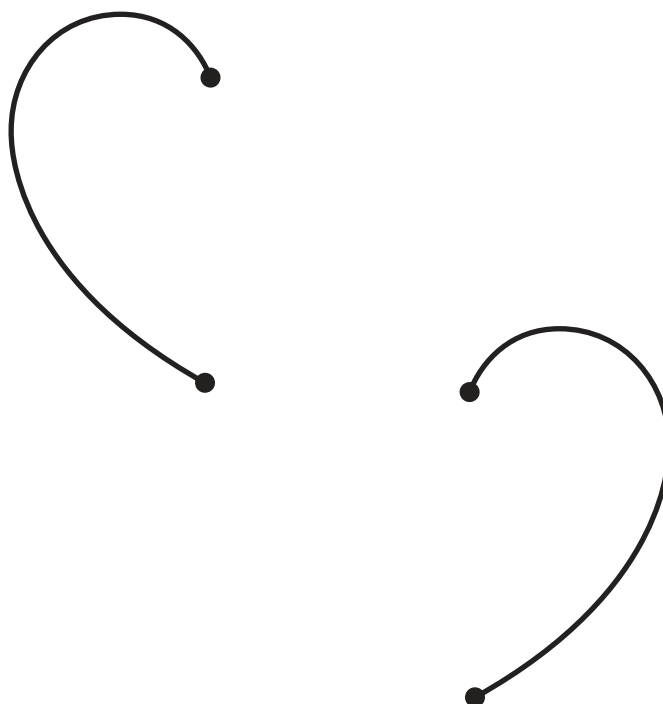
Grand Total

Small

Medium

Large


Finish Drawing.



Name _____

Date _____

Copy and finish the sentence below. (Teachers, add a word bank on the board for ideas.)



I like hearts because...

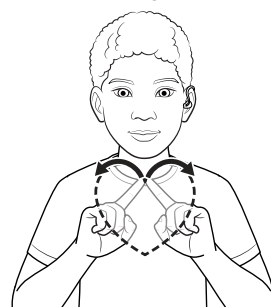
Handwriting practice lines consisting of three sets of horizontal lines. Each set includes a solid top line, a dashed middle line, and a solid bottom line.



Draw and color your **heart** picture.

A large rectangular box for drawing and coloring a heart picture.

How to Sign **Heart**




Both fingers move to draw the shape.

Name _____

Date _____

Copy and finish the sentence below. (Teachers, add a word bank on the board for ideas.)



I like hearts because...

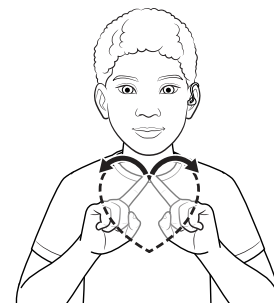
Handwriting practice lines consisting of three sets of solid top and bottom lines with a dashed middle line for letter height guidance.



Draw and color your **heart** picture.

Large empty rectangular box for drawing and coloring a heart.

How to Sign **Heart**




Both fingers move to draw the shape.

✓ Check your grammar.

- ☐ Capitalize
- ☐ lowercase
- ☐ spelling
- ☐ period

SIGNING STARS



Language Targets



English



Sign Language



Spanish

SCAN



What's Included

- Theme lessons
- Literacy
- Writing
- Math
- Colors
- Videos library
- Book lists
- Lessons include
 - *Flashcards*
 - *Worksheets*
 - *Game Ideas*
 - *Play-based Ideas*
 - *& Much More*



JOIN the ASLTR Community

- Stay up to date with ASL support
- Get FREE resources and coupons

CLICK HERE



<https://bit.ly/asl-update>



Let us make your worksheets!
Pick a plan and start accessing ASL Resources

About the Author

Cynthia Long is a Nationally Certified Interpreter and the founder of Sign Baby Sign LLC. She has extensive experience homeschooling and interpreting in the classroom for primary, secondary, and post-secondary levels and she is dedicated to providing ASL teaching resources to schools and families across the U.S. All of the ASL resources on ASLTeachingResources.com are developed from years of experience in educational systems as a Nationally Certified ASL Interpreter.



By purchasing, you agree to the terms of use:



You may

- For personal use
- Make copies for your classroom, children, or personal use
- Purchase multiple licenses or additional products to share
- Become a member to get more ASL resources

You may not

- Post this item on a personal or district website (contact us for permission)
- Modify any part to offer to others for free or paid
- Copy or give to other teachers or colleagues

Feedback

Remember to leave feedback on your purchases to help others know the quality of this product.

Membership saves you money.



<https://bit.ly/aslinfo>

Learn Sign the Fun Way



JOIN NOW



Member Benefits:

For Individuals & Schools

- Core-Content Worksheets
- Lesson Plan Books
- Flash Cards & Label Cards
- Wall Charts
- Dice & Other Games
- ASL Word of the Day Podcast
- Sign Club Series
- Online Video Dictionary
- Online ASL Courses
- Professional Development
- DIY Projects
- ASL Gift Shop
- Sight Words
- And more...Everything is ASL!



More Sign Language!

bit.ly/MoreASL



CLICK - PRINT - Teach

See our Amazon books!

<https://amzn.to/3Gv2wqq>

amazon

A note from the founder: Our ASL Resources promote a successful learning experience that is both educational and fun. Whether you're using it for differentiation, extension activities or just for fun, become a member today and start saving hours of prep time. We have everything you need!



Happy Signing!

Cynthia F. Long, Founder

SignBabySign, LLC

ASLTeachingResources.com

