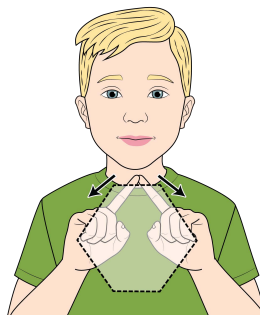


# Shapes Lesson Plan



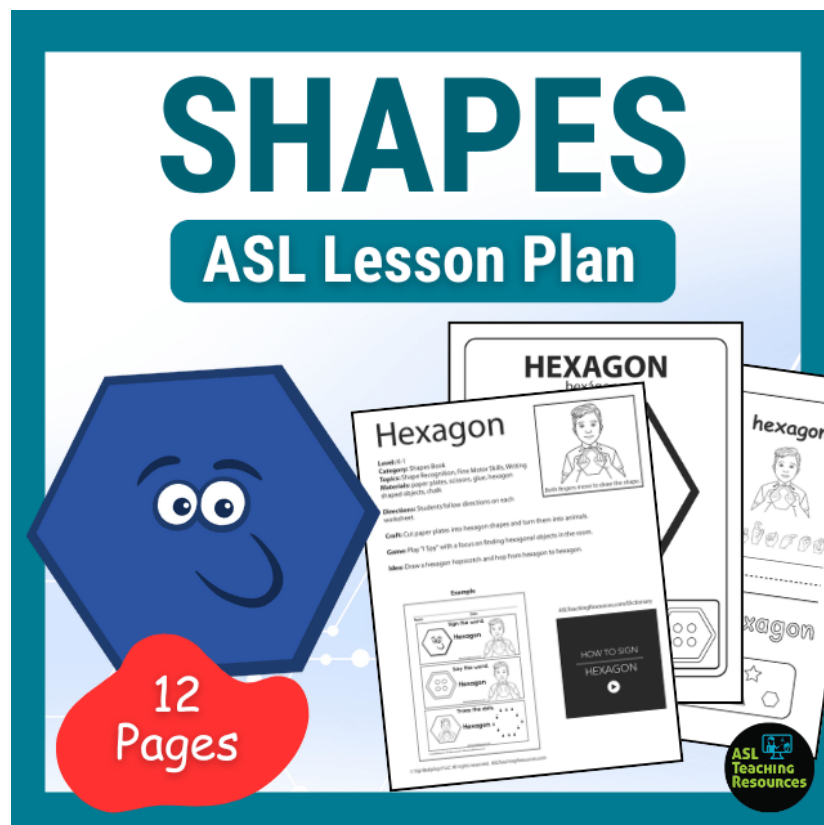
More Lesson Worksheets [here](#).



View Videos with QR Code



Get more ASL with a membership [here](#).



# Hexagon

**Level:** K-1

**Category:** Shapes Book

**Topics:** Shape Recognition, Fine Motor Skills, Writing


**Materials:** paper plates, scissors, glue, hexagon shaped objects, chalk

**Directions:** Students follow directions on each worksheet.


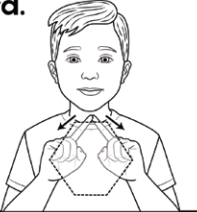



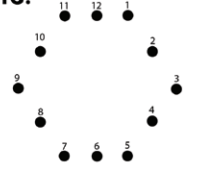
**Craft:** Cut paper plates into hexagon shapes and turn them into animals.

**Game:** Play "I Spy" with a focus on finding hexagonal objects in the room.

**Idea:** Draw a hexagon hopscotch and hop from hexagon to hexagon.

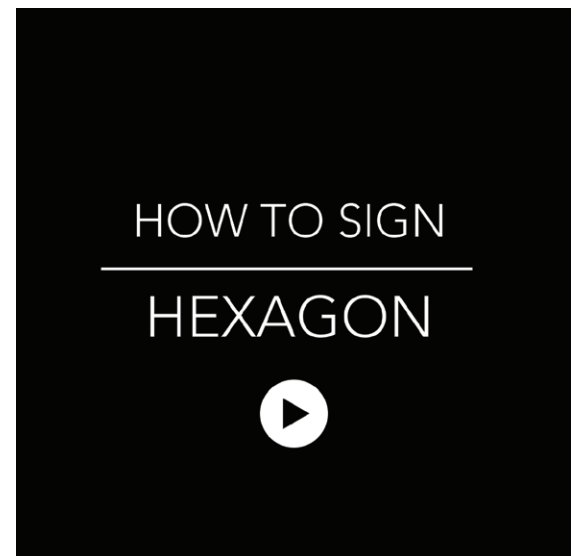


## Example

Name _____	Date _____
	<p>Sign the word.</p>  <p>Hexagon</p> <p><small>ASLTeachingResources.com</small></p>
	<p>Say the word.</p>  <p>Hexagon</p> <p><small>ASLTeachingResources.com</small></p>
	<p>Trace the dots.</p>  <p>Hexagon</p> <p><small>ASLTeachingResources.com</small></p>

© SignBabySign® LLC All rights reserved. ASLTeachingResources.com


[ASLTeachingResources.com/Dictionary](https://ASLTeachingResources.com/Dictionary)



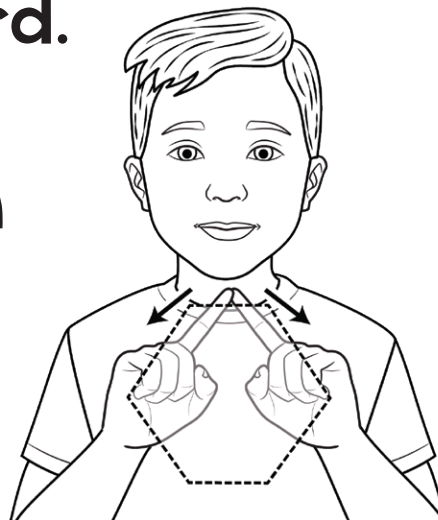
Name \_\_\_\_\_

Date \_\_\_\_\_

Sign the word.

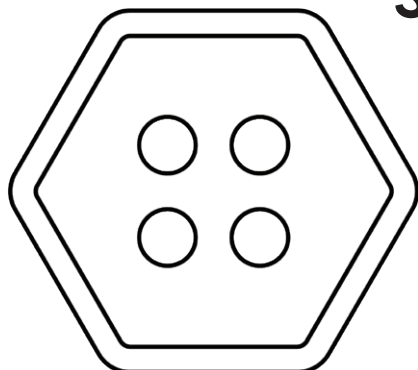


Hexagon




ASLTeachingResources.com

Say the word.



Hexagon

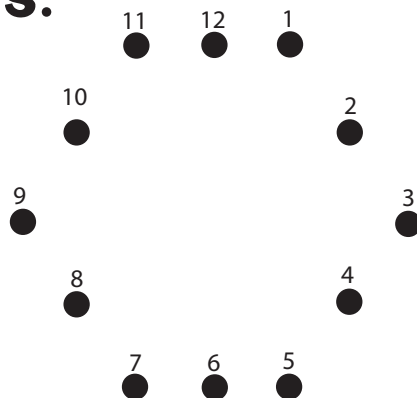


ASLTeachingResources.com

Trace the dots.



Hexagon

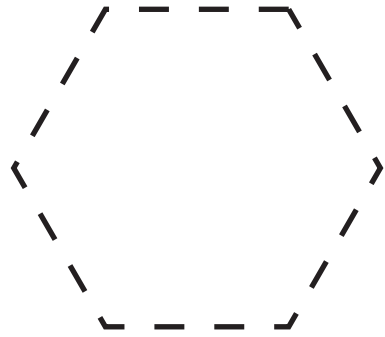
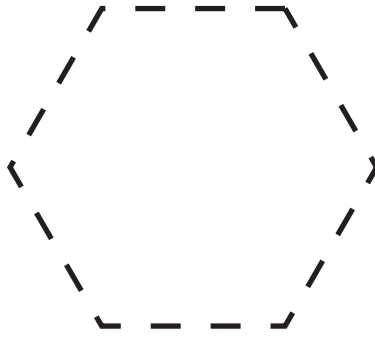


ASLTeachingResources.com

Name \_\_\_\_\_

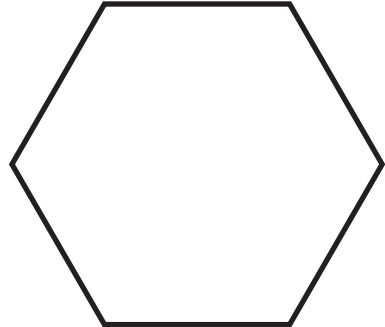
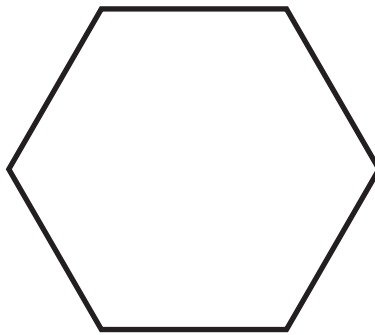
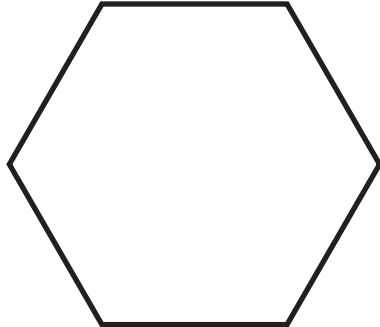
Date \_\_\_\_\_

# Trace




ASLTeachingResources.com

# Color



ASLTeachingResources.com

# Draw



ASLTeachingResources.com

Name \_\_\_\_\_

Date \_\_\_\_\_

new dog on

new dog on

new dog on

new dog on

new dog on

new dog on

ASLTeachingResources.com

Handwriting practice lines (solid top and bottom, dashed middle) for the word "new dog on".

Handwriting practice lines (solid top and bottom, dashed middle) for the word "new dog on".


Write a sentence with the word above.

Handwriting practice lines (solid top and bottom, dashed middle) for writing a sentence.

Name \_\_\_\_\_

Date \_\_\_\_\_

**Color all the hexagons.**



ASLTeachingResources.com

**Which hexagon comes next?**



ASLTeachingResources.com

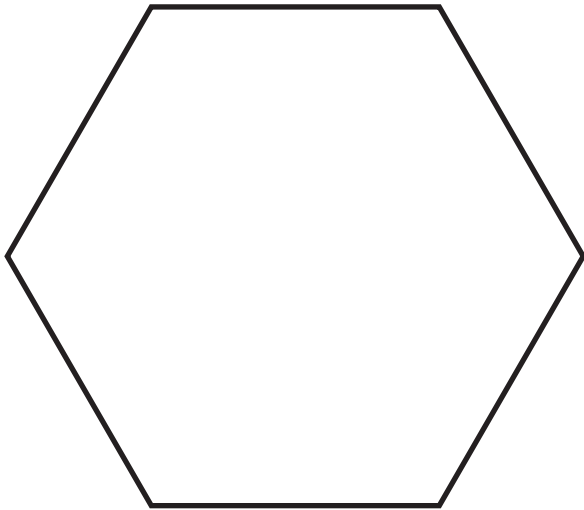
**Draw something with all hexagon.**

ASLTeachingResources.com

Name \_\_\_\_\_


Date \_\_\_\_\_

**How many sides?**



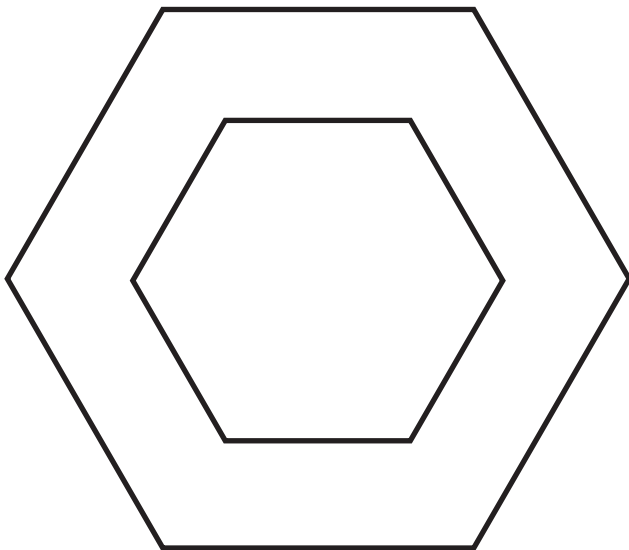
ASLTeachingResources.com

**Sign the shape.**



ASLTeachingResources.com

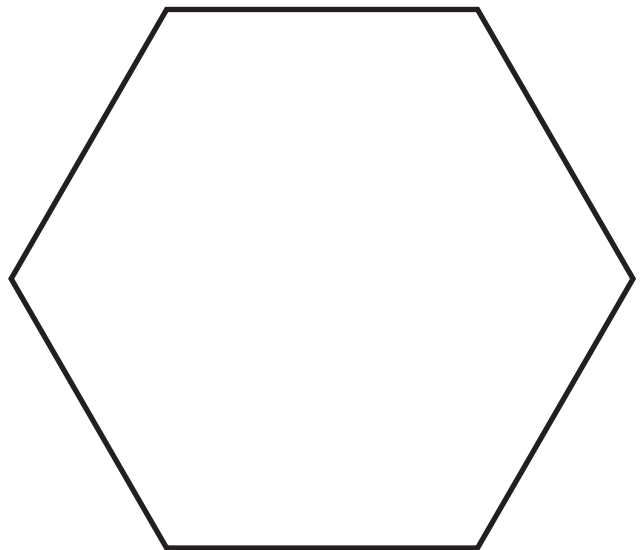
**Playdough the shape.**



ASLTeachingResources.com

**Shape Hunt**

Draw something you see with this shape.



ASLTeachingResources.com

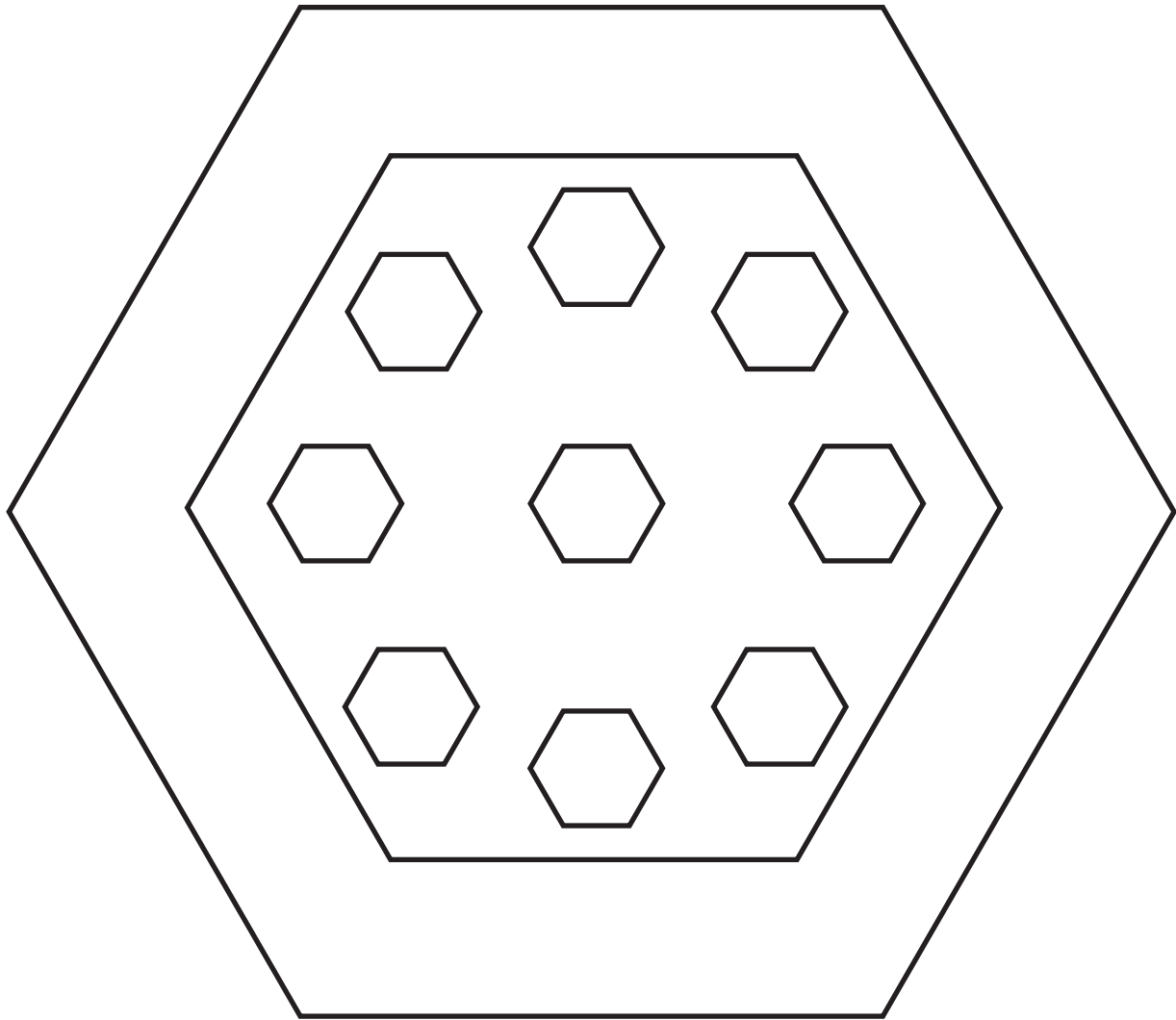
Name \_\_\_\_\_

Date \_\_\_\_\_

Directions: Dot inside the shape, and use playdough to create the outline.  
Trace and write the words below.



# Dot it




hexagon hexagon

\_\_\_\_\_



# HEXAGON

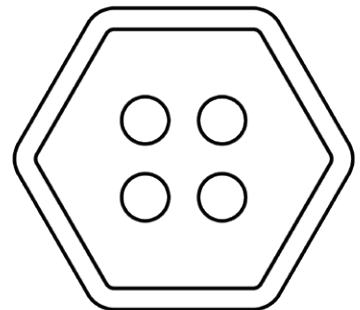
hexágono



**6 Sides**

**6 Vertices**

**No Curve Line**



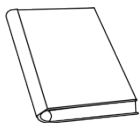
Name \_\_\_\_\_

Date \_\_\_\_\_

Read

hexagon


hexagon



Sign



Spell



Write



-----

\_\_\_\_\_

Color

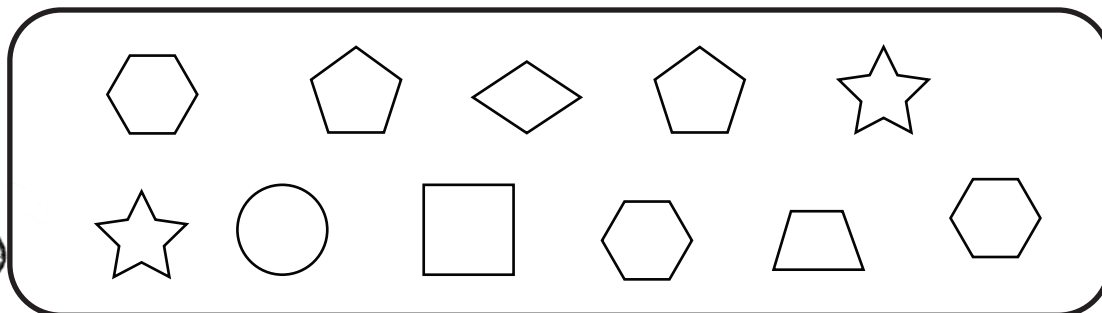
hexagon

hexagon



Circle

hexagon

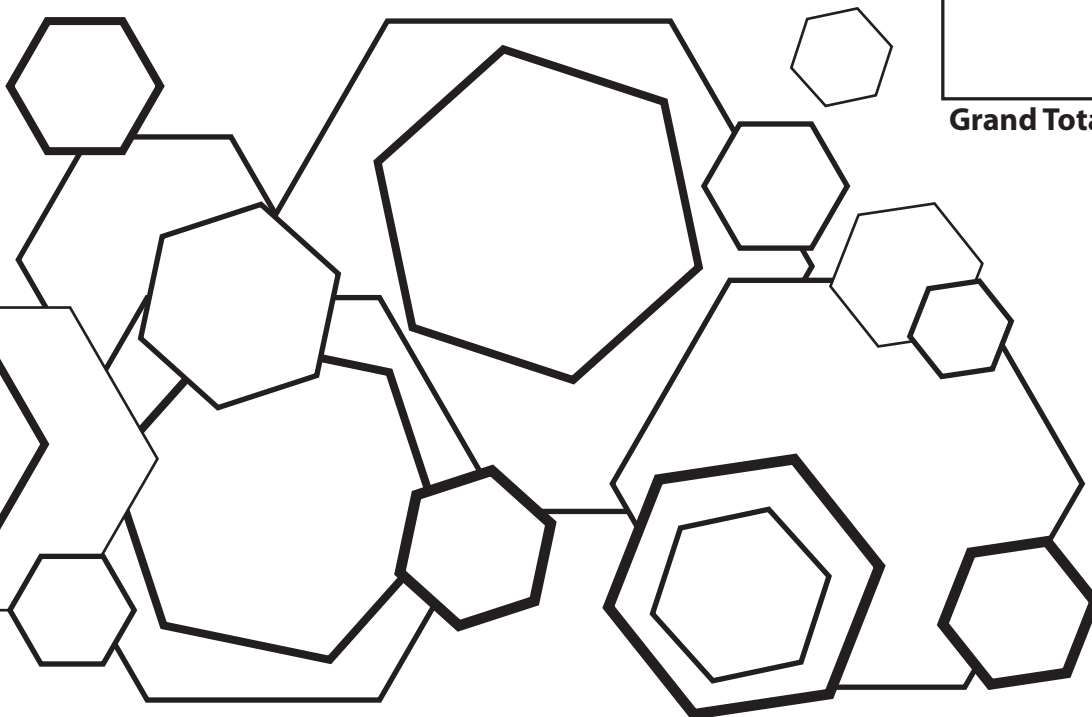


Name \_\_\_\_\_

Date \_\_\_\_\_

# Shape Graphing: Hexagon

As you color each shape, graph it. Use one color for each size.



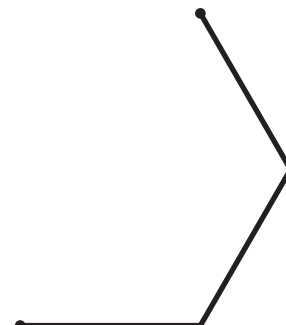
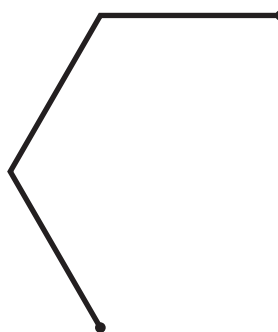
Grand Total


Small

Medium

Large


Finish Drawing.



Name \_\_\_\_\_

Date \_\_\_\_\_

Copy and finish the sentence below. (Teachers, add a word bank on the board for ideas.)



My favorite hexagon is...


Handwriting practice lines consisting of three sets of horizontal lines. Each set includes a solid top line, a dashed middle line, and a solid bottom line.



Draw and color your **Hexagon** picture.

A large rectangular box for drawing and coloring a hexagon.

How to sign **Hexagon**




Both fingers move to draw the shape.

Name \_\_\_\_\_

Date \_\_\_\_\_

Copy and finish the sentence below. (Teachers, add a word bank on the board for ideas.)



What can this shape be used for?

Handwriting practice lines consisting of three sets of solid top and bottom lines with a dashed middle line for letter height guidance.



Draw and color your **Hexagon** picture.

Large empty rectangular box for drawing a hexagon and coloring it.

How to sign Hexagon



Both fingers move to draw the shape.

☒ Check your grammar.

- ☐ Capitalize
- ☐ lowercase
- ☐ spelling
- ☐ period

# START WITH CONFIDENCE!

## GET THE **FREE!** GUIDE

So **YOU** can know...

- ✓ WHAT TO DO
- ✓ WHERE TO START
- ✓ PLAN OF ACTION




**Yes! I want this!**



**[bit.ly/pro-sltips](https://bit.ly/pro-sltips)**



# Choose from hundreds of low-prep ASL resources.



**Let us make your worksheets!**  
Pick a plan and start accessing ASL Resources

## About the Author

Cynthia Long is a Nationally Certified Interpreter and the founder of Sign Baby Sign LLC. She has extensive experience homeschooling and interpreting in the classroom for primary, secondary, and post-secondary levels and she is dedicated to providing ASL teaching resources to schools and families across the U.S. All of the ASL resources on [ASLTeachingResources.com](https://ASLTeachingResources.com) are developed from years of experience in educational systems as a Nationally Certified ASL Interpreter.



By purchasing, you agree to the terms of use:



### You may

- For personal use
- Make copies for your classroom, children, or personal use
- Purchase multiple licenses or additional products to share
- Become a member to get more ASL resources

### You may not

- Post this item on a personal or district website (contact us for permission)
- Modify any part to offer to others for free or paid
- Copy or give to other teachers or colleagues

## Feedback

Remember to leave feedback on your purchases to help others know the quality of this product.

Membership saves you money.



<https://bit.ly/aslinfo>



# Learn Sign the Fun Way



**JOIN NOW**



## Member Benefits:

### For Individuals & Schools

- Core-Content Worksheets
- Lesson Plan Books
- Flash Cards & Label Cards
- Wall Charts
- Dice & Other Games
- ASL Word of the Day Podcast
- Sign Club Series
- Online Video Dictionary
- Online ASL Courses
- Professional Development
- DIY Projects
- ASL Gift Shop
- Sight Words
- And more...Everything is ASL!

**More Sign Language!**

[bit.ly/MoreASL](http://bit.ly/MoreASL)



**CLICK - PRINT - Teach**

**See our Amazon books!**

<https://amzn.to/3Gv2wqq>

**amazon**

A note from the founder: Our ASL Resources promote a successful learning experience that is both educational and fun. Whether you're using it for differentiation, extension activities or just for fun, become a member today and start saving hours of prep time. We have everything you need!



**Happy Signing!**

**Cynthia F. Long, Founder**

SignBabySign, LLC

[ASLTeachingResources.com](http://ASLTeachingResources.com)

