


# Shapes Lesson Plan



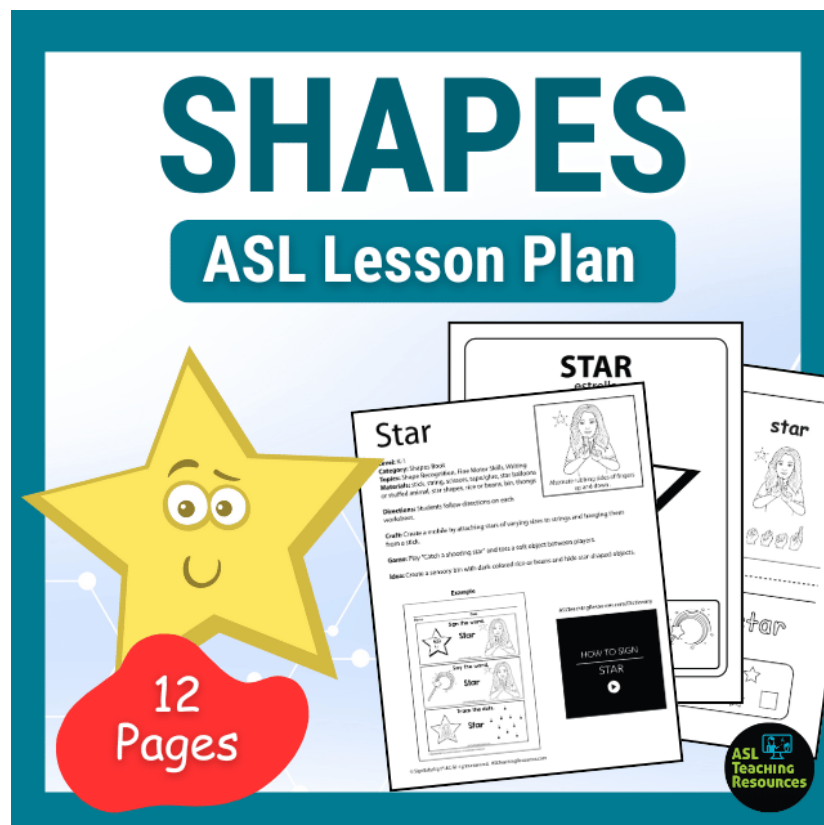
More Lesson Worksheets [here](#).



View Videos with QR Code



Get more ASL with a membership [here](#).



# Star

**Level:** K-1

**Category:** Shapes Book

**Topics:** Shape Recognition, Fine Motor Skills, Writing

**Materials:** stick, string, scissors, tape/glue, star balloons or stuffed animal, star shapes, rice or beans, bin, thongs

**Directions:** Students follow directions on each worksheet.






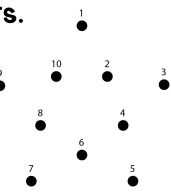
**Craft:** Create a mobile by attaching stars of varying sizes to strings and hanging them from a stick.

**Game:** Play "Catch a shooting star" and toss a soft object between players.

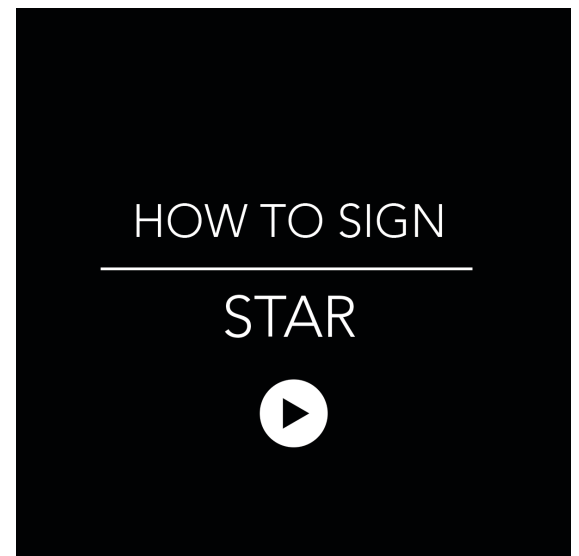
**Idea:** Create a sensory bin with dark-colored rice or beans and hide star-shaped objects.



## Example

Name _____	Date _____
<p>Sign the word.</p> <div><p>Star</p></div> <p>ASLTeachingResources.com</p>	
<p>Say the word.</p> <div><p>Star</p></div> <p>ASLTeachingResources.com</p>	
<p>Trace the dots.</p> <div><p>Star</p></div> <p>ASLTeachingResources.com</p> <p><small>© SignBabySign® LLC All rights reserved. ASLTeachingResources.com</small></p>	


[ASLTeachingResources.com/Dictionary](https://ASLTeachingResources.com/Dictionary)



Name \_\_\_\_\_

Date \_\_\_\_\_

Sign the word.




Star



ASLTeachingResources.com

Say the word.



Star

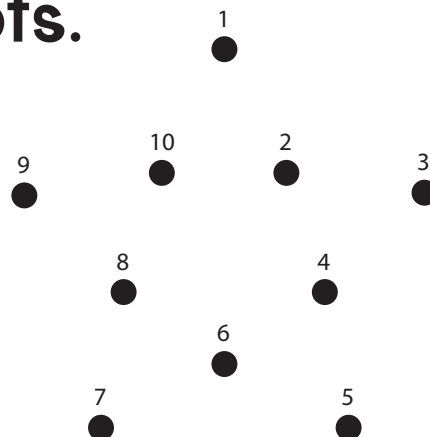


ASLTeachingResources.com

Trace the dots.



Star




ASLTeachingResources.com

Name \_\_\_\_\_


Date \_\_\_\_\_

# Trace




ASLTeachingResources.com

# Color



ASLTeachingResources.com

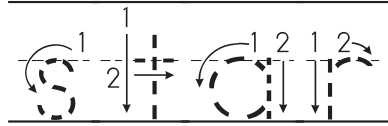
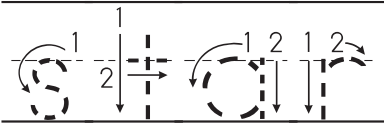
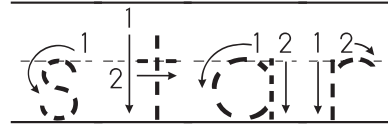
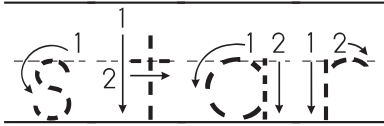
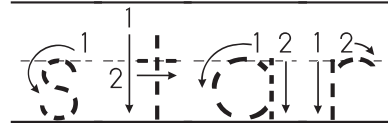
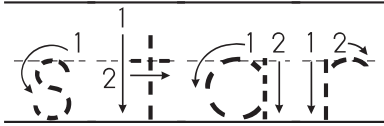
# Draw



ASLTeachingResources.com

Name \_\_\_\_\_

Date \_\_\_\_\_



ASLTeachingResources.com

Handwriting practice lines consisting of three sets of solid top and bottom lines with a dashed middle line for tracing or writing practice.

Handwriting practice lines consisting of three sets of solid top and bottom lines with a dashed middle line for tracing or writing practice.



Write a sentence with the word above.

Handwriting practice lines for writing a sentence, consisting of three sets of solid top and bottom lines with a dashed middle line.

Name \_\_\_\_\_

Date \_\_\_\_\_

**Color all the stars.**



ASLTeachingResources.com

**Which star comes next?**



ASLTeachingResources.com


**Draw something with all stars.**

ASLTeachingResources.com

Name \_\_\_\_\_

Date \_\_\_\_\_

**How many sides?**




ASLTeachingResources.com

**Sign the shape.**



ASLTeachingResources.com


**Playdough the shape.**



ASLTeachingResources.com

**Shape Hunt**

Draw something you see with this shape.




ASLTeachingResources.com

Name \_\_\_\_\_

Date \_\_\_\_\_

Directons: Dot inside the shape, and use playdough to create the outline.  
Trace and write the words below.

# Dot it




Star star

\_\_\_\_\_



# STAR


estrella



**10 Sides**

**5 Vertices**

**No Curve Line**



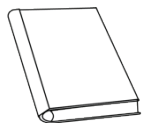
Name \_\_\_\_\_

Date \_\_\_\_\_

Read



star

star



Sign

Spell



Write



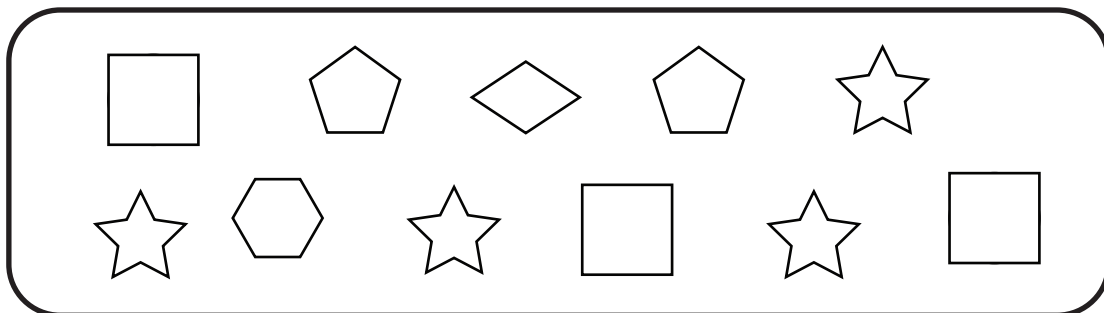
Color

star

star



Circle




Name \_\_\_\_\_

Date \_\_\_\_\_

# Shape Graphing: Star

As you color each shape, graph it. Use one color for each size.



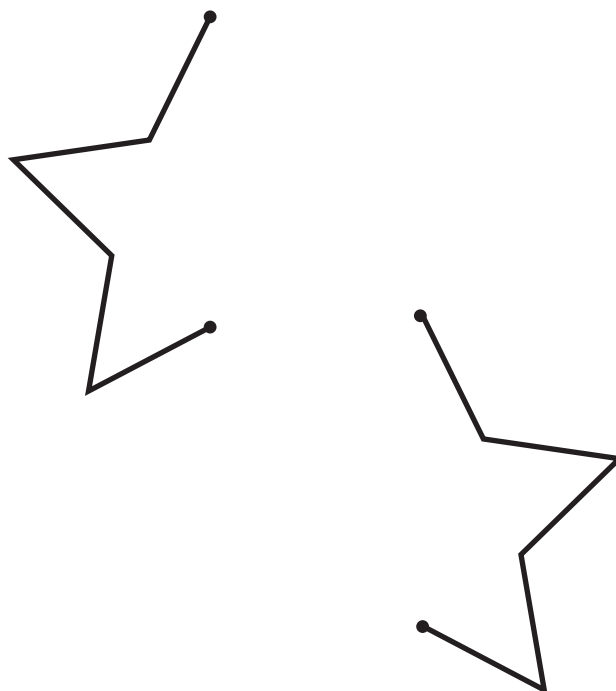
Grand Total


Small

Medium

Large


Finish Drawing.



Name \_\_\_\_\_

Date \_\_\_\_\_

Copy and finish the sentence below. (Teachers, add a word bank on the board for ideas.)



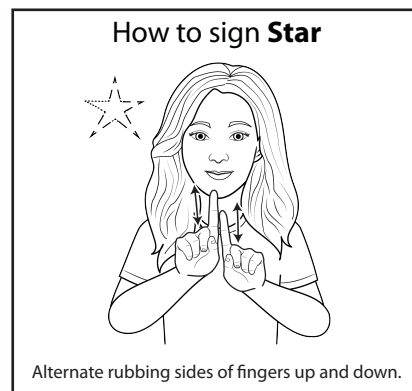
My favorite star is...

Handwriting practice lines consisting of three sets of horizontal lines. Each set includes a solid top line, a dashed middle line, and a solid bottom line.



Draw and color your **Star** picture.


A large rectangular box for drawing and coloring the star picture.



Name \_\_\_\_\_

Date \_\_\_\_\_

Copy and finish the sentence below. (Teachers, add a word bank on the board for ideas.)



What can this shape be used for?


Handwriting practice lines consisting of three sets of solid top and bottom lines with a dashed middle line.



Draw and color your **Star** picture.

Large empty rectangular box for drawing and coloring a star picture.

How to sign **Star**



Alternate rubbing sides of fingers up and down.

☒ Check your grammar.

☐ Capitalize

☐ lowercase

☐ spelling

☐ period

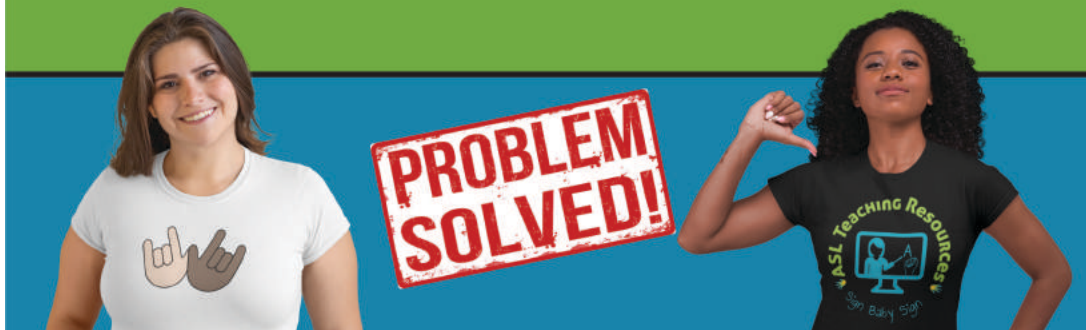
# ASLTeachingResources.com



See our Amazon books!  
[amzn.to/3Gv2wqq](https://amzn.to/3Gv2wqq)



## Need Sign Language?



More @ [bit.ly/MoreASL](https://bit.ly/MoreASL)

Teachers

SLP

DHH/ESL

School Clubs



Special Needs

Autism

Homeschool

Daycares

LEARN ASL IN  
60 DAYS!

**Enroll  
Now**

More at  
[bit.ly/Learn-ASL](https://bit.ly/Learn-ASL)



**ASL  
WORD  
OF THE  
Day**



**Podcast**





# Choose from hundreds of low-prep ASL resources.



**Let us make your worksheets!**  
Pick a plan and start accessing ASL Resources

## About the Author

Cynthia Long is a Nationally Certified Interpreter and the founder of Sign Baby Sign LLC. She has extensive experience homeschooling and interpreting in the classroom for primary, secondary, and post-secondary levels and she is dedicated to providing ASL teaching resources to schools and families across the U.S. All of the ASL resources on [ASLTeachingResources.com](https://ASLTeachingResources.com) are developed from years of experience in educational systems as a Nationally Certified ASL Interpreter.



By purchasing, you agree to the terms of use:



### You may

- For personal use
- Make copies for your classroom, children, or personal use
- Purchase multiple licenses or additional products to share
- Become a member to get more ASL resources

### You may not

- Post this item on a personal or district website (contact us for permission)
- Modify any part to offer to others for free or paid
- Copy or give to other teachers or colleagues

## Feedback

Remember to leave feedback on your purchases to help others know the quality of this product.

Membership saves you money.



<https://bit.ly/aslinfo>



# Learn Sign the Fun Way



**JOIN NOW**



## Member Benefits:

### For Individuals & Schools

- Core-Content Worksheets
- Lesson Plan Books
- Flash Cards & Label Cards
- Wall Charts
- Dice & Other Games
- ASL Word of the Day Podcast
- Sign Club Series
- Online Video Dictionary
- Online ASL Courses
- Professional Development
- DIY Projects
- ASL Gift Shop
- Sight Words
- And more...Everything is ASL!

**More Sign Language!**

[bit.ly/MoreASL](http://bit.ly/MoreASL)



**CLICK - PRINT - Teach**

**See our Amazon books!**

<https://amzn.to/3Gv2wqq>

**amazon**

A note from the founder: Our ASL Resources promote a successful learning experience that is both educational and fun. Whether you're using it for differentiation, extension activities or just for fun, become a member today and start saving hours of prep time. We have everything you need!



**Happy Signing!**

**Cynthia F. Long, Founder**  
SignBabySign, LLC  
[ASLTeachingResources.com](http://ASLTeachingResources.com)

