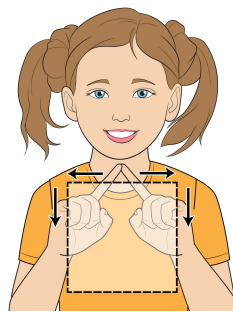


Shapes Lesson Plan



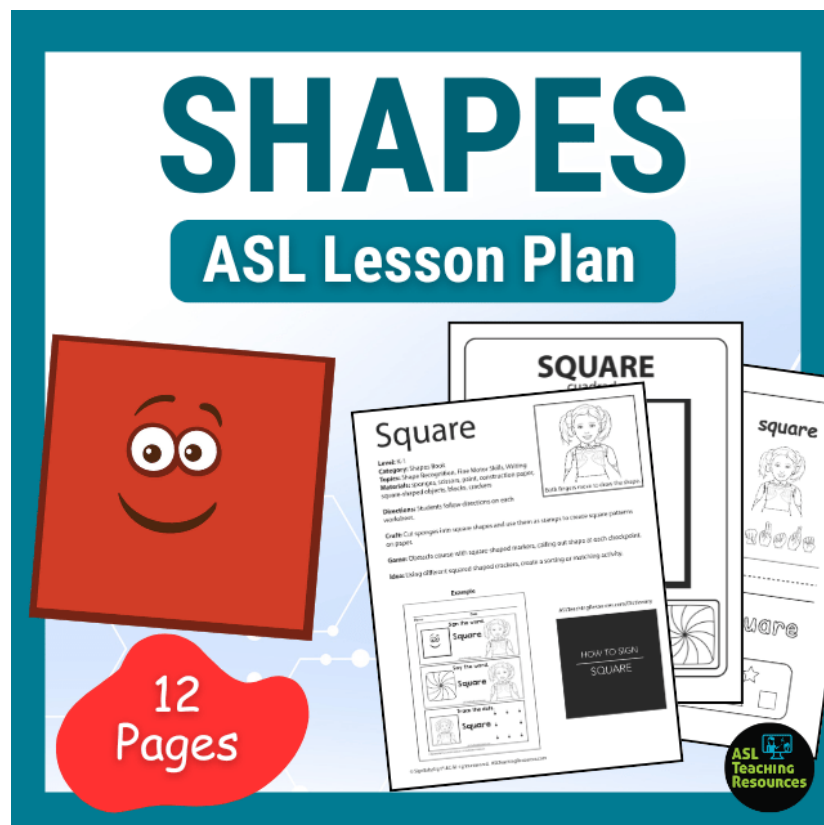
More Lesson Worksheets [here](#).



View Videos with QR Code



Get more ASL with a membership [here](#).



Square

Level: K-1

Category: Shapes Book

Topics: Shape Recognition, Fine Motor Skills, Writing


Materials: sponges, scissors, paint, construction paper, square-shaped objects, blocks, crackers

Directions: Students follow directions on each worksheet.






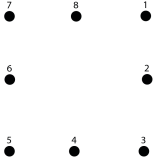
Craft: Cut sponges into square shapes and use them as stamps to create square patterns on paper.

Game: Obstacle course with square-shaped markers, calling out shape at each checkpoint.

Idea: Using different squared shaped crackers, create a sorting or matching activity.



Example

| Name _____ | Date _____ |
|---------------------------------------------------------------------------------------------------------------------------------------------------------------------------------------------------------------------------------------------------------------------------------------------------------------------------------------------------------------------|------------|
| <p>Sign the word.</p> <div><p>Square</p></div> <p><small>ASLTeachingResources.com</small></p> | |
| <p>Say the word.</p> <div><p>Square</p></div> <p><small>ASLTeachingResources.com</small></p> | |
| <p>Trace the dots.</p> <div><p>Square</p></div> <p><small>ASLTeachingResources.com</small></p> <p><small>© SignBabySign® LLC All rights reserved. ASLTeachingResources.com</small></p> | |


ASLTeachingResources.com/Dictionary

HOW TO SIGN
SQUARE


Name _____

Date _____

Sign the word.




Square




ASLTeachingResources.com

Say the word.




Square

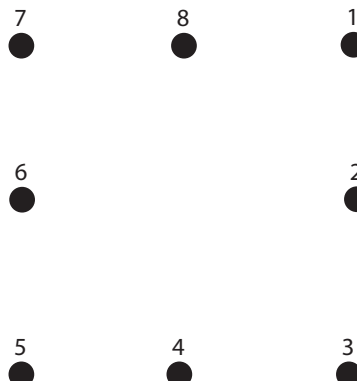


ASLTeachingResources.com

Trace the dots.



Square




ASLTeachingResources.com

Name _____




Date _____

Trace



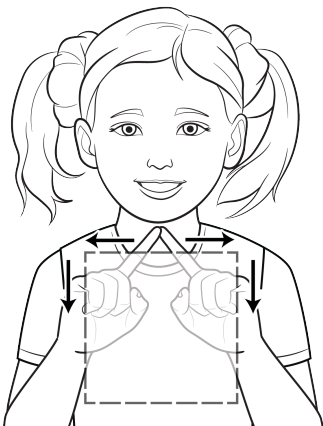
ASLTeachingResources.com

Color



ASLTeachingResources.com

Draw



ASLTeachingResources.com

Name _____

Date _____

squaire

squaire

squaire

squaire

squaire

squaire

ASLTeachingResources.com

Handwriting practice lines for the word "squaire". Each row consists of a solid top line, a dashed middle line, and a solid bottom line.

Handwriting practice lines for the word "squaire". Each row consists of a solid top line, a dashed middle line, and a solid bottom line.



Write a sentence with the word above.

Handwriting practice lines for writing a sentence. Each row consists of a solid top line, a dashed middle line, and a solid bottom line.

Name _____

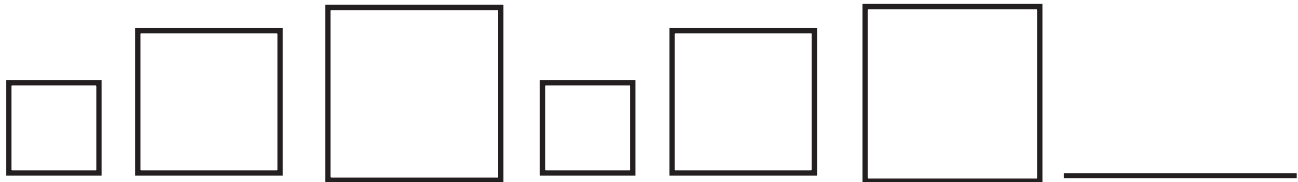
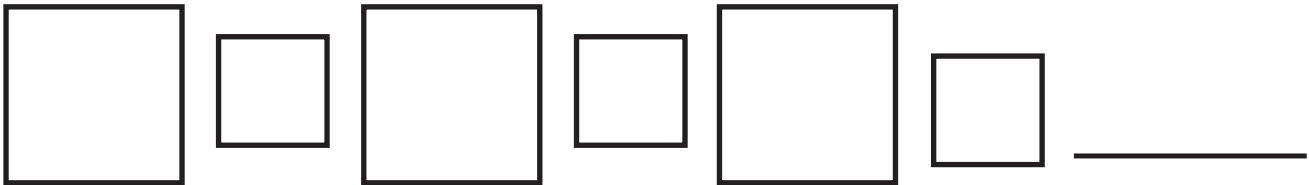
Date _____

Color all the squares.



ASLTeachingResources.com

Which square comes next?



ASLTeachingResources.com


Draw something with all squares.

ASLTeachingResources.com

Name _____


Date _____

How many sides?




ASLTeachingResources.com

Sign the shape.



ASLTeachingResources.com


Playdough the shape.



ASLTeachingResources.com

Shape Hunt

Draw something you see with this shape.



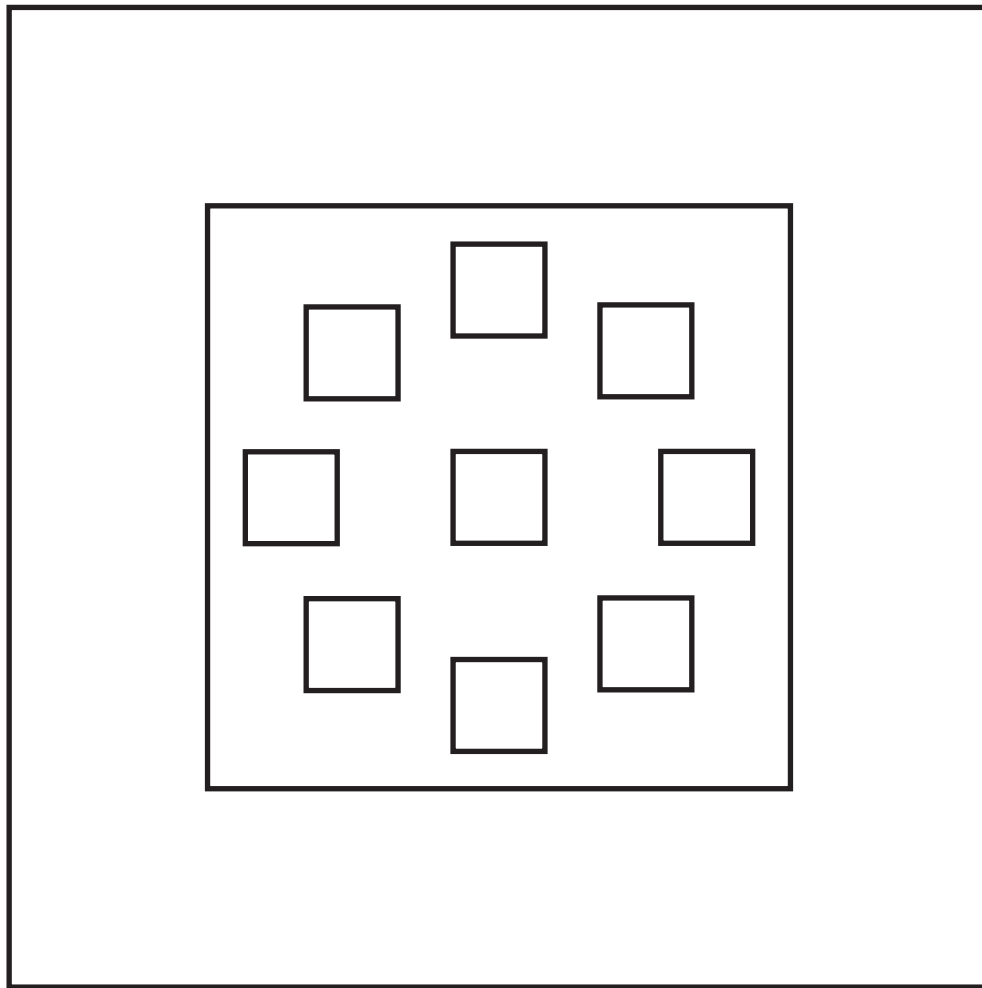

ASLTeachingResources.com

Name _____

Date _____

Directions: Dot inside the shape, and use playdough to create the outline.
Trace and write the words below.

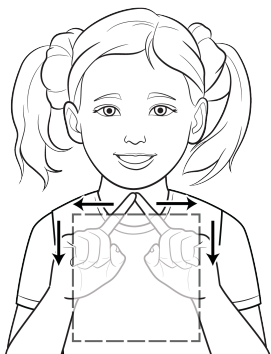

Dot it



Square square

SQUARE


cuadrado



4 Sides

4 Vertices

No Curve Line



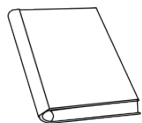
Name _____

Date _____


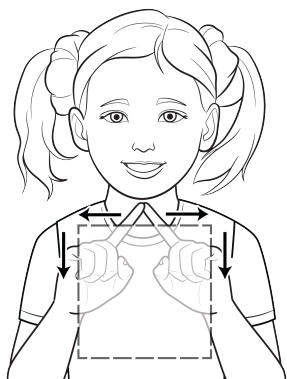
Read

square



square



Sign



Spell



Write



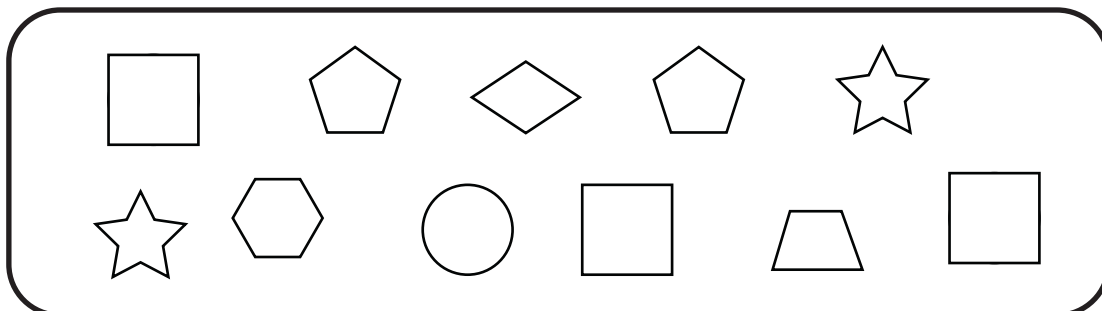

Color

square

square



Circle

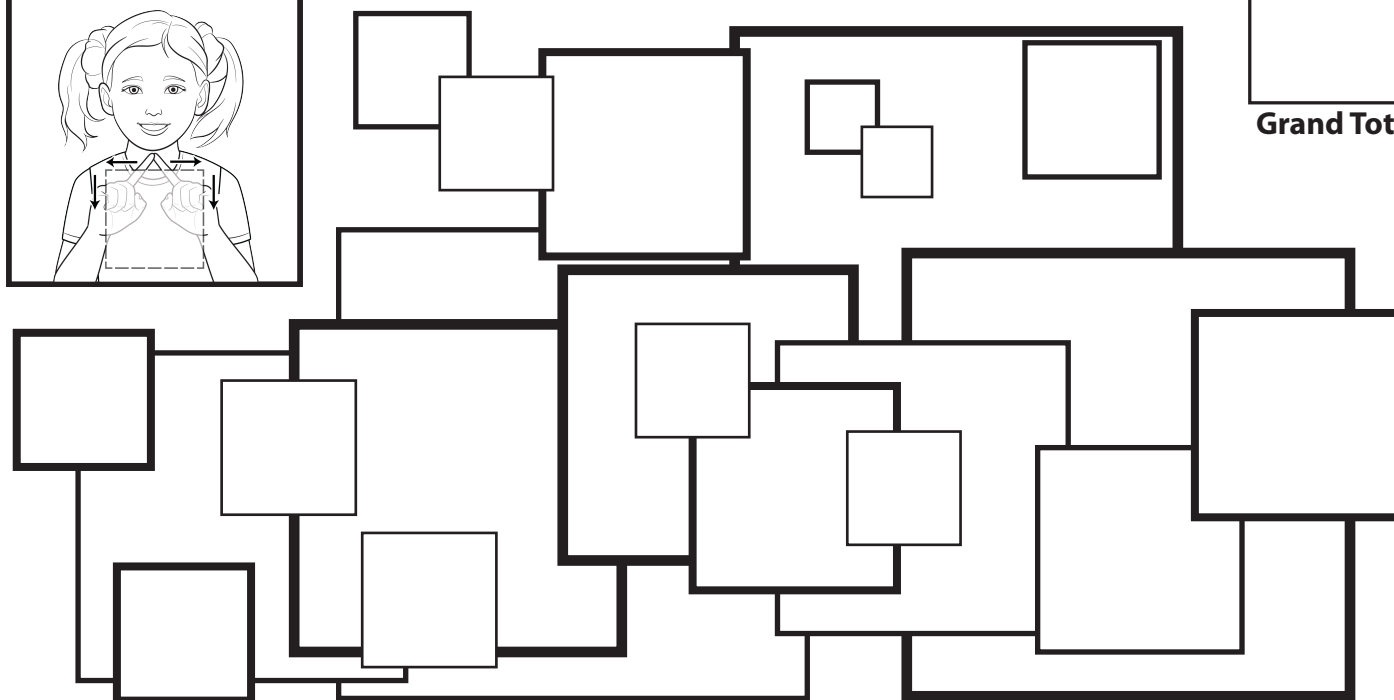



Name _____

Date _____

Shape Graphing: Square

As you color each shape, graph it. Use one color for each size.



Grand Total


| | | | | | |
|--|--|--|--|--|--|
| | | | | | |
| | | | | | |
| | | | | | |
| | | | | | |
| | | | | | |
| | | | | | |

Small

Medium

Large


Finish Drawing.



Name _____

Date _____

Copy and finish the sentence below. (Teachers, add a word bank on the board for ideas.)



My favorite square is...


Handwriting practice lines consisting of three sets of horizontal lines. Each set includes a solid top line, a dashed middle line, and a solid bottom line.



Draw and color your **Square** picture.

A large rectangular box for drawing and coloring a square picture.

How to sign **Square**




Both fingers move to draw the shape.

| Name | Date |
|------|------|
|------|------|

Date _____


Copy and finish the sentence below. (Teachers, add a word bank on the board for ideas.)




What can this shape be used for?

A series of horizontal lines for handwriting practice. Each set consists of a solid top line, a dashed midline, and a solid bottom line. There are four such sets stacked vertically.

Draw and color your **Square** picture.



How to sign Square



Both fingers move
to draw the shape.

✓ Check your grammar.

- ☐ Capitalize
- ☐ lowercase
- ☒ spelling
- ☐ period

SIGN CLUB:

IGNITE CURIOSITY, SPARK CONNECTIONS!



Easy to Use

CURRICULUM

- Enhanced Communication Skills
- Inclusivity and Diversity
- Stimulate Cognitive Development
- Multi-sensory Learning
- Improve Fine Motor Skills
- Builds Social Skills Development
- Strengthened Vocabulary
- Boost Confidence
- Fun and Engaging Learning Activities
- Encourages Caregiver-Child Bonding




Get Started

bit.ly/SignClubWorkshop





Choose from hundreds of low-prep ASL resources.



Let us make your worksheets!
Pick a plan and start accessing ASL Resources

About the Author

Cynthia Long is a Nationally Certified Interpreter and the founder of Sign Baby Sign LLC. She has extensive experience homeschooling and interpreting in the classroom for primary, secondary, and post-secondary levels and she is dedicated to providing ASL teaching resources to schools and families across the U.S. All of the ASL resources on ASLTeachingResources.com are developed from years of experience in educational systems as a Nationally Certified ASL Interpreter.



By purchasing, you agree to the terms of use:



You may

- For personal use
- Make copies for your classroom, children, or personal use
- Purchase multiple licenses or additional products to share
- Become a member to get more ASL resources

You may not

- Post this item on a personal or district website (contact us for permission)
- Modify any part to offer to others for free or paid
- Copy or give to other teachers or colleagues

Feedback

Remember to leave feedback on your purchases to help others know the quality of this product.

Membership saves you money.



<https://bit.ly/aslinfo>

Learn Sign the Fun Way



JOIN NOW



Member Benefits:

For Individuals & Schools

- Core-Content Worksheets
- Lesson Plan Books
- Flash Cards & Label Cards
- Wall Charts
- Dice & Other Games
- ASL Word of the Day Podcast
- Sign Club Series
- Online Video Dictionary
- Online ASL Courses
- Professional Development
- DIY Projects
- ASL Gift Shop
- Sight Words
- And more...Everything is ASL!

More Sign Language!

bit.ly/MoreASL



CLICK - PRINT - Teach

See our Amazon books!

<https://amzn.to/3Gv2wqq>

amazon

A note from the founder: Our ASL Resources promote a successful learning experience that is both educational and fun. Whether you're using it for differentiation, extension activities or just for fun, become a member today and start saving hours of prep time. We have everything you need!



Happy Signing!

Cynthia F. Long, Founder

SignBabySign, LLC

ASLTeachingResources.com

