


Shapes Lesson Plan



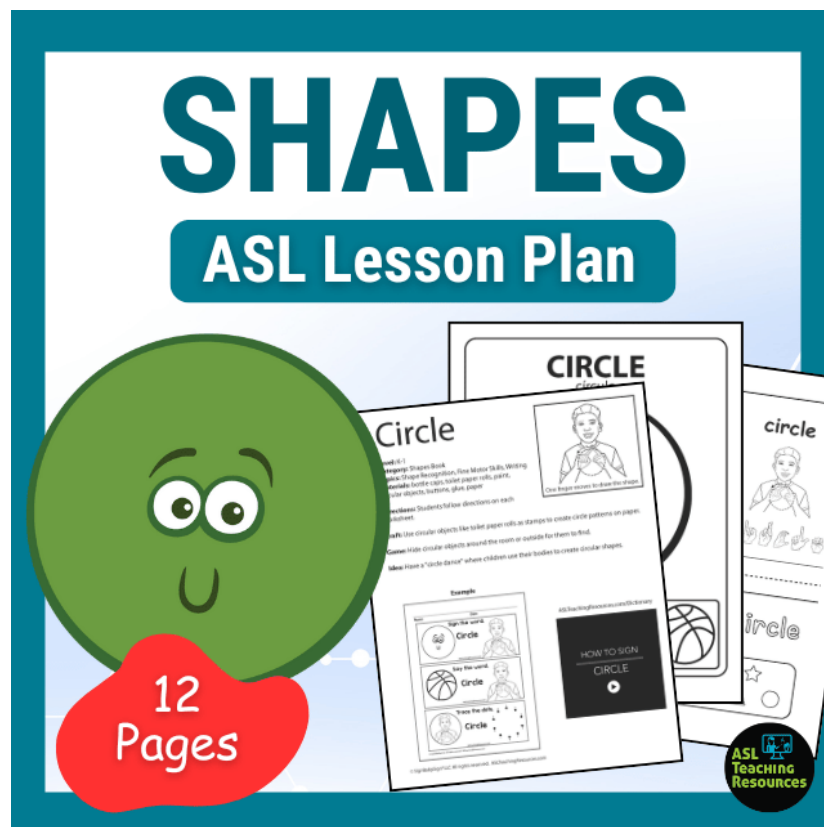
More Lesson Worksheets [here](#).



View Videos with QR Code



Get more ASL with a membership [here](#).



Circle

Level: K-1

Category: Shapes Book

Topics: Shape Recognition, Fine Motor Skills, Writing


Materials: bottle caps, toilet paper rolls, paint, circular objects, buttons, glue, paper

Directions: Students follow directions on each worksheet.






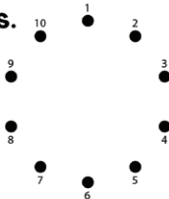
Craft: Use circular objects like toilet paper rolls as stamps to create circle patterns on paper.

Game: Hide circular objects around the room or outside for them to find.

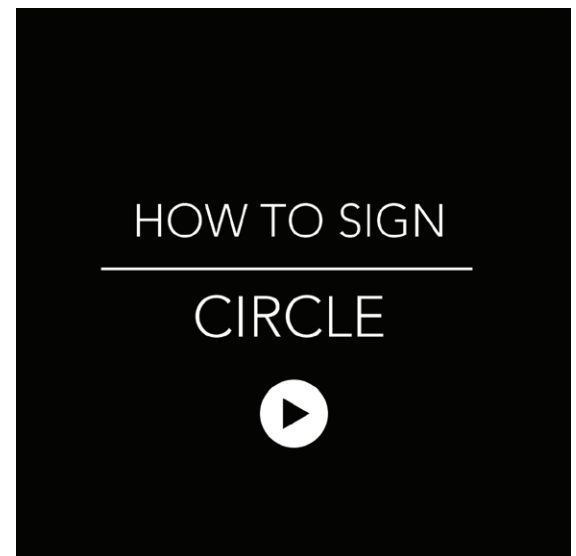
Idea: Have a "circle dance" where children use their bodies to create circular shapes.



Example


Name	Date
<p>Sign the word.</p> <div><p>Circle</p></div> <p><small>ASLTeachingResources.com</small></p>	
<p>Say the word.</p> <div><p>Circle</p></div> <p><small>ASLTeachingResources.com</small></p>	
<p>Trace the dots.</p> <div><p>Circle</p></div> <p><small>ASLTeachingResources.com</small></p> <p><small>© SignBabySign® LLC All rights reserved. ASLTeachingResources.com</small></p>	

ASLTeachingResources.com/Dictionary



CIRCLE


círculo



No Sides

No Vertices


Curve Line




Name _____

Date _____

Sign the word.




Circle



ASLTeachingResources.com

Say the word.



Circle

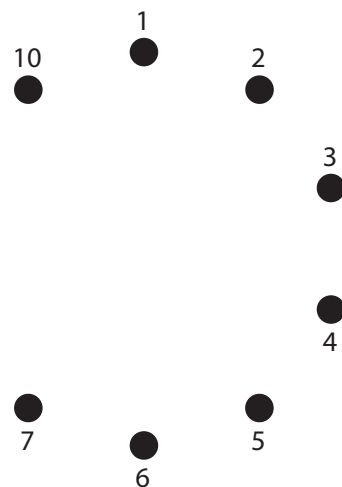


ASLTeachingResources.com

Trace the dots.



Circle

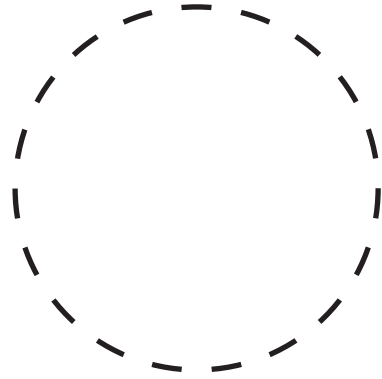
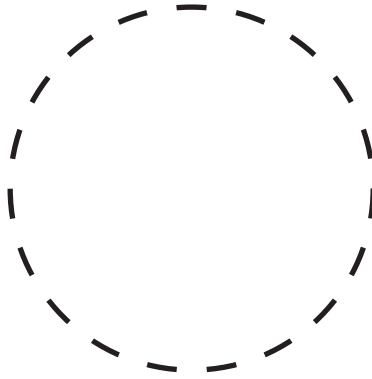
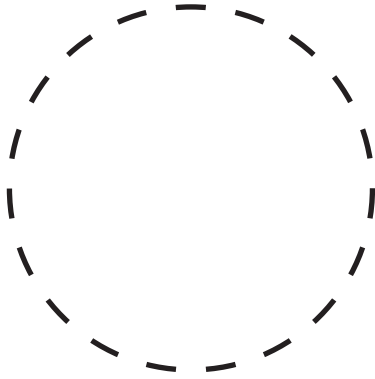


ASLTeachingResources.com

Name _____




Date _____

Trace



ASLTeachingResources.com

Color



ASLTeachingResources.com

Draw



ASLTeachingResources.com

Name _____

Date _____

ASLTeachingResources.com

<hr/> <hr/> <hr/>	<hr/> <hr/> <hr/>
<hr/> <hr/> <hr/>	<hr/> <hr/> <hr/>
<hr/> <hr/> <hr/>	<hr/> <hr/> <hr/>
<hr/> <hr/> <hr/>	<hr/> <hr/> <hr/>
<hr/> <hr/> <hr/>	<hr/> <hr/> <hr/>


Write a sentence with the word above.

<hr/> <hr/> <hr/>
<hr/> <hr/> <hr/>
<hr/> <hr/> <hr/>
<hr/> <hr/> <hr/>

Name _____

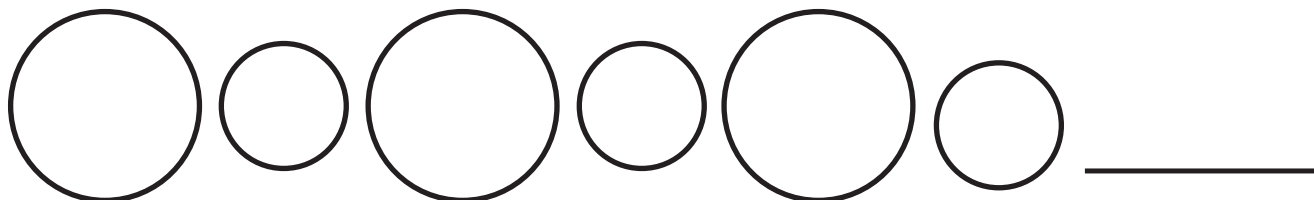
Date _____

Color all the circles.



ASLTeachingResources.com

Which circle comes next?



ASLTeachingResources.com


Draw something with all circles.

ASLTeachingResources.com

Name _____


Date _____

How many sides?



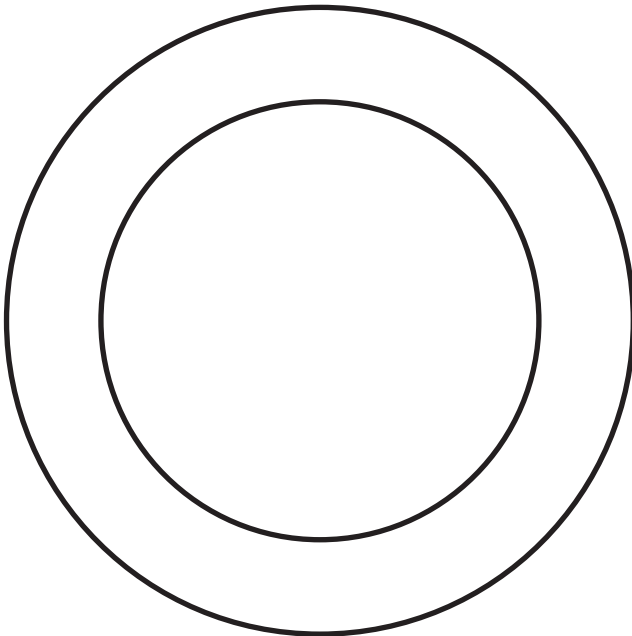
ASLTeachingResources.com

Sign the shape.



ASLTeachingResources.com


Playdough the shape.



ASLTeachingResources.com

Shape Hunt

Draw something you see with this shape.



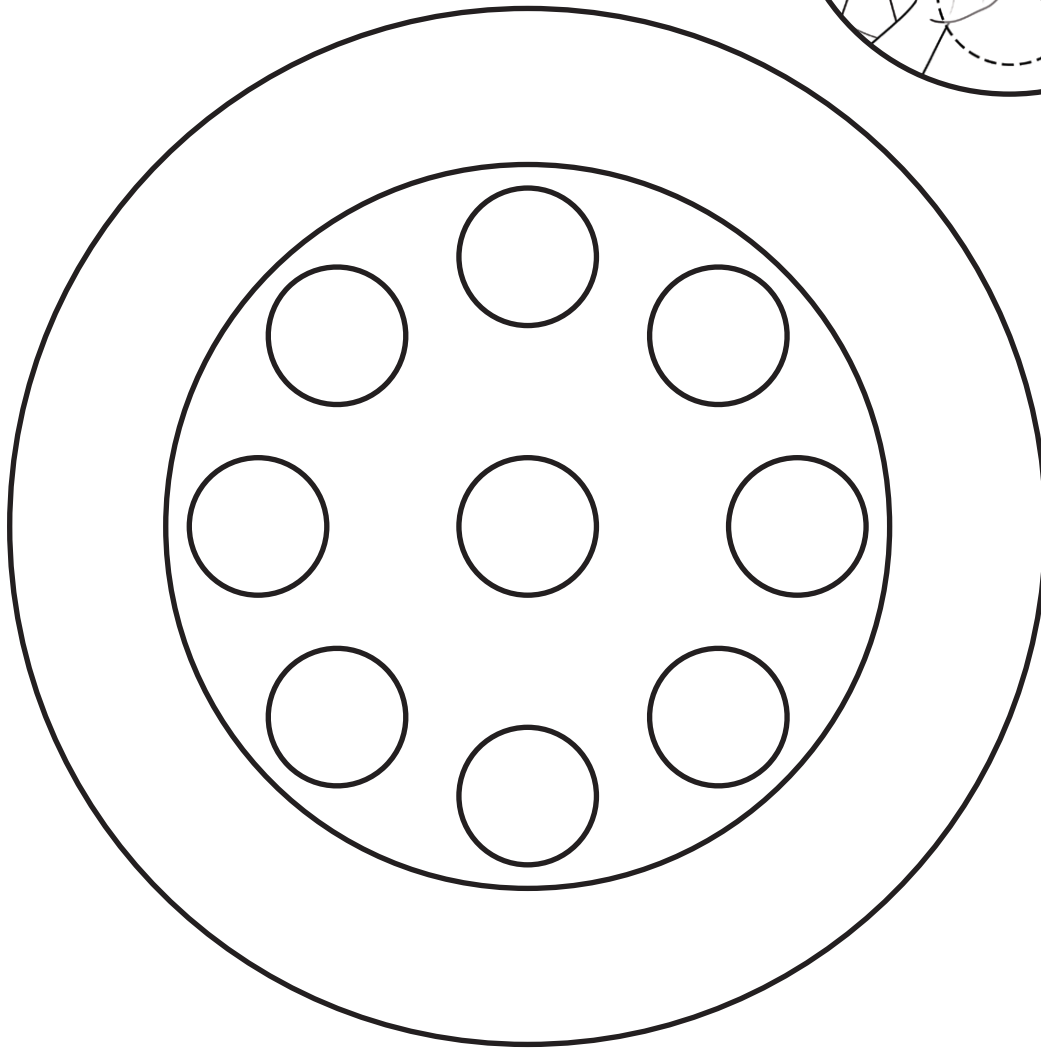

ASLTeachingResources.com

Name _____

Date _____

Directons: Dot inside the shape, and use playdough to create the outline.
Trace and write the words below.

Dot it



Circle circle

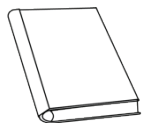
Name _____

Date _____

Read

circle

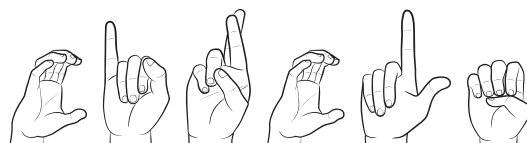
circle



Sign



Spell



Write



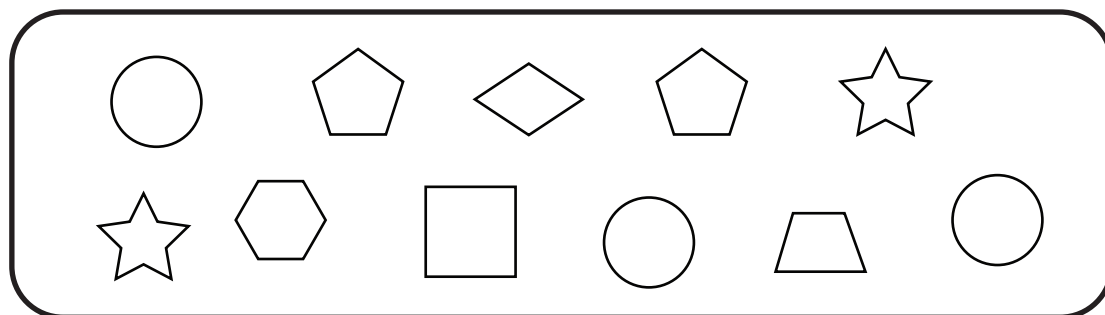
Color

circle

circle



Circle




Name _____

Date _____

Shape Graphing: Circle

As you color each shape, graph it. Use one color for each size.




Grand Total

Small

Medium

Large


Finish Drawing.



Name _____

Date _____

Copy and finish the sentence below. (Teachers, add a word bank on the board for ideas.)



My favorite circle is...

Handwriting practice lines consisting of three sets of horizontal lines. Each set includes a solid top line, a dashed middle line, and a solid bottom line.



Draw and color your **Circle** picture.

A large rectangular box for drawing and coloring a circle picture.

How to sign **Circle**




One finger moves to draw the shape.

Name _____

Date _____

Copy and finish the sentence below. (Teachers, add a word bank on the board for ideas.)



What can this shape be used for?

Handwriting practice lines consisting of three sets of solid top and bottom lines with a dashed middle line for tracing.



Draw and color your **Circle** picture.

Large empty rectangular box for drawing a circle picture.

How to sign **Circle**



One finger moves
to draw the shape.

✓ Check your grammar.

- ☐ Capitalize
- ☐ lowercase
- ☐ spelling
- ☐ period

Unlock the World of **SIGN LANGUAGE** with **SIGN CLUB**



Easy to Use **CURRICULUM**

- Enhanced Communication Skills
- Inclusivity and Diversity
- Stimulate Cognitive Development
- Multi-sensory Learning
- Improve Fine Motor Skills
- Builds Social Skills Development
- Strengthened Vocabulary
- Boost Confidence
- Fun and Engaging Learning Activities
- Encourages Caregiver-Child Bonding




Get Started

bit.ly/SignClubWorkshop





Choose from hundreds of low-prep ASL resources.



Let us make your worksheets!
Pick a plan and start accessing ASL Resources

About the Author

Cynthia Long is a Nationally Certified Interpreter and the founder of Sign Baby Sign LLC. She has extensive experience homeschooling and interpreting in the classroom for primary, secondary, and post-secondary levels and she is dedicated to providing ASL teaching resources to schools and families across the U.S. All of the ASL resources on ASLTeachingResources.com are developed from years of experience in educational systems as a Nationally Certified ASL Interpreter.



By purchasing, you agree to the terms of use:



You may

- For personal use
- Make copies for your classroom, children, or personal use
- Purchase multiple licenses or additional products to share
- Become a member to get more ASL resources

You may not

- Post this item on a personal or district website (contact us for permission)
- Modify any part to offer to others for free or paid
- Copy or give to other teachers or colleagues

Feedback

Remember to leave feedback on your purchases to help others know the quality of this product.

Membership saves you money.



<https://bit.ly/aslinfo>

Learn Sign the Fun Way



JOIN NOW



Member Benefits:

For Individuals & Schools

- Core-Content Worksheets
- Lesson Plan Books
- Flash Cards & Label Cards
- Wall Charts
- Dice & Other Games
- ASL Word of the Day Podcast
- Sign Club Series
- Online Video Dictionary
- Online ASL Courses
- Professional Development
- DIY Projects
- ASL Gift Shop
- Sight Words
- And more...Everything is ASL!

More Sign Language!

bit.ly/MoreASL



CLICK - PRINT - Teach

See our Amazon books!

<https://amzn.to/3Gv2wqq>

amazon

A note from the founder: Our ASL Resources promote a successful learning experience that is both educational and fun. Whether you're using it for differentiation, extension activities or just for fun, become a member today and start saving hours of prep time. We have everything you need!



Happy Signing!

Cynthia F. Long, Founder
SignBabySign, LLC
ASLTeachingResources.com

