

Shapes

Writing Prompts



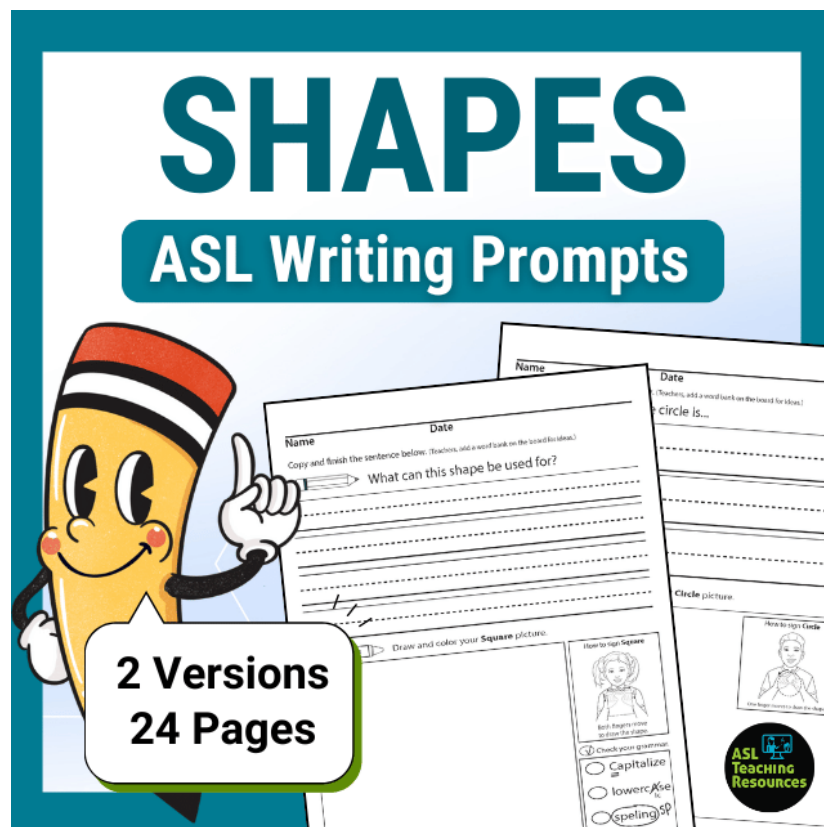
More Lesson
Worksheets [here](#).



View Videos
with QR Code




Get more ASL free with
membership [here](#).



Name _____

Date _____

Copy and finish the sentence below. (Teachers, add a word bank on the board for ideas.)



My favorite circle is...

Handwriting practice lines consisting of three sets of horizontal lines. Each set includes a solid top line, a dashed middle line, and a solid bottom line.



Draw and color your **Circle** picture.

A large rectangular box for drawing and coloring a circle picture.

How to sign **Circle**




One finger moves to draw the shape.

Name _____

Date _____

Copy and finish the sentence below. (Teachers, add a word bank on the board for ideas.)



My favorite hexagon is...


Handwriting practice lines consisting of three sets of horizontal lines. Each set includes a solid top line, a dashed middle line, and a solid bottom line.



Draw and color your **Hexagon** picture.

A large rectangular box for drawing and coloring a hexagon.

How to sign **Hexagon**




Both fingers move to draw the shape.

Name _____

Date _____

Copy and finish the sentence below. (Teachers, add a word bank on the board for ideas.)



My favorite octagon is...


Handwriting practice lines consisting of three sets of horizontal lines. Each set includes a solid top line, a dashed middle line, and a solid bottom line.



Draw and color your **Octagon** picture.

A large rectangular box for drawing and coloring the octagon.

How to sign **Octagon**




Both fingers move to draw the shape.

Name _____

Date _____

Copy and finish the sentence below. (Teachers, add a word bank on the board for ideas.)



My favorite oval is...

Handwriting practice lines consisting of three sets of horizontal lines. Each set includes a solid top line, a dashed middle line, and a solid bottom line.



Draw and color your **Oval** picture.

A large rectangular box for drawing and coloring the oval picture.

How to sign **Oval**




One finger moves to draw the shape.

Name _____

Date _____

Copy and finish the sentence below. (Teachers, add a word bank on the board for ideas.)



My favorite parallelogram is...


Three sets of handwriting practice lines. Each set consists of a solid top line, a dashed middle line, and a solid bottom line.



Draw and color your **Parallelogram** picture.

A large rectangular box for drawing and coloring a parallelogram.

How to sign **Parallelogram**




Both fingers move to draw the shape.

Name _____

Date _____

Copy and finish the sentence below. (Teachers, add a word bank on the board for ideas.)



My favorite rectangle is...

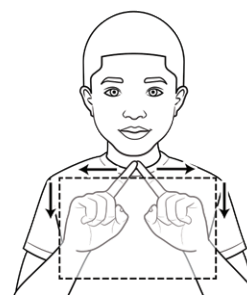
Handwriting practice lines consisting of three sets of horizontal lines. Each set includes a solid top line, a dashed middle line, and a solid bottom line.



Draw and color your **Rectangle** picture.

A large rectangular box for drawing and coloring a rectangle.

How to sign **Rectangle**




Both fingers move to draw the shape.

Name _____

Date _____

Copy and finish the sentence below. (Teachers, add a word bank on the board for ideas.)



My favorite rhombus is...


Handwriting practice lines consisting of three sets of horizontal lines. Each set includes a solid top line, a dashed middle line, and a solid bottom line.



Draw and color your **Rhombus** picture.

A large rectangular box for drawing and coloring the rhombus picture.

How to sign **Rhombus**




Both fingers move to draw the shape.

Name _____

Date _____

Copy and finish the sentence below. (Teachers, add a word bank on the board for ideas.)



My favorite pentagon is...

Handwriting practice lines consisting of three sets of horizontal lines. Each set includes a solid top line, a dashed middle line, and a solid bottom line.



Draw and color your **Pentagon** picture.

A large rectangular box for drawing and coloring the Pentagon picture.

How to sign **Pentagon**




Both fingers move to draw the shape.

Name _____

Date _____

Copy and finish the sentence below. (Teachers, add a word bank on the board for ideas.)



My favorite square is...


Handwriting practice lines consisting of three sets of horizontal lines. Each set includes a solid top line, a dashed middle line, and a solid bottom line.



Draw and color your **Square** picture.

A large rectangular box for drawing a square picture.

How to sign **Square**




Both fingers move to draw the shape.

Name _____

Date _____

Copy and finish the sentence below. (Teachers, add a word bank on the board for ideas.)



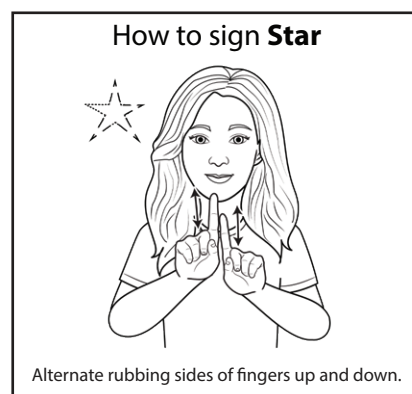
My favorite star is...

Handwriting practice lines consisting of three sets of horizontal lines. Each set includes a solid top line, a dashed middle line, and a solid bottom line.



Draw and color your **Star** picture.


A large rectangular box for drawing and coloring the star picture.



Name _____

Date _____

Copy and finish the sentence below. (Teachers, add a word bank on the board for ideas.)



My favorite trapezoid is...

Handwriting practice lines consisting of three sets of horizontal lines. Each set includes a solid top line, a dashed middle line, and a solid bottom line.



Draw and color your **Trapezoid** picture.

A large rectangular box for drawing and coloring the trapezoid.

How to sign **Trapezoid**




Both fingers move to draw the shape.

Name _____

Date _____

Copy and finish the sentence below. (Teachers, add a word bank on the board for ideas.)



My favorite triangle is...

Handwriting practice lines consisting of three sets of horizontal lines. Each set includes a solid top line, a dashed middle line, and a solid bottom line.



Draw and color your **Triangle** picture.

A large rectangular box for drawing and coloring the triangle picture.

How to sign **Triangle**




Both fingers move to draw the shape.

Name _____

Date _____

Copy and finish the sentence below. (Teachers, add a word bank on the board for ideas.)



What can this shape be used for?

Handwriting practice lines consisting of three sets of solid top and bottom lines with a dashed middle line for letter height guidance.



Draw and color your **Circle** picture.

Large empty rectangular box for drawing a circle picture.

How to sign **Circle**



One finger moves
to draw the shape.


✓ Check your grammar.

- ☐ Capitalize
- ☐ lowercase
- ☐ spelling
- ☐ period

Name _____

Date _____

Copy and finish the sentence below. (Teachers, add a word bank on the board for ideas.)



What can this shape be used for?

Handwriting practice lines consisting of three sets of solid top and bottom lines with a dashed middle line for letter height guidance.



Draw and color your **Hexagon** picture.

Large empty rectangular box for drawing and coloring a hexagon.

How to sign Hexagon



Both fingers move to draw the shape.


✓ Check your grammar.

- ☐ Capitalize
- ☐ lowercase
- ☐ spelling
- ☐ period

Name _____

Date _____

Copy and finish the sentence below. (Teachers, add a word bank on the board for ideas.)



What can this shape be used for?

Handwriting practice lines consisting of three sets of solid top and bottom lines with a dashed middle line for letter height guidance.



Draw and color your **Octagon** picture.

Large empty rectangular box for drawing and coloring an octagon.

How to sign **Octagon**



Both fingers move to draw the shape.


☒ Check your grammar.

- ☐ Capitalize
- ☐ lowercase
- ☐ spelling
- ☐ period

Name _____

Date _____

Copy and finish the sentence below. (Teachers, add a word bank on the board for ideas.)



What can this shape be used for?

Handwriting practice lines consisting of three sets of solid top and bottom lines with a dashed middle line for letter height guidance.



Draw and color your **Oval** picture.

Large empty rectangular box for drawing and coloring an oval picture.

How to sign **Oval**



One finger moves to draw the shape.


✓ Check your grammar.

- ☐ Capitalize
- ☐ lowercase
- ☐ spelling
- ☐ period

Name _____

Date _____

Copy and finish the sentence below. (Teachers, add a word bank on the board for ideas.)



What can this shape be used for?

Handwriting practice lines consisting of three sets of solid top and bottom lines with a dashed middle line for letter height guidance.



Draw and color your **Parallelogram** picture.

Large empty rectangular box for drawing and coloring a parallelogram.

How to sign **Parallelogram**



One finger moves to draw the shape.


✓ Check your grammar.

- ☐ Capitalize
- ☐ lowercase
- ☐ spelling
- ☐ period

Name _____

Date _____

Copy and finish the sentence below. (Teachers, add a word bank on the board for ideas.)



What can this shape be used for?

Handwriting practice lines consisting of three sets of solid top and bottom lines with a dashed middle line for letter height guidance.



Draw and color your **Pentagon** picture.

Large empty rectangular box for drawing and coloring a pentagon.

How to sign **Pentagon**



Both fingers move to draw the shape.


☒ Check your grammar.

- ☐ Capitalize
- ☐ lowercase
- ☐ spelling
- ☐ period

Name _____

Date _____

Copy and finish the sentence below. (Teachers, add a word bank on the board for ideas.)



What can this shape be used for?

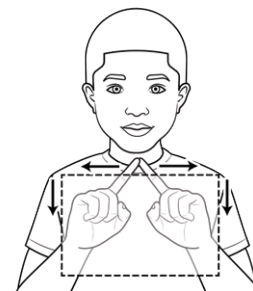
Handwriting practice lines consisting of three sets of solid top and bottom lines with a dashed middle line for letter height guidance.



Draw and color your **Rectangle** picture.

Large empty rectangular box for drawing and coloring a rectangle.

How to sign **Rectangle**



Both fingers move to draw the shape.

☒ Check your grammar.

☐ Capitalize

☐ lowercase


☐ spelling

☐ period

Name _____

Date _____

Copy and finish the sentence below. (Teachers, add a word bank on the board for ideas.)



What can this shape be used for?


Handwriting practice lines consisting of three sets of solid top and bottom lines with a dashed middle line for letter height guidance.



Draw and color your **Rhombus** picture.

Large empty rectangular box for drawing and coloring a rhombus.

How to sign **Rhombus**



Both fingers move to draw the shape.


☒ Check your grammar.

- ☐ Capitalize
- ☐ lowercase
- ☐ spelling
- ☐ period

Name _____

Date _____

Copy and finish the sentence below. (Teachers, add a word bank on the board for ideas.)



What can this shape be used for?

Handwriting practice lines consisting of three sets of solid top and bottom lines with a dashed middle line for letter height guidance.



Draw and color your **Square** picture.

Large empty rectangular box for drawing a square and coloring it.

How to sign **Square**



Both fingers move to draw the shape.


☒ Check your grammar.

- ☐ Capitalize
- ☐ lowercase
- ☐ spelling
- ☐ period

Name _____

Date _____

Copy and finish the sentence below. (Teachers, add a word bank on the board for ideas.)



What can this shape be used for?

Handwriting practice lines consisting of three sets of solid top and bottom lines with a dashed middle line for tracing.



Draw and color your **Star** picture.

Large empty rectangular box for drawing and coloring a star picture.

How to sign **Star**



Alternate rubbing sides of fingers up and down.


✓ Check your grammar.

- ☐ Capitalize
- ☐ lowercase
- ☐ spelling
- ☐ period

Name _____

Date _____

Copy and finish the sentence below. (Teachers, add a word bank on the board for ideas.)



What can this shape be used for?

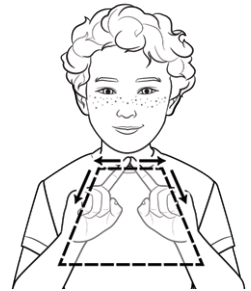
Handwriting practice lines consisting of three sets of solid top and bottom lines with a dashed middle line for letter height guidance.



Draw and color your **Trapezoid** picture.

Large empty rectangular box for drawing and coloring a trapezoid.

How to sign **Trapezoid**



Both fingers move to draw the shape.


☒ Check your grammar.

- ☐ Capitalize
- ☐ lowercase
- ☐ spelling
- ☐ period

Name _____

Date _____

Copy and finish the sentence below. (Teachers, add a word bank on the board for ideas.)



What can this shape be used for?


Handwriting practice lines consisting of three sets of solid top and bottom lines with a dashed middle line for tracing.



Draw and color your **Triangle** picture.

Large empty rectangular box for drawing and coloring a triangle.

How to sign **Triangle**



Both fingers move to draw the shape.

☒ Check your grammar.

- ☐ Capitalize
- ☐ lowercase
- ☐ spelling
- ☐ period

Click on Images



You'll love these too!



bit.ly/MoreASL

SIGNING STARS



SPECIAL EDUCATION CLASSROOM

Must Haves

Your students
can be
Signing Stars



Steps



Posters



Videos



Minutes



Bonuses

Yes! I want this!



bit.ly/pro-sped





JOIN the ASLTR Community

- Stay up to date with ASL support
- Get FREE resources and coupons

CLICK HERE



<https://bit.ly/asl-update>

**ASL
Teaching
Resources**



Let us make your worksheets!
Pick a plan and start accessing ASL Resources

About the Author

Cynthia Long is a Nationally Certified Interpreter and the founder of Sign Baby Sign LLC. She has extensive experience homeschooling and interpreting in the classroom for primary, secondary, and post-secondary levels and she is dedicated to providing ASL teaching resources to schools and families across the U.S. All of the ASL resources on ASLTeachingResources.com are developed from years of experience in educational systems as a Nationally Certified ASL Interpreter.



By purchasing, you agree to the terms of use:



You may

- For personal use
- Make copies for your classroom, children, or personal use
- Purchase multiple licenses or additional products to share
- Become a member to get more ASL resources

You may not

- Post this item on a personal or district website (contact us for permission)
- Modify any part to offer to others for free or paid
- Copy or give to other teachers or colleagues

Feedback

Remember to leave feedback on your purchases to help others know the quality of this product.

Membership saves you money.



<https://bit.ly/aslinfo>

Learn Sign the Fun Way



JOIN NOW



Member Benefits:

For Individuals & Schools

- Core-Content Worksheets
- Lesson Plan Books
- Flash Cards & Label Cards
- Wall Charts
- Dice & Other Games
- ASL Word of the Day Podcast
- Sign Club Series
- Online Video Dictionary
- Online ASL Courses
- Professional Development
- DIY Projects
- ASL Gift Shop
- Sight Words
- And more...Everything is ASL!



More Sign Language!

bit.ly/MoreASL



CLICK - PRINT - Teach

See our Amazon books!

<https://amzn.to/3Gv2wqq>

amazon

A note from the founder: Our ASL Resources promote a successful learning experience that is both educational and fun. Whether you're using it for differentiation, extension activities or just for fun, become a member today and start saving hours of prep time. We have everything you need!



Happy Signing!

Cynthia F. Long, Founder

SignBabySign, LLC

ASLTeachingResources.com

