

Christmas 🤘🤙

Flashcards



More Lesson Worksheets [here](#).



View Videos with QR Code



Get more ASL free with membership [here](#).



Christmas



View videos
with QR code.

Name _____

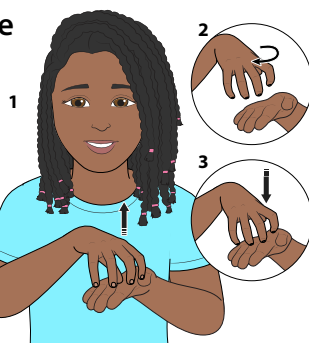
Collect the entire series.

bell



Ring the bell with a swing.

cookie




C-hand touches palm. Raise. Twist.
Lower again. Pretend to cut out a cookie.

elf



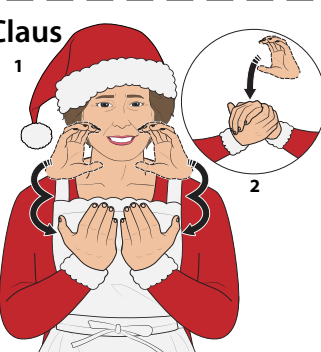
At ears, G-hands move up to a close.

fire




Fingers wiggle while
moving up and down alternately.

Mrs. Claus



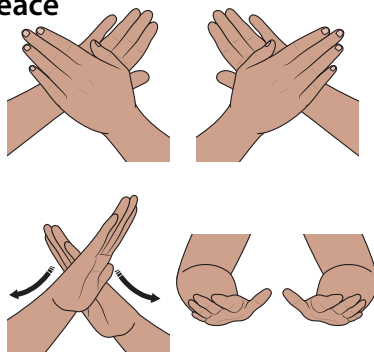
Outline beard with C-hands.
C-hand on side of mouth lands on other hand.

night




Curved hand arcs over other hand.

peace



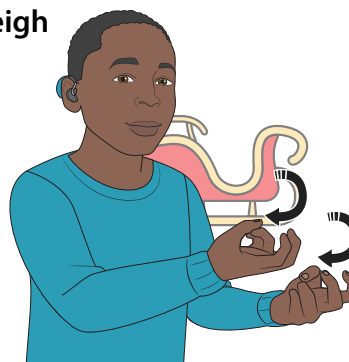
Hands reverse position then separates.

shopping



Flat O-hand taps palm and moves forward.

sleigh



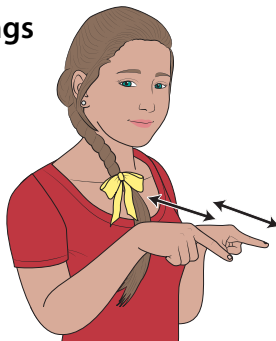
Bent V-hands move forward.

star




Alternate rubbing sides
of fingers up and down.

stockings



Moving downward,
alternate rubbing sides of fingers.

toys



T-hands twist.

Christmas



View videos
with QR code.

Name _____

Collect the entire series.

bell



cookie



elf



fire



Mrs. Claus



night




peace



shopping



sleigh



star



stockings



toys




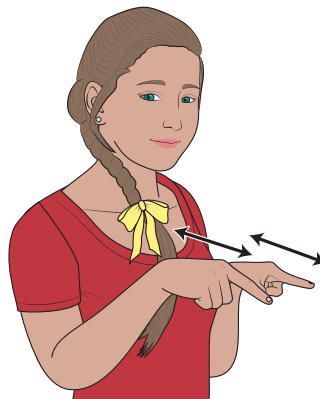
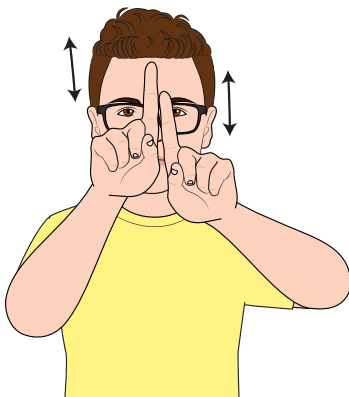

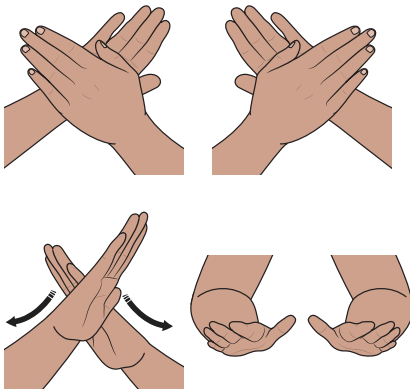

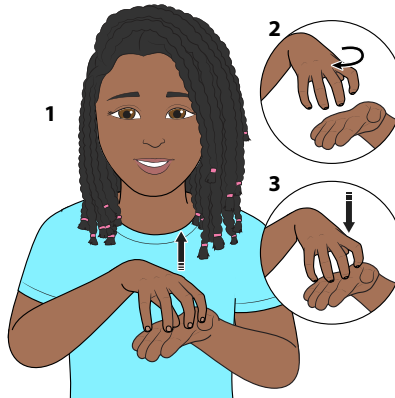
Christmas



View videos
with QR code.

Name _____

Collect the entire series.






Christmas



View videos
with QR code.

Name _____

Collect the entire series.



Christmas



View videos
with QR code.

Name _____


Collect the entire series.

bell



Ring the bell with a swing.

cookie



C-hand touches palm. Raise. Twist.
Lower again. Pretend to cut out a cookie.

elf



At ears, G-hands move up to a close.

fire



Fingers wiggle while
moving up and down alternatively.

Mrs. Claus



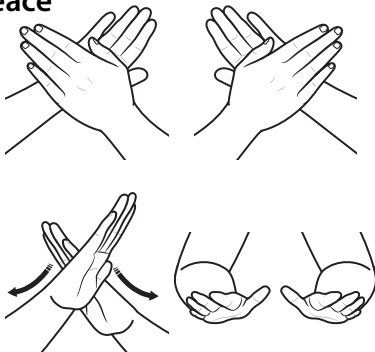
Outline beard with C-hands.
C-hand on side of mouth lands on other hand.

night



Curved hand arcs over other hand.

peace



Hands reverse position then separates.

shopping



Flat O-hand taps palm and moves forward.

sleigh



Bent V-hands move forward.

star



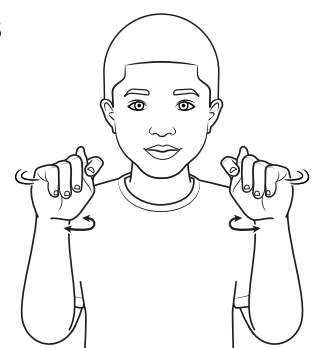
Alternate rubbing sides
of fingers up and down.

stockings



Moving downward,
alternate rubbing sides of fingers.

toys



T-hands twist.

Christmas



View videos
with QR code.

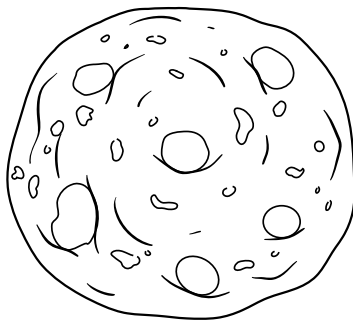
Name _____

Collect the entire series.


bell




cookie




elf




fire



Mrs. Claus



night




peace




shopping



sleigh




star



stockings



toys




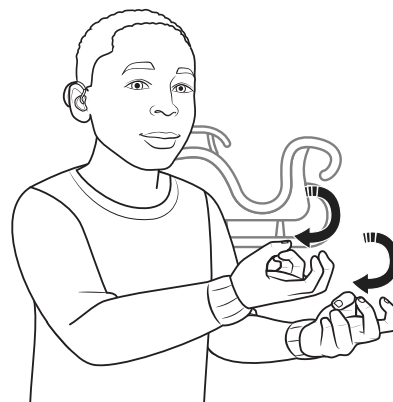
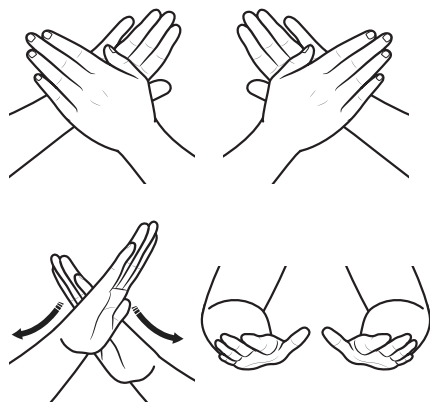
Christmas



View videos
with QR code.

Name _____

Collect the entire series.




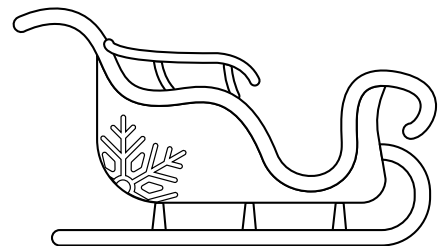





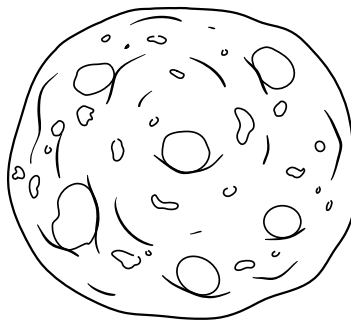
Christmas



View videos
with QR code.

Name _____

Collect the entire series.



You may also like some of our other resources.

ASL Teaching Resources



bit.ly/MoreASL

SIGN CLUB:

IGNITE CURIOSITY, SPARK CONNECTIONS!



Easy to Use

CURRICULUM

- Enhanced Communication Skills
- Inclusivity and Diversity
- Stimulate Cognitive Development
- Multi-sensory Learning
- Improve Fine Motor Skills
- Builds Social Skills Development
- Strengthened Vocabulary
- Boost Confidence
- Fun and Engaging Learning Activities
- Encourages Caregiver-Child Bonding



Get Started

bit.ly/SignClubWorkshop





Choose from hundreds of low-prep ASL resources.



Let us make your worksheets!
Pick a plan and start accessing ASL Resources

About the Author

Cynthia Long is a Nationally Certified Interpreter and the founder of Sign Baby Sign LLC. She has extensive experience homeschooling and interpreting in the classroom for primary, secondary, and post-secondary levels and she is dedicated to providing ASL teaching resources to schools and families across the U.S. All of the ASL resources on ASLTeachingResources.com are developed from years of experience in educational systems as a Nationally Certified ASL Interpreter.



By purchasing, you agree to the terms of use:



You may

- For personal use
- Make copies for your classroom, children, or personal use
- Purchase multiple licenses or additional products to share
- Become a member to get more ASL resources

You may not

- Post this item on a personal or district website (contact us for permission)
- Modify any part to offer to others for free or paid
- Copy or give to other teachers or colleagues

Feedback

Remember to leave feedback on your purchases to help others know the quality of this product.

Membership saves you money.



<https://bit.ly/aslinfo>

Learn Sign the Fun Way



JOIN NOW



Member Benefits:

For Individuals & Schools

- Core-Content Worksheets
- Lesson Plan Books
- Flash Cards & Label Cards
- Wall Charts
- Dice & Other Games
- ASL Word of the Day Podcast
- Sign Club Series
- Online Video Dictionary
- Online ASL Courses
- Professional Development
- DIY Projects
- ASL Gift Shop
- Sight Words
- And more...Everything is ASL!

More Sign Language!

bit.ly/MoreASL



CLICK - PRINT - Teach

See our Amazon books!

<https://amzn.to/3Gv2wqq>

amazon

A note from the founder: Our ASL Resources promote a successful learning experience that is both educational and fun. Whether you're using it for differentiation, extension activities or just for fun, become a member today and start saving hours of prep time. We have everything you need!



Happy Signing!

Cynthia F. Long, Founder

SignBabySign, LLC

ASLTeachingResources.com

