

Birthday 🖐️🖐️ Posters



More Lesson
Worksheets [here](#).




View Videos
with QR Code




Get more ASL free with
membership [here](#).







January



© ASLTeachingResources.com




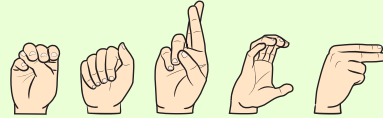
February



© ASLTeachingResources.com




March



© ASLTeachingResources.com





April




© ASLTeachingResources.com





May




© ASLTeachingResources.com





June



© ASLTeachingResources.com




July




© ASLTeachingResources.com




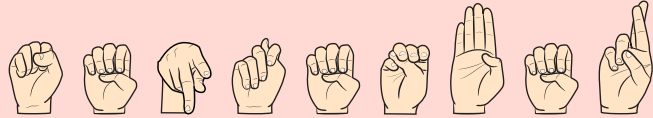
August



© ASLTeachingResources.com





September




© ASLTeachingResources.com




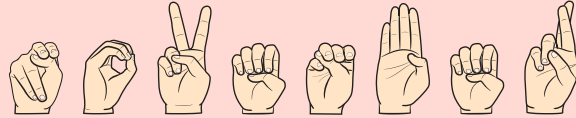
October




© ASLTeachingResources.com




November




© ASLTeachingResources.com




December



© ASLTeachingResources.com




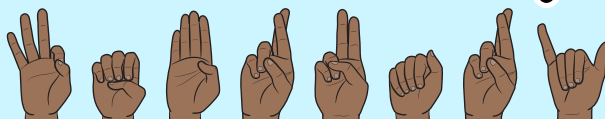
January



© ASLTeachingResources.com




February



© ASLTeachingResources.com



March



© ASLTeachingResources.com




April




© ASLTeachingResources.com





May




© ASLTeachingResources.com





June



© ASLTeachingResources.com




July




© ASLTeachingResources.com




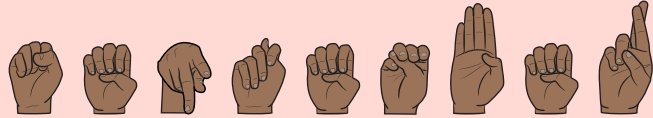
August



© ASLTeachingResources.com





September




© ASLTeachingResources.com




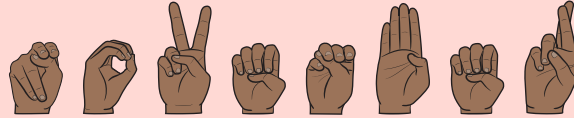
October




© ASLTeachingResources.com





November




© ASLTeachingResources.com





December



© ASLTeachingResources.com




January



© ASLTeachingResources.com




February



© ASLTeachingResources.com




March



© ASLTeachingResources.com




April



© ASLTeachingResources.com




May




© ASLTeachingResources.com





June



© ASLTeachingResources.com




July




© ASLTeachingResources.com




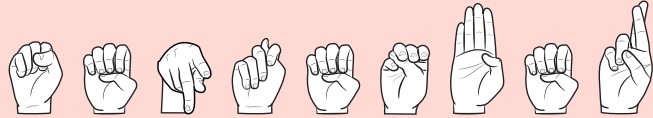
August



© ASLTeachingResources.com




September




© ASLTeachingResources.com




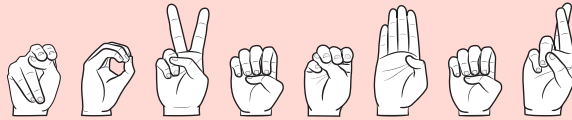
October



© ASLTeachingResources.com




November



© ASLTeachingResources.com



December



© ASLTeachingResources.com

Birthday Balloons

Directions: Type or write each student's name on a balloon, or add a photo of the student, or have the student design a self-portrait to show during their birthday month. Cut out and put in the birthday announcement.



















Birthday Balloons

Directions: Type or write each student's name on a balloon, or add a photo of the student, or have the student design a self-portrait to show during their birthday month. Cut out and put in the birthday announcement.



















It's My Birthday

Directions: Type or write each student's name below, or add a photo of the student, or have the student design a self-portrait to show during their birthday month. Cut out and put in the birthday announcement.


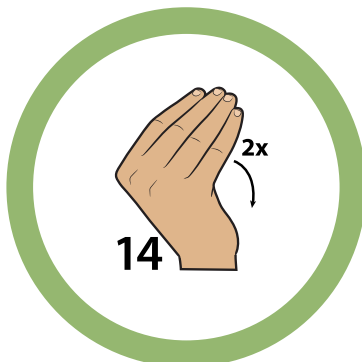
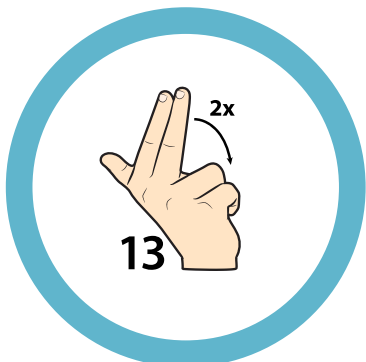
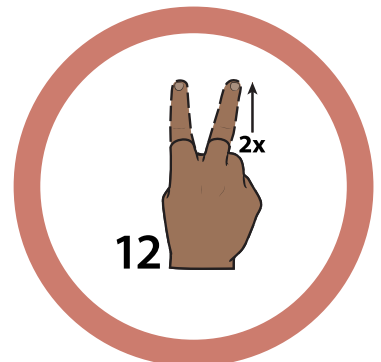
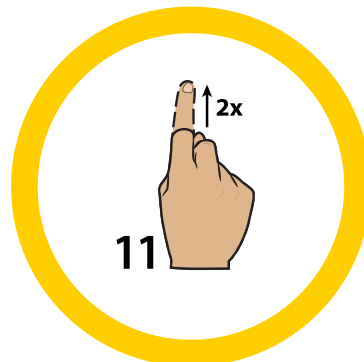
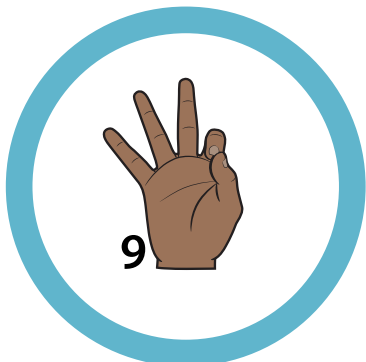
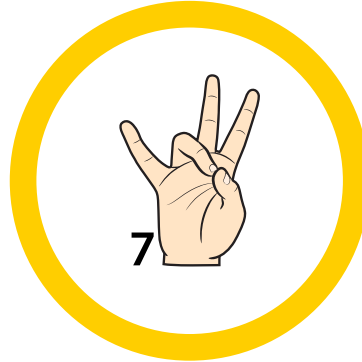
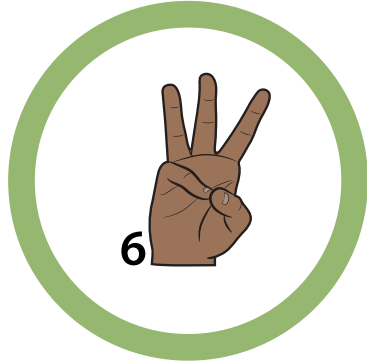
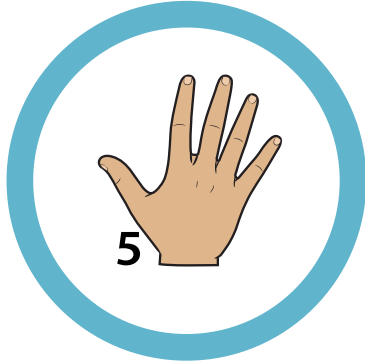
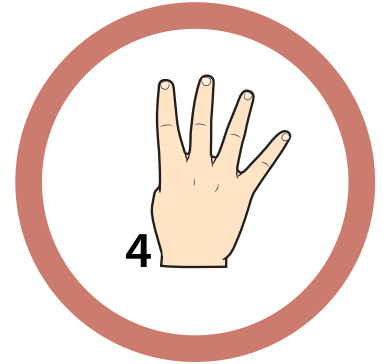
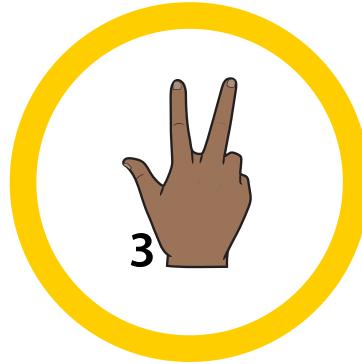
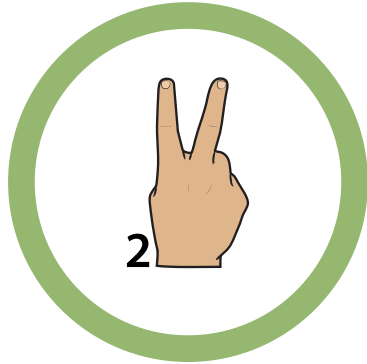
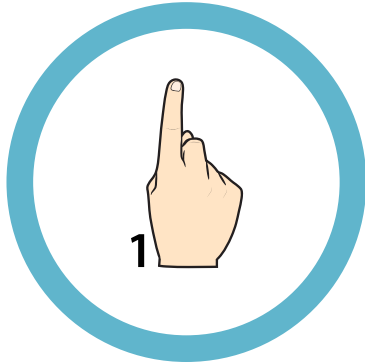
It's My Birthday

Directions: Type or write each student's name below, or add a photo of the student, or have the student design a self-portrait to show during their birthday month. Cut out and put in the birthday announcement.




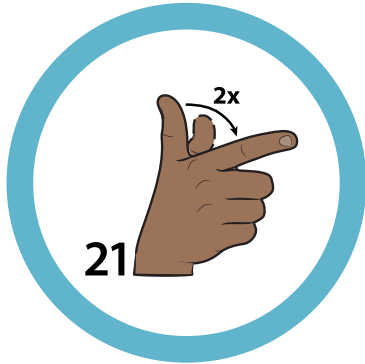
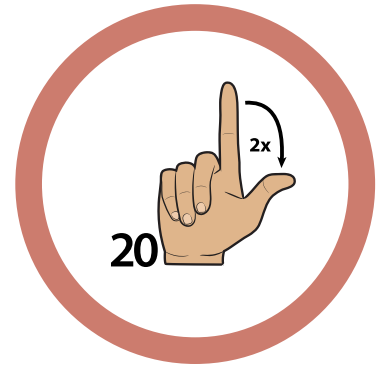
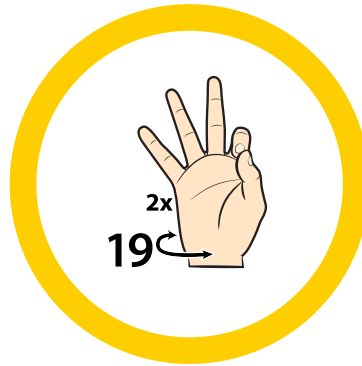
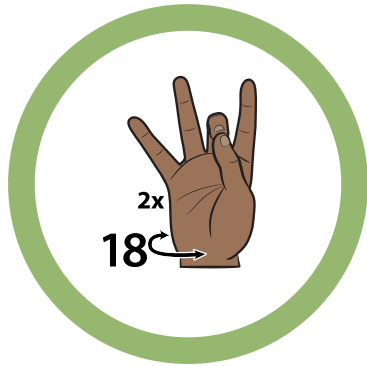
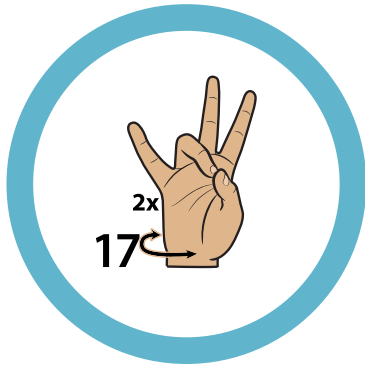
ASL Birthday Dates

Directions: Cut out the number to match the child's birthday. Each month, add the date of your next birthday celebration in the birthday announcement's circle.



ASL Birthday Dates

Directions: Cut out the number to match the child's birthday. Each month, add the date of your next birthday celebration in the birthday announcement's circle.



Birthday Dates

Directions: Cut out the number to match the child's birthday. Each month, add the date of your next birthday celebration in the birthday announcement's circle.

1

2

3

4

5

6

7

8

9

10

11

12

13

14

15

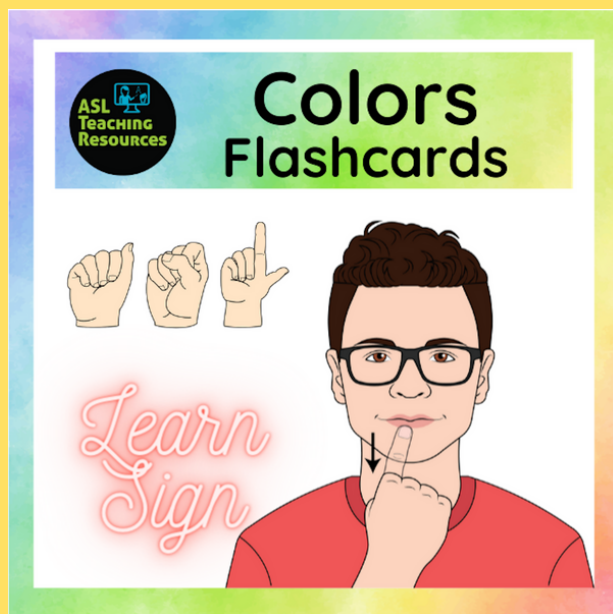
16

Birthday Dates

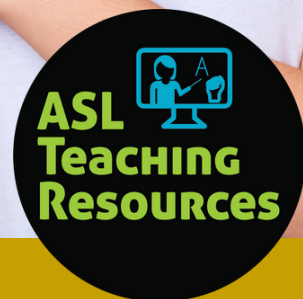
Directions: Cut out the number to match the child's birthday. Each month, add the date of your next birthday celebration in the birthday announcement's circle.

17	18	19	20
21	22	23	24
25	26	27	28
29	30	31	

Click on Images



Check these out!



bit.ly/MoreASL

Unlock the World of **SIGN LANGUAGE** with **SIGN CLUB**



Easy to Use **CURRICULUM**

- Enhanced Communication Skills
- Inclusivity and Diversity
- Stimulate Cognitive Development
- Multi-sensory Learning
- Improve Fine Motor Skills
- Builds Social Skills Development
- Strengthened Vocabulary
- Boost Confidence
- Fun and Engaging Learning Activities
- Encourages Caregiver-Child Bonding



Get Started

bit.ly/SignClubWorkshop





JOIN the ASLTR Community

- Stay up to date with ASL support
- Get FREE resources and coupons

CLICK HERE



<https://bit.ly/asl-update>

**ASL
Teaching
Resources**



Let us make your worksheets!
Pick a plan and start accessing ASL Resources

About the Author

Cynthia Long is a Nationally Certified Interpreter and the founder of Sign Baby Sign LLC. She has extensive experience homeschooling and interpreting in the classroom for primary, secondary, and post-secondary levels and she is dedicated to providing ASL teaching resources to schools and families across the U.S. All of the ASL resources on ASLTeachingResources.com are developed from years of experience in educational systems as a Nationally Certified ASL Interpreter.



By purchasing, you agree to the terms of use:



You may

- For personal use
- Make copies for your classroom, children, or personal use
- Purchase multiple licenses or additional products to share
- Become a member to get more ASL resources

You may not

- Post this item on a personal or district website (contact us for permission)
- Modify any part to offer to others for free or paid
- Copy or give to other teachers or colleagues

Feedback

Remember to leave feedback on your purchases to help others know the quality of this product.

Membership saves you money.



<https://bit.ly/aslinfo>

Learn Sign the Fun Way



JOIN NOW



Member Benefits:

For Individuals & Schools

- Core-Content Worksheets
- Lesson Plan Books
- Flash Cards & Label Cards
- Wall Charts
- Dice & Other Games
- ASL Word of the Day Podcast
- Sign Club Series
- Online Video Dictionary
- Online ASL Courses
- Professional Development
- DIY Projects
- ASL Gift Shop
- Sight Words
- And more...Everything is ASL!



More Sign Language!
bit.ly/MoreASL



CLICK - PRINT - Teach

See our Amazon books!

<https://amzn.to/3Gv2wqq>

amazon

A note from the founder: Our ASL Resources promote a successful learning experience that is both educational and fun. Whether you're using it for differentiation, extension activities or just for fun, become a member today and start saving hours of prep time. We have everything you need!



Happy Signing!

Cynthia F. Long, Founder

SignBabySign, LLC

ASLTeachingResources.com

