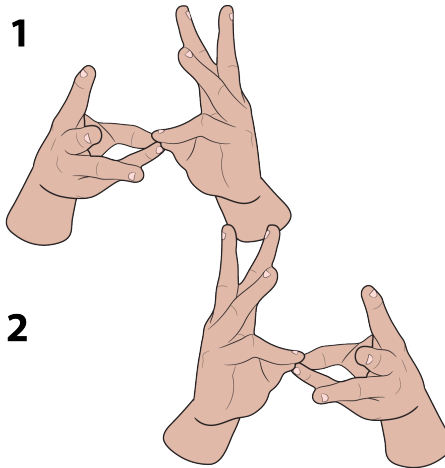


Weather Lesson Plan



More Lesson Worksheets [here](#).



Get more ASL free with membership [here](#).



Sun

Level: K, 1

Category: Weather Book

Topics: Science, Time, Math

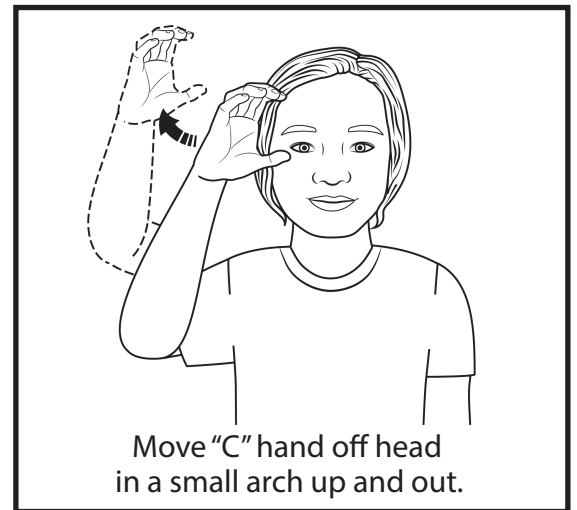
Materials: Construction paper, glue, coloring supplies, sunscreen, spray bottle, water, paper plate, pencil

Color and write the time in the AM or PM slots to match the digital clock in the picture.

Craft: Collect nature items and place them on a sheet, then spray with water to make the prints.

Game: Call out a time. Children hold a sun and raise or lower it to represent that time of the day.

Idea: Make a sundial using a paper plate and pencil.



Example

Sun

Name _____ Date _____

Color and write the time in the AM or PM slots to match the picture.

____ AM
____ PM

7:00

____ AM
____ PM

12:30

____ AM
____ PM

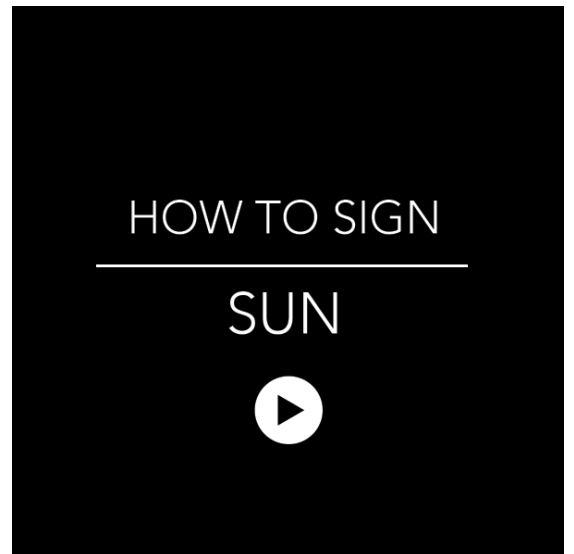
9:00

____ AM
____ PM

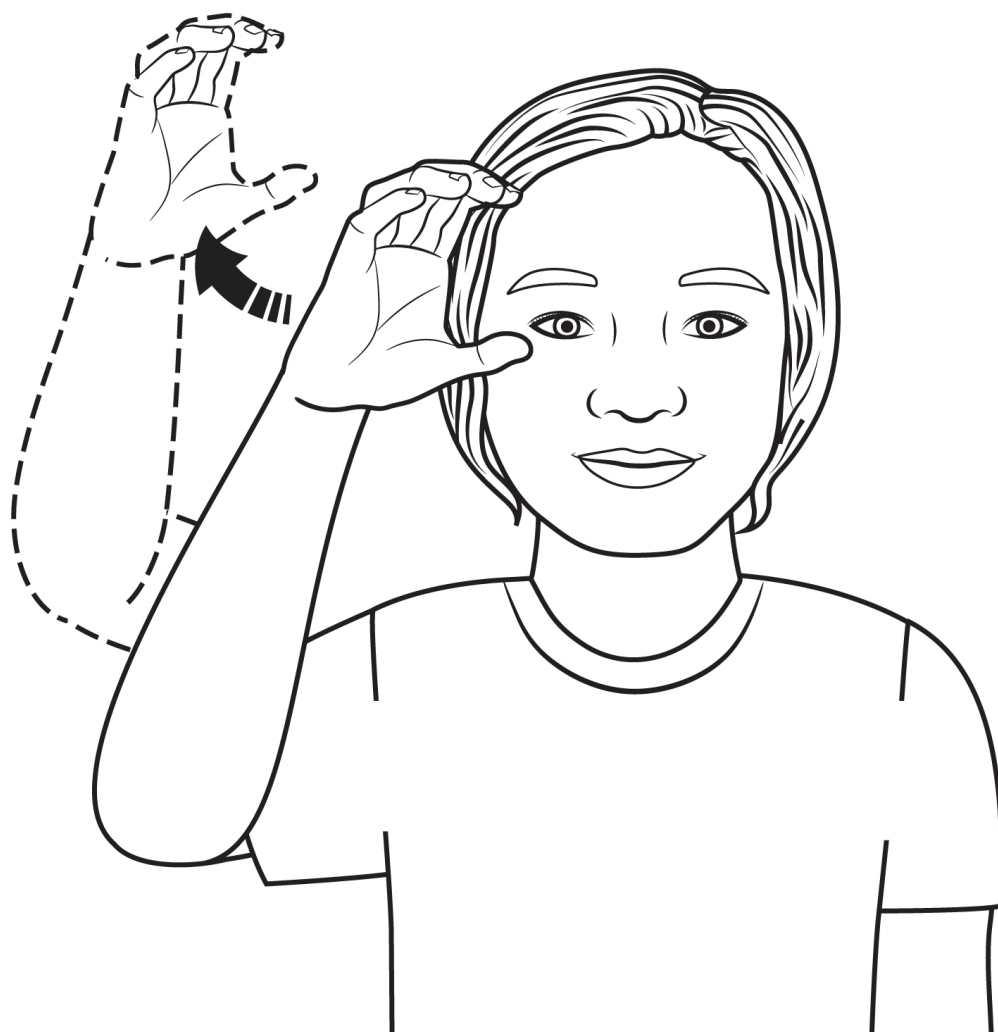
Write a time on the clock and draw a picture to match.

© SignBabySign® LLC All rights reserved. ASLTeachingResources.com

ASLTeachingResources.com/Dictionary



Sun



Move "C" hand off head
in a small arch up and out.

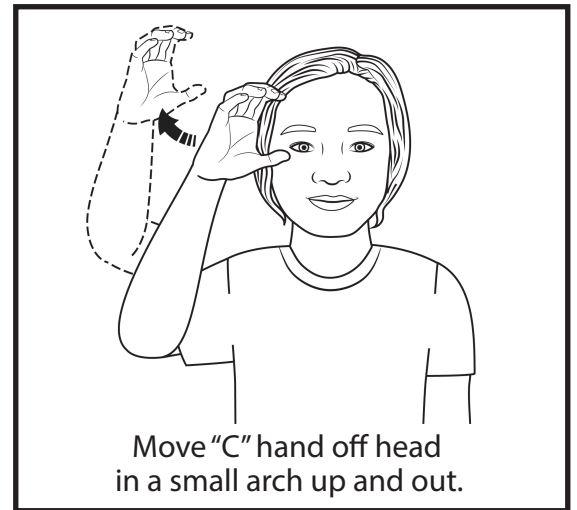
Sun

Color and write the time in the AM or PM slots to match the picture.

Craft: Collect nature items and place them on a sheet, then spray with water to make the prints.

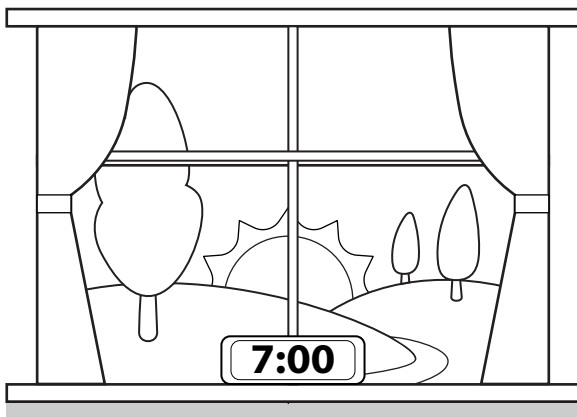
Game: Call out a time. Children hold a sun and raise or lower it to represent that time of the day.

Idea: Make a sundial using a paper plate and pencil.




____ AM

____ PM



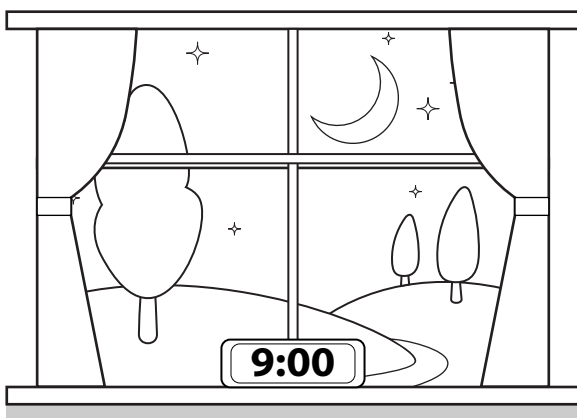
____ AM

____ PM



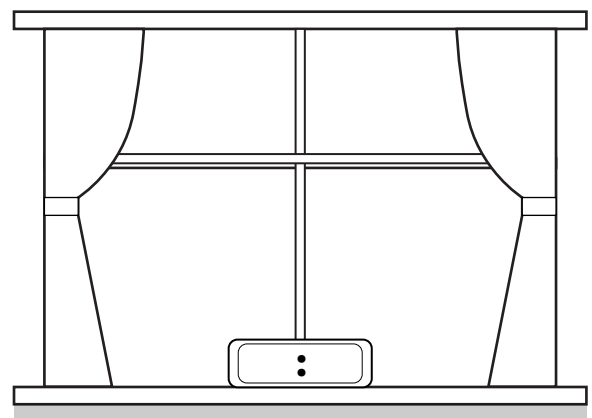
____ AM

____ PM



____ AM

____ PM



Write a time on the clock and draw a picture to match.

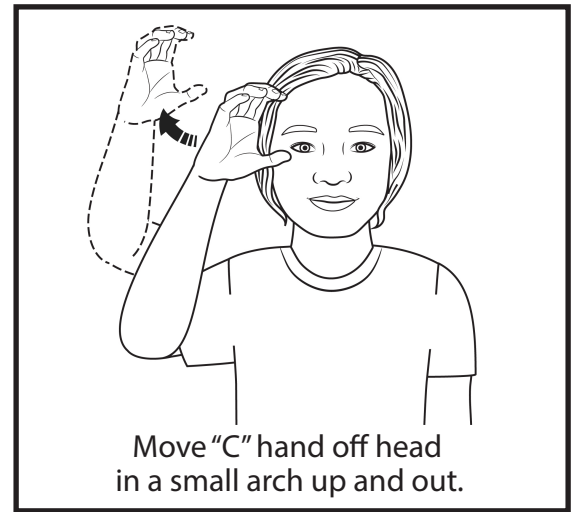
Caregiver's guide.

Sun

Name _____

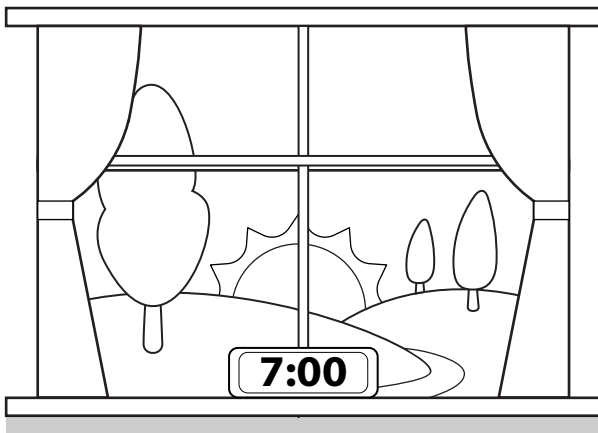
Date _____

Color and write the time in the AM or PM slots to match the picture.



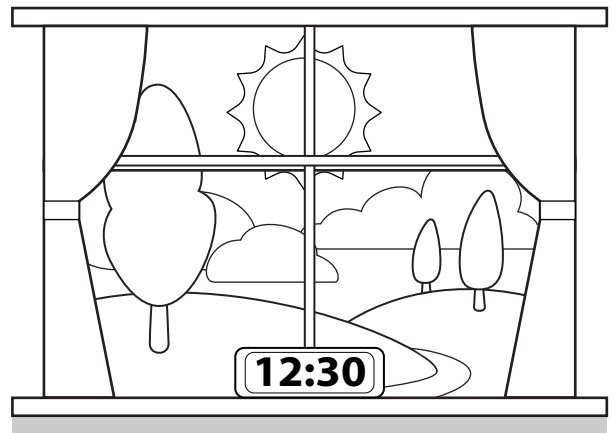
_____AM

_____PM



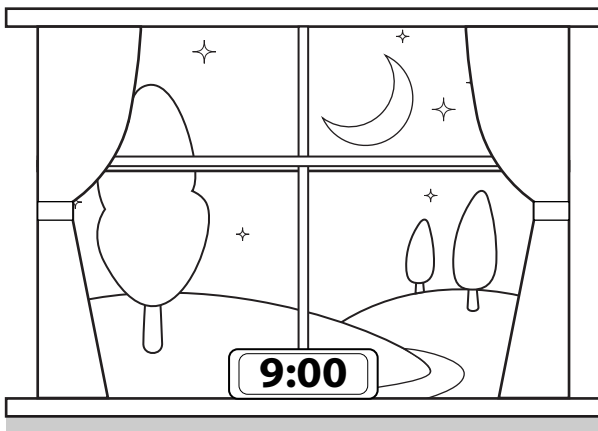
_____AM

_____PM



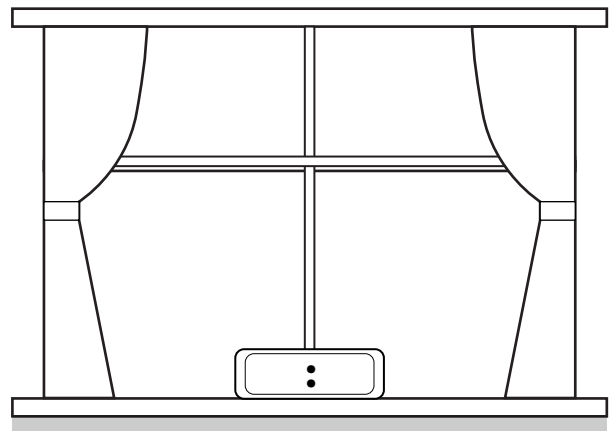
_____AM

_____PM



_____AM

_____PM




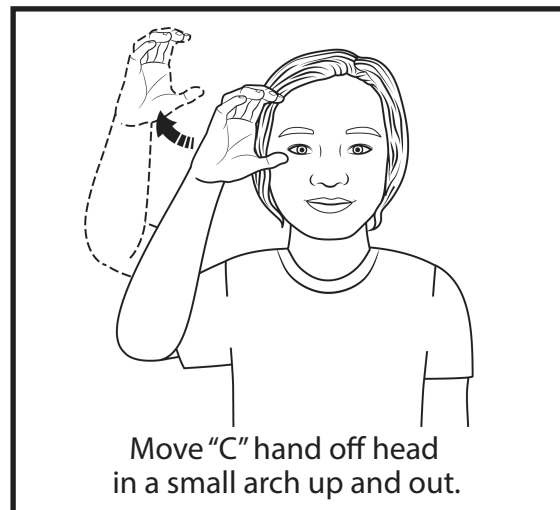
Write a time on the clock and draw a picture to match.

Sun

Name _____

Date _____

Color the sun by number.

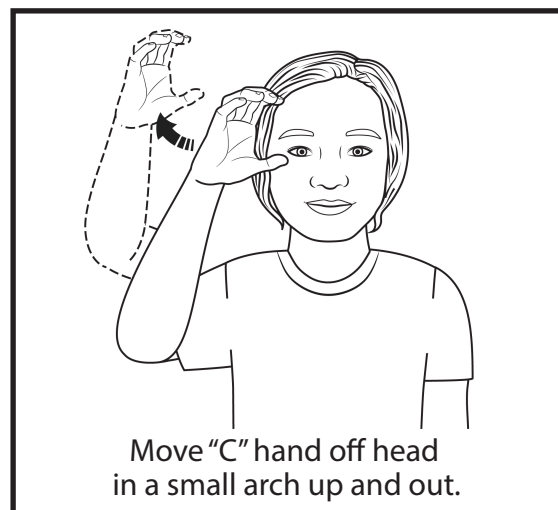


Where's the Sun

Name _____

Date _____

Read and draw the weather and then color.



Draw a sun.



Draw a sun behind a cloud.



Draw a sun in front of a cloud.



Draw a sun beside a cloud.

My Sunset

Name _____

Date _____

Color and cut the arch above the house. Use the sun (on the second page) to have a sunrise and sunset.



Move "C" hand off head in a small arch up and out.



My Sunset

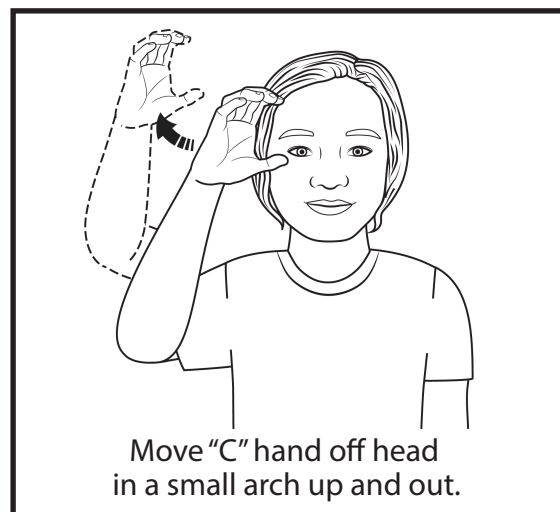
Name _____

Date _____

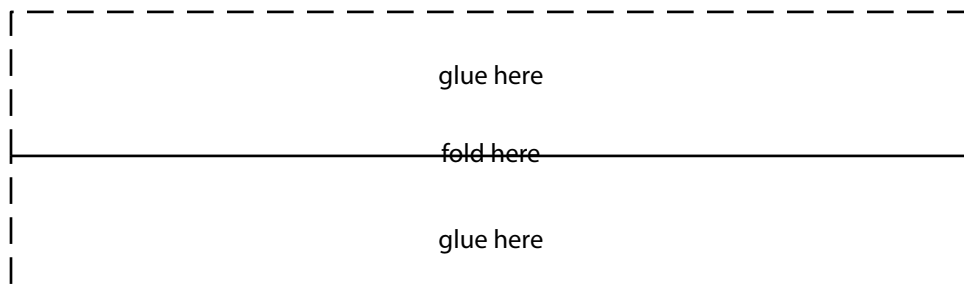

Trace and then write the words.

Sunrise

Sunset



Color and cut out the sun and rectangle. Attach the sun to the rectangle stick, then use to create a sunrise or sunset over the house.

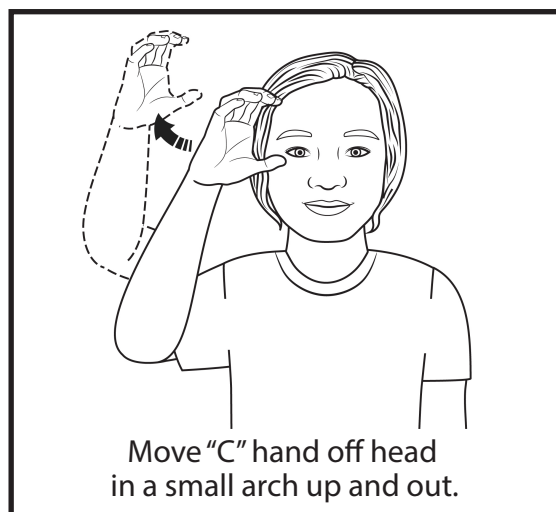


Sun Sequencing


Name _____

Date _____


Color and put the sun in the correct order. Either draw a line or cut and paste.



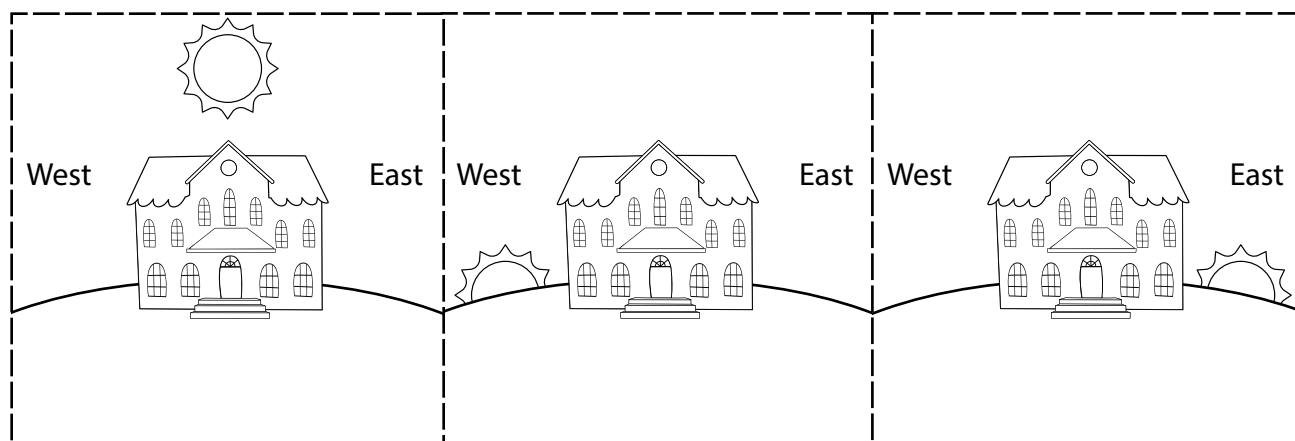

Sunrise



High Noon



Sunset

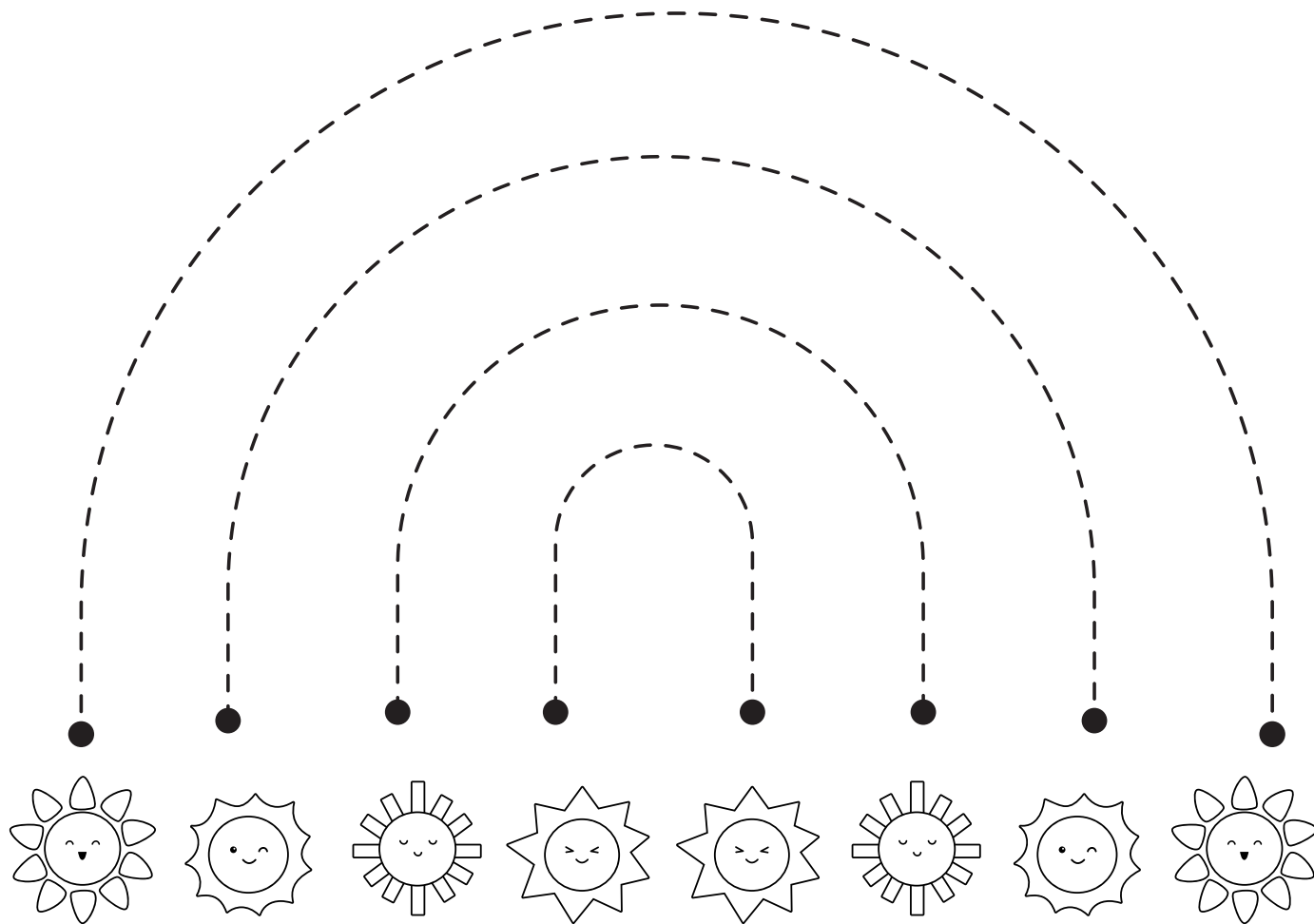
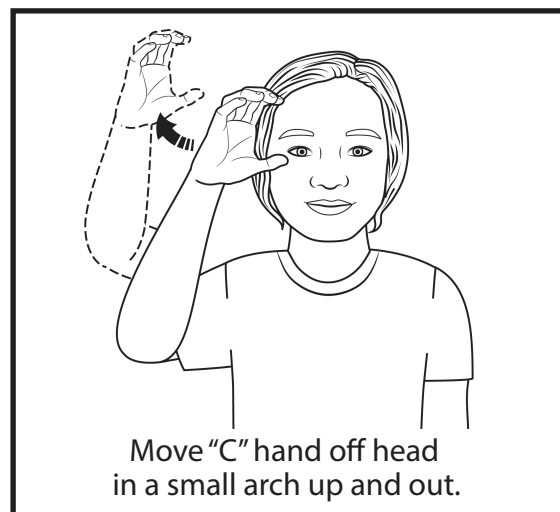


Sun Lines

Name _____

Date _____

Trace each line to help the sun travel from sunrise to sunset.



West

East

Click on Images



Check out these!



[ASLTeachingResources.com/Learn-ASL](https://www.aslteachingresources.com/Learn-ASL)



Get UNLIMITED ASL Resources Now!



Let us make your worksheets!
Pick a plan and start accessing ASL Resources

About the Author

Cynthia Long is a Nationally Certified Interpreter and the founder of Sign Baby Sign LLC. She has extensive experience homeschooling and interpreting in the classroom for primary, secondary, and post-secondary levels and she is dedicated to providing ASL teaching resources to schools and families across the U.S. All of the ASL resources on ASLTeachingResources.com are developed from years of experience in educational systems as a Nationally Certified ASL Interpreter.



By downloading, you agree to the terms of use:



You may

- For personal use
- For your classroom and/or students (ONLY)
- Purchase multiple licenses to share with colleagues
- Become a member to get more ASL resources

You may not

- Post this item on a personal, classroom or district website
- Copy or modify any part to offer to others for free or paid
- Copy or give to other teachers or colleagues

Feedback

Remember to leave feedback on your purchases to help others know the quality of this product.

Membership saves you money.



bit.ly/SignClub
bit.ly/ASLMemberships

Learn Sign the Fun Way



JOIN NOW



Member Benefits:

For Individuals & Schools

- Core-Content Worksheets
- Lesson Plan Books
- Flash Cards & Label Cards
- Wall Charts
- Dice & Other Games
- ASL Word of the Day Podcast
- Sign Club Series
- Online Video Dictionary
- Online ASL Courses
- Professional Development
- DIY Projects
- ASL Gift Shop
- Sight Words
- And more...Everything is ASL!

Subscribe: Search for "ASL Teaching Resources"

[Podcast](#)

[YouTube](#)

[TikTok](#)

[Facebook](#)

[Learn ASL](#)

[ASL Books](#)

[Instagram](#)

[Pinterest](#)

[Sign Club](#)

CLICK - PRINT - Teach

See our Amazon books!

<https://amzn.to/3Gv2wqq>

amazon

A note from the founder: Our ASL Resources promote a successful learning experience that is both educational and fun. Whether you're using it for differentiation, extension activities or just for fun, become a member today and start saving hours of prep time. We have everything you need!



Happy Signing!

Cynthia F. Long, Founder

SignBabySign, LLC

ASLTeachingResources.com

