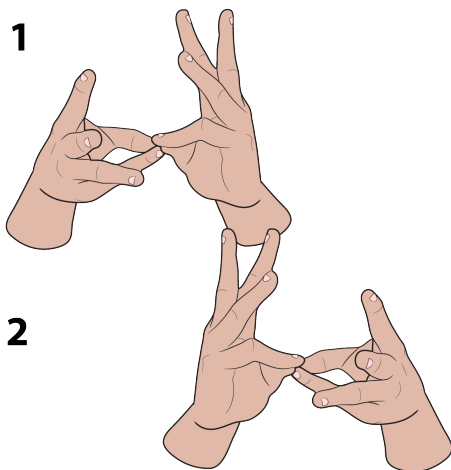


# Weather Lesson Plan



More Lesson Worksheets [here](#).



Get more ASL free with membership [here](#).



# Star

**Level:** Pre-K, K

**Category:** Weather Book

**Topics:** Outdoors, Outer Space, Science, Star

**Materials:** Construction paper, glue, scissors, glitter, streamers, bean bags, plates, Q-tips, paint

Color and make a story book.

**Craft:** Make a star wand with streamers.

**Game:** Counting Stars. Line up plates with numbered stars and toss bean bags from across the room to see how many stars you can catch.

**Idea:** Make a Q-tip star art.



## Example

# Star

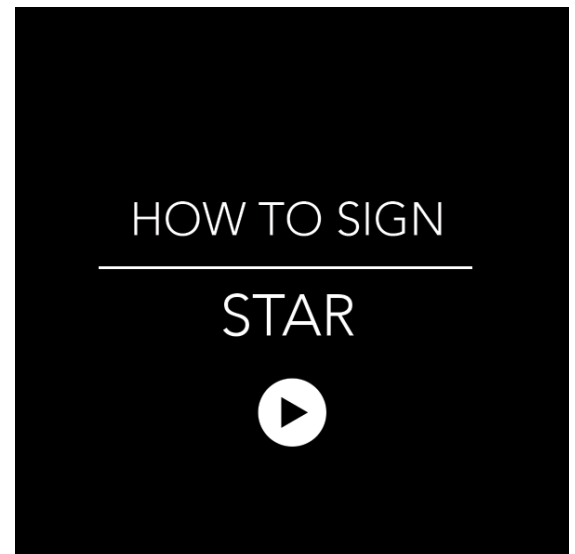
Name \_\_\_\_\_ Date \_\_\_\_\_

Color and make a story book.


<p>Twinkle, twinkle, little star, How I wonder what you are.</p>	<p>Twinkle, twinkle, little star, How I wonder what you are.</p>
<p>Up above the world so high,</p>	<p>Like a diamond in the sky.</p>

© SignBabySign® LLC All rights reserved. ASLTeachingResources.com

[ASLTeachingResources.com/Dictionary](https://ASLTeachingResources.com/Dictionary)



# Star



Alternate hands moving upward.

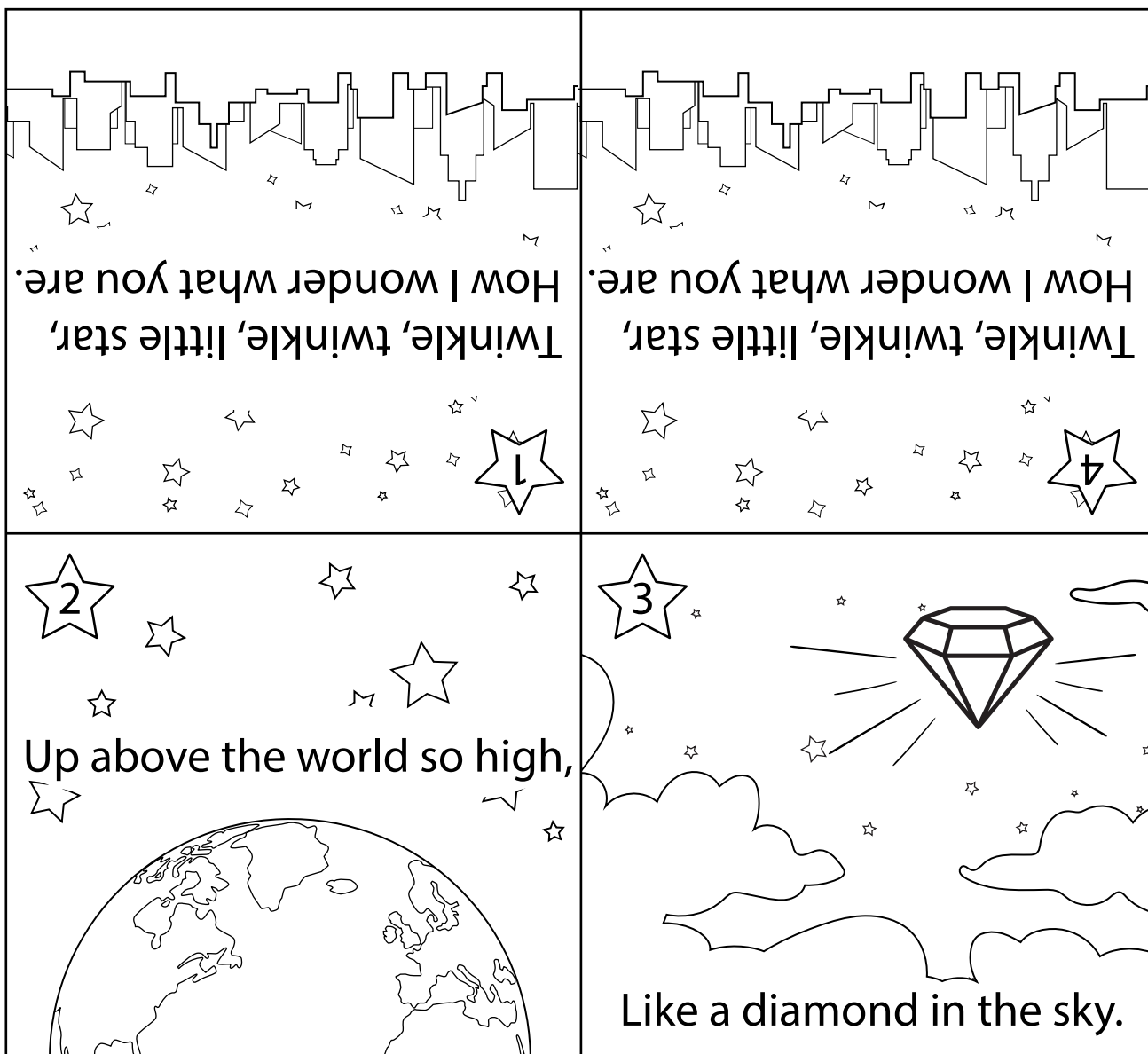
# Star

Color and make a story book.

**Craft:** Make a star wand with streamers.

**Game:** Counting Stars. Line up plates with numbered stars and toss bean bags from across the room to see how many stars you can catch.

**Idea:** Make a Q-tip star art.



Caregiver's guide.

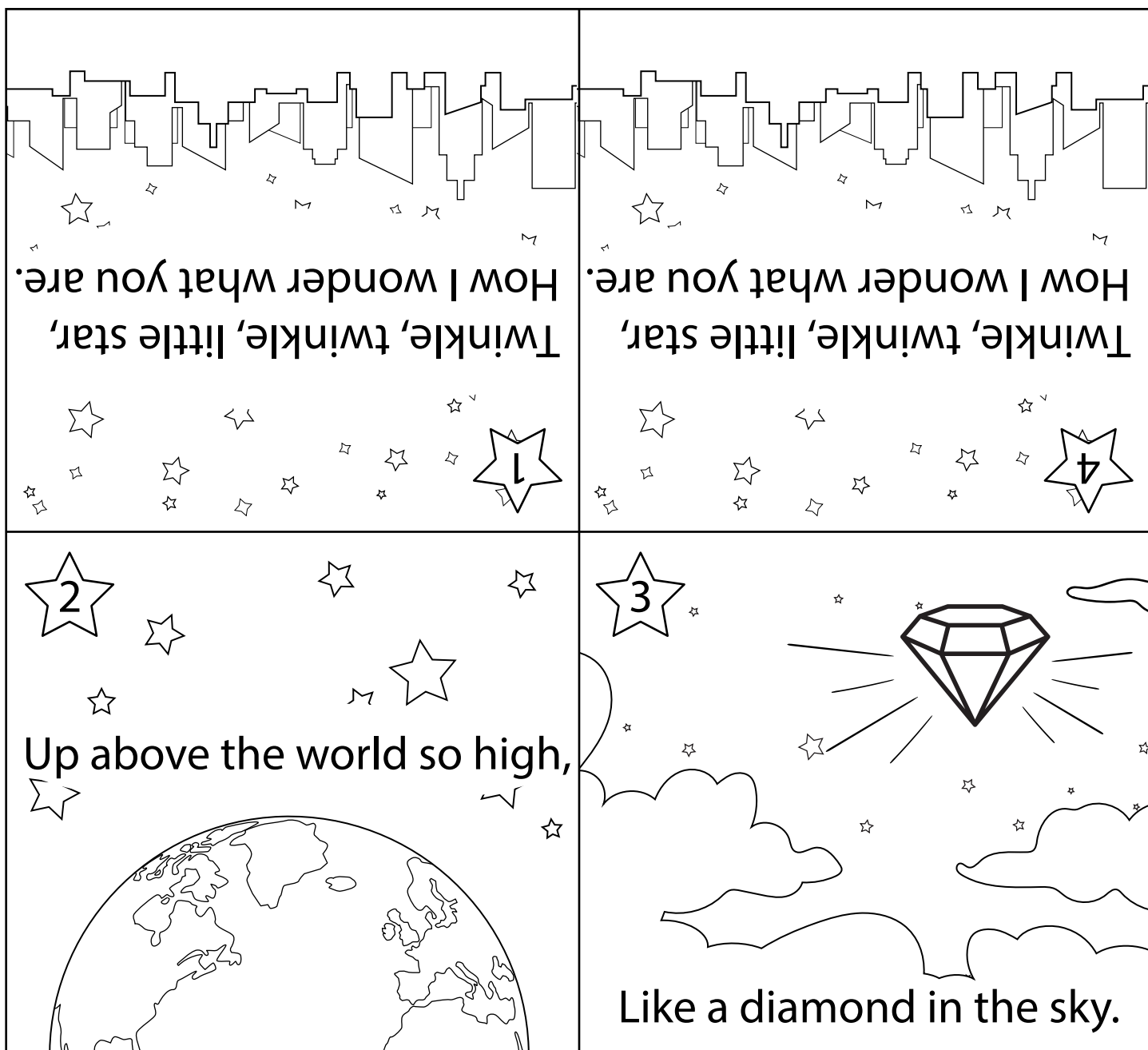
# Star



Name \_\_\_\_\_

Date \_\_\_\_\_

Color and make a story book.



# Star


Name \_\_\_\_\_

Date \_\_\_\_\_

Color the stars to find the hidden picture.



Alternate hands moving upward.

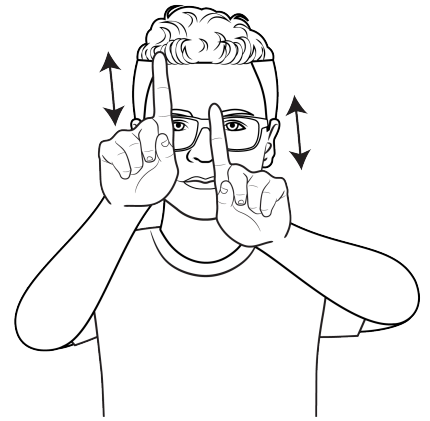


# I Spy Stars


Name \_\_\_\_\_

Date \_\_\_\_\_

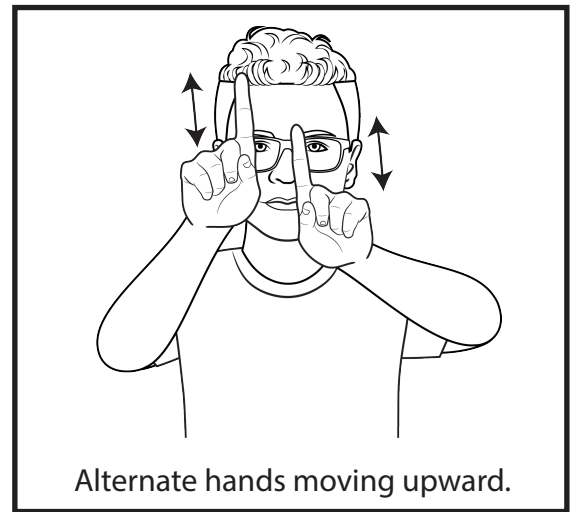
Color and then circle the stars.



Alternate hands moving upward.




# Twinkle...




Name \_\_\_\_\_

Date \_\_\_\_\_


Color. Tap the stars while singing the song.




**Twinkle,**




**twinkle,**




**little**




**star**




**How I**




**wonder**




**what you**




**are**




**Up-a**



**bove the**



**world so**




**high**




**Like a**



**diamond**




**in the**




**sky**



**Twinkle,**



**twinkle,**



**little**



**star**



**How I**



**wonder**



**what you**




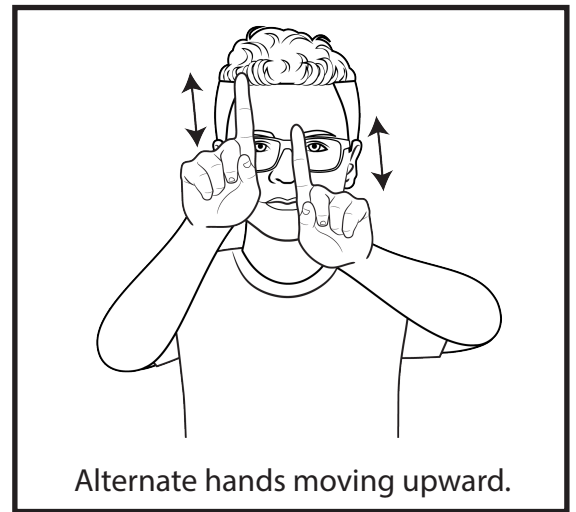
**are**

# Color Me Stars


Name \_\_\_\_\_

Date \_\_\_\_\_



Color the stars.




Color this star blue.




Color this star orange.



Color this star pink.



Color this star green.



Color this star purple.

Click on Images



Check out these!



[ASLTeachingResources.com/Learn-ASL](https://www.aslteachingresources.com/Learn-ASL)



# Get UNLIMITED ASL Resources Now!



**Let us make your worksheets!**  
Pick a plan and start accessing ASL Resources

## About the Author

Cynthia Long is a Nationally Certified Interpreter and the founder of Sign Baby Sign LLC. She has extensive experience homeschooling and interpreting in the classroom for primary, secondary, and post-secondary levels and she is dedicated to providing ASL teaching resources to schools and families across the U.S. All of the ASL resources on [ASLTeachingResources.com](https://ASLTeachingResources.com) are developed from years of experience in educational systems as a Nationally Certified ASL Interpreter.



By downloading, you agree to the terms of use:



### You may

- For personal use
- For your classroom and/or students (ONLY)
- Purchase multiple licenses to share with colleagues
- Become a member to get more ASL resources

### You may not

- Post this item on a personal, classroom or district website
- Copy or modify any part to offer to others for free or paid
- Copy or give to other teachers or colleagues

## Feedback

Remember to leave feedback on your purchases to help others know the quality of this product.

Membership saves you money.



[bit.ly/SignClub](https://bit.ly/SignClub)  
[bit.ly/ASLMemberships](https://bit.ly/ASLMemberships)

# Learn Sign the Fun Way



**JOIN NOW**



## Member Benefits:

### For Individuals & Schools

- Core-Content Worksheets
- Lesson Plan Books
- Flash Cards & Label Cards
- Wall Charts
- Dice & Other Games
- ASL Word of the Day Podcast
- Sign Club Series
- Online Video Dictionary
- Online ASL Courses
- Professional Development
- DIY Projects
- ASL Gift Shop
- Sight Words
- And more...Everything is ASL!

## Subscribe: Search for "ASL Teaching Resources"

[Podcast](#)

[YouTube](#)

[TikTok](#)

[Facebook](#)

[Learn ASL](#)

[ASL Books](#)

[Instagram](#)

[Pinterest](#)

[Sign Club](#)

**CLICK - PRINT - Teach**

**See our Amazon books!**

<https://amzn.to/3Gv2wqq>

**amazon**

A note from the founder: Our ASL Resources promote a successful learning experience that is both educational and fun. Whether you're using it for differentiation, extension activities or just for fun, become a member today and start saving hours of prep time. We have everything you need!



**Happy Signing!**

**Cynthia F. Long, Founder**

SignBabySign, LLC

[ASLTeachingResources.com](http://ASLTeachingResources.com)

