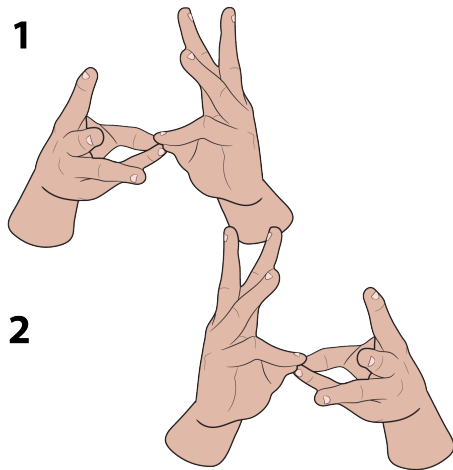


# Weather Lesson Plan



More Lesson Worksheets [here](#).



Get more ASL free with membership [here](#).





# Hot

**Level:** PreK, K

**Category:** Weather Book

**Topics:** Outdoors, Weather, Hot

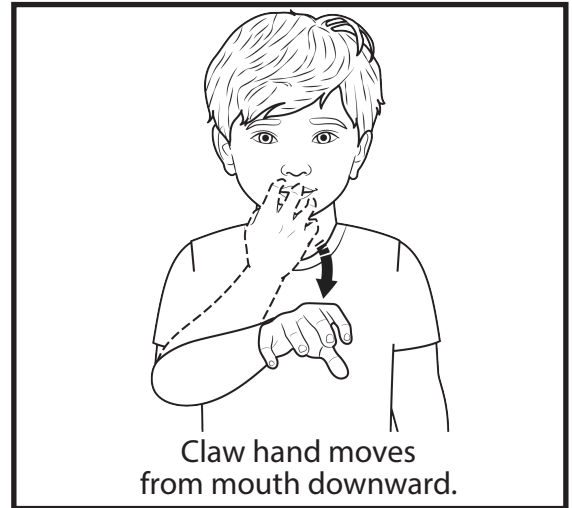
**Materials:** Coloring utensils, glue, construction paper, balloons, water, bowls

Color and circle what you wear when it's hot.

**Craft:** Make and decorate a folded fan to cool off with.

**Game:** Play "Is it hot enough?" Take a few items (i.e. candy, chocolate, crayon, and pencil) into a hot area and see if it's hot enough to melt items.

**Idea:** Hot & Cold Balloons Experiment. Fill two small water balloons halfway with air, about the same size. Put one in cold water and the other in hot water. Watch and see how the water balloon grows and shrinks as the air inside condenses.



## Example

# Hot

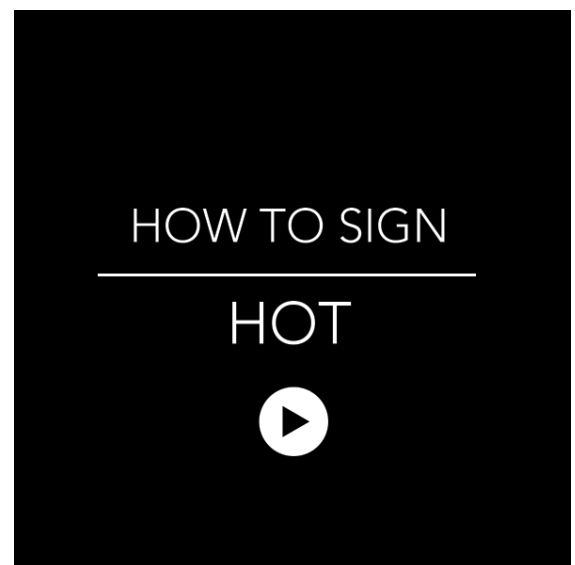
Name \_\_\_\_\_ Date \_\_\_\_\_

Color and circle what you wear when it's hot.

Claw hand moves from mouth downward.

© SignBabySign® LLC All rights reserved. ASLTeachingResources.com

[ASLTeachingResources.com/Dictionary](https://ASLTeachingResources.com/Dictionary)





# Hot



Claw hand moves  
from mouth downward.




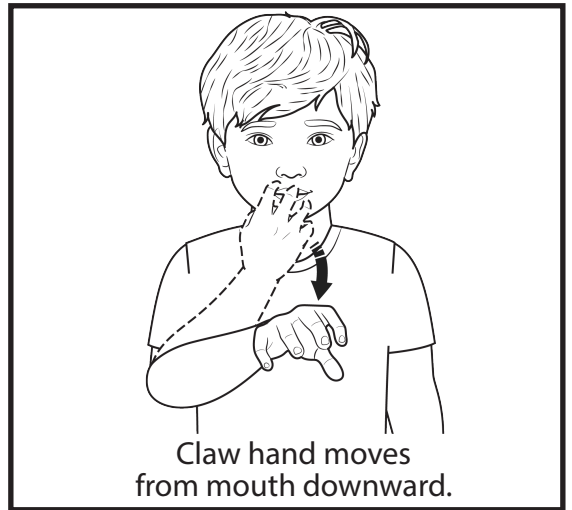
# Hot

Color and circle what you wear when it's hot.

**Craft:** Make and decorate a folded fan to cool off with.

**Game:** Play "Is it hot enough?" Take a few items (i.e. candy, chocolate, crayon, and pencil) into a hot area and see if it's hot enough to melt items.

**Idea:** Hot & Cold Balloons Experiment. Fill two small water balloons halfway with air, about the same size. Put one in cold water and the other in hot water. Watch and see how the water balloon grows and shrinks as the air inside condenses.



Caregiver's guide.


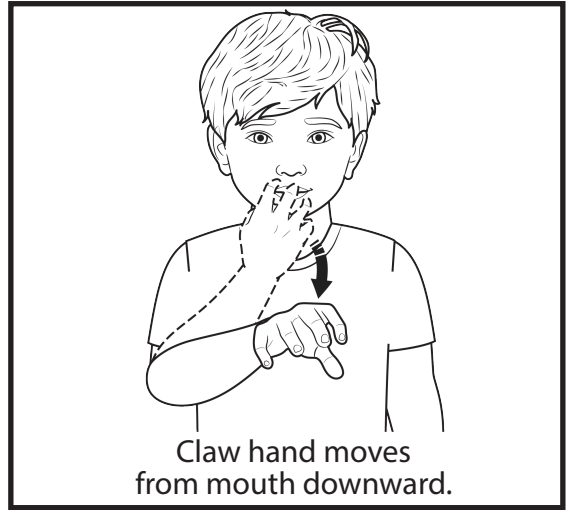


# Hot

Name \_\_\_\_\_

Date \_\_\_\_\_

Color and circle what you wear when it's hot.



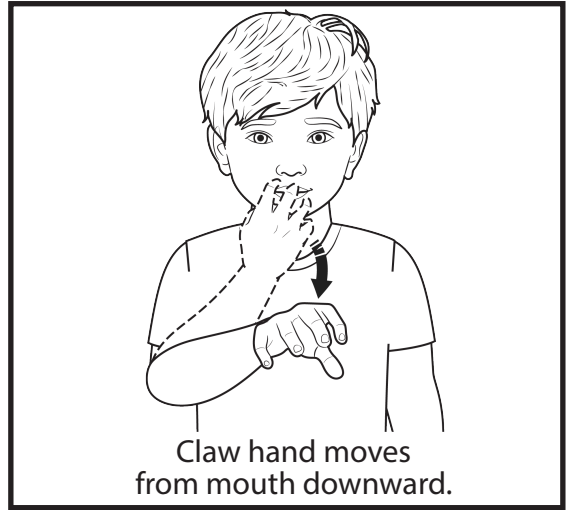


# Hot

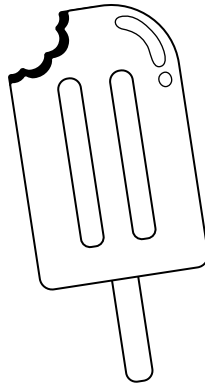
Name \_\_\_\_\_

Date \_\_\_\_\_


Color. Circle hot or cold for each item.



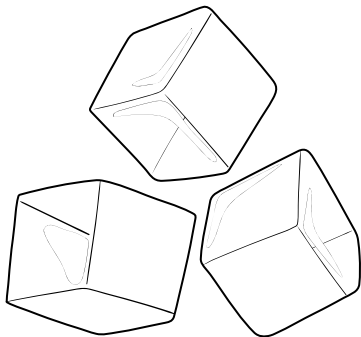
**HOT** **COLD**




**HOT** **COLD**



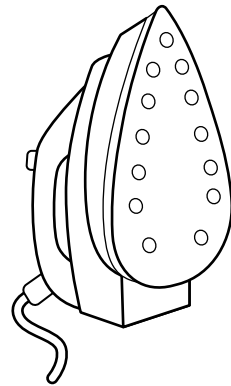
**HOT** **COLD**



**HOT** **COLD**



**HOT** **COLD**



**HOT** **COLD**





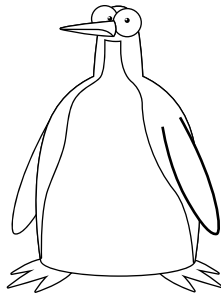

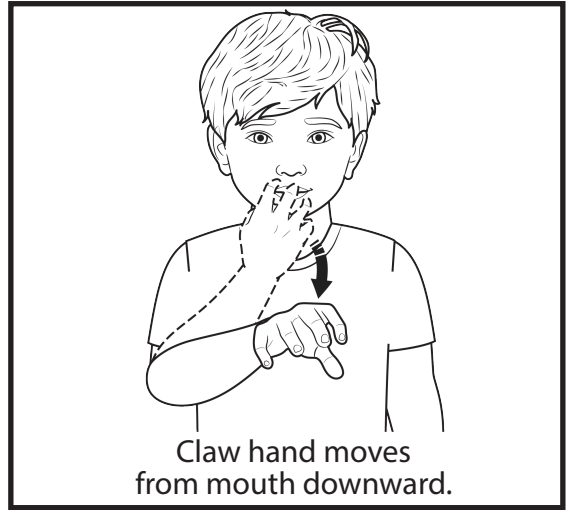


# Hot

Name \_\_\_\_\_

Date \_\_\_\_\_

Cut out the animals and glue them in the correct habitat on the other page.



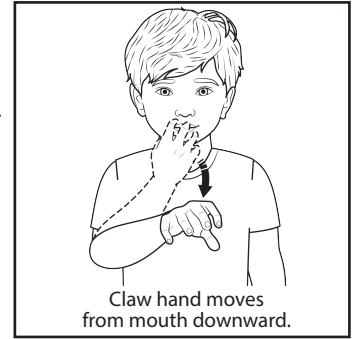

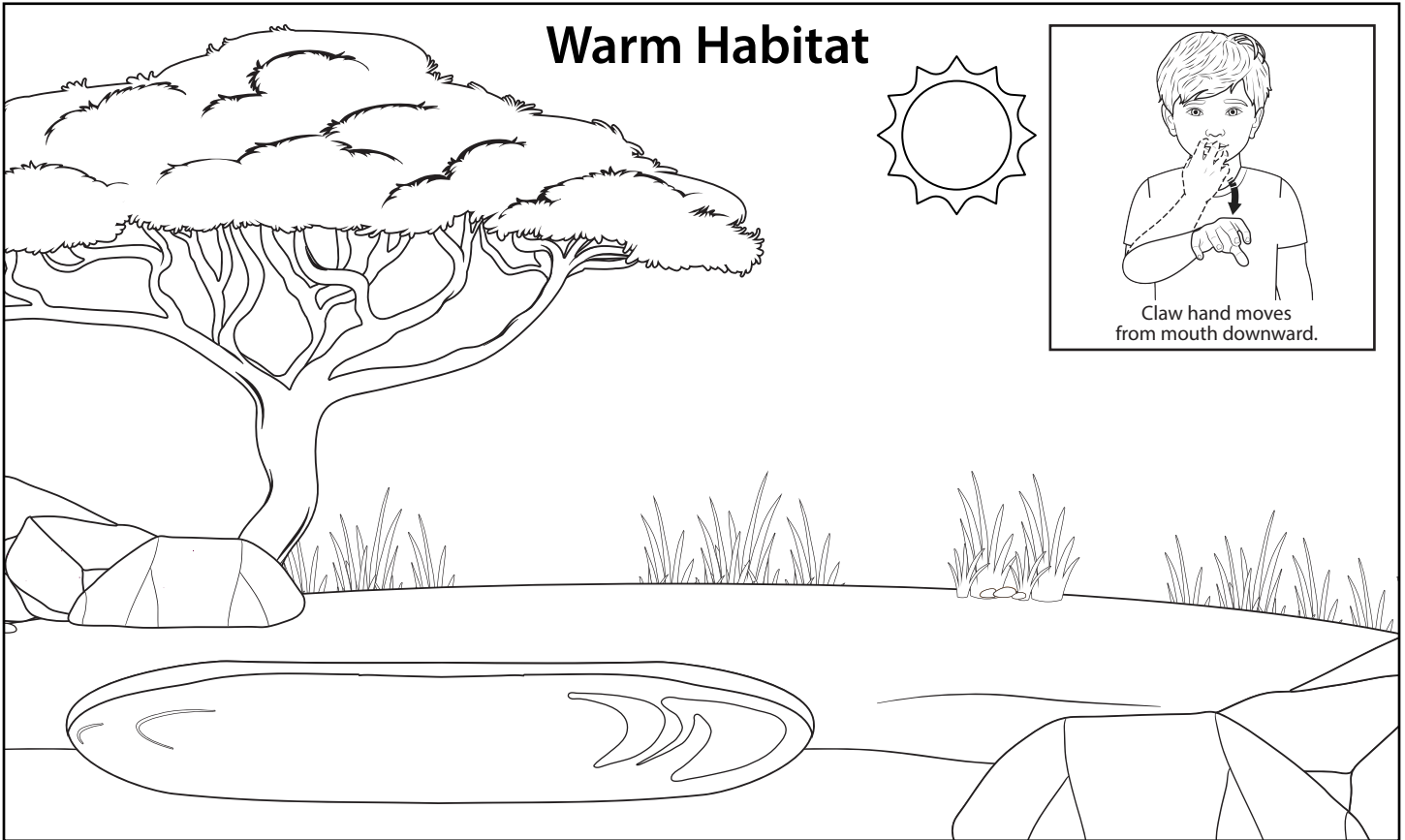


# Hot


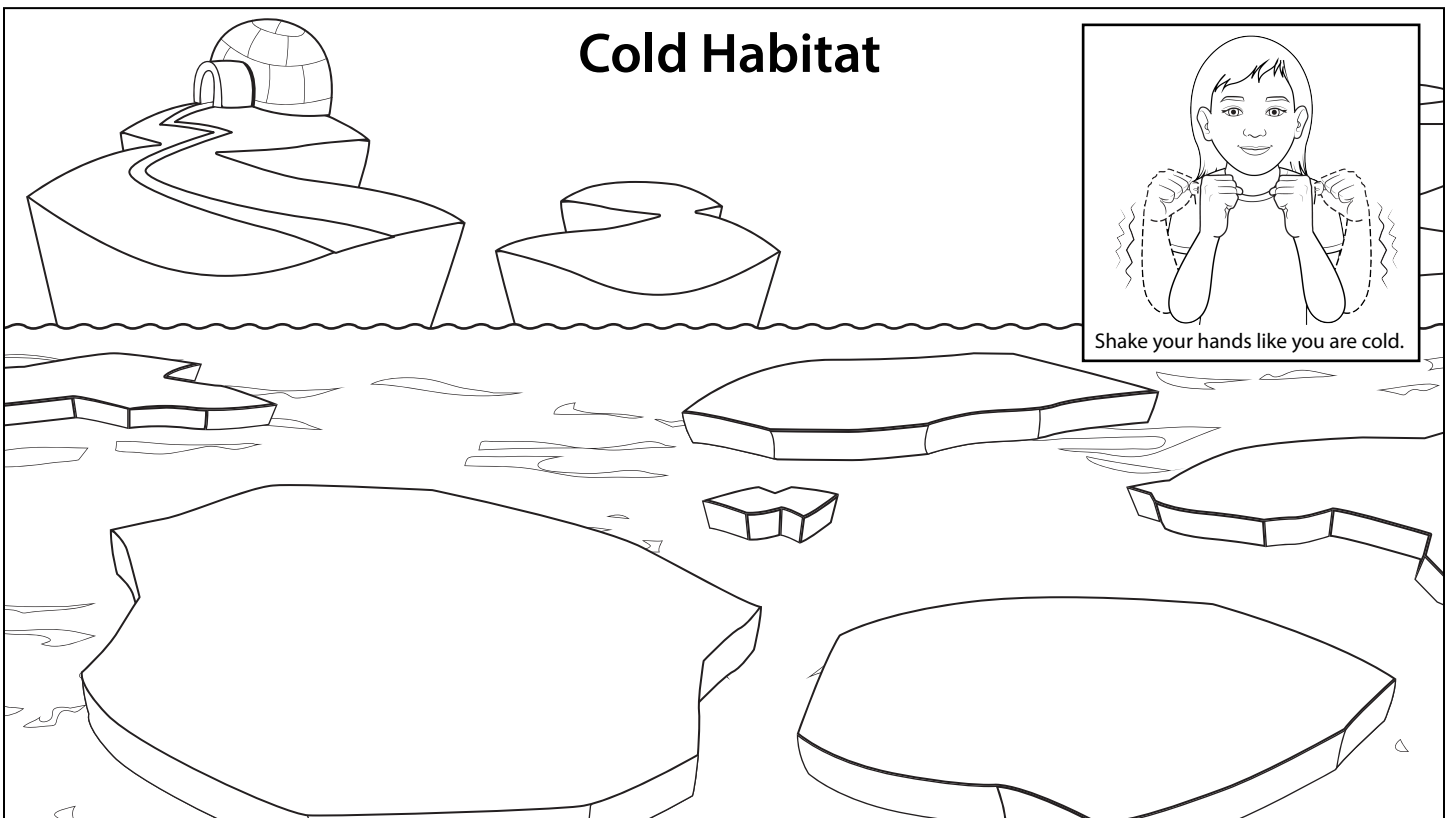
Name \_\_\_\_\_

Date \_\_\_\_\_

## Warm Habitat



## Cold Habitat




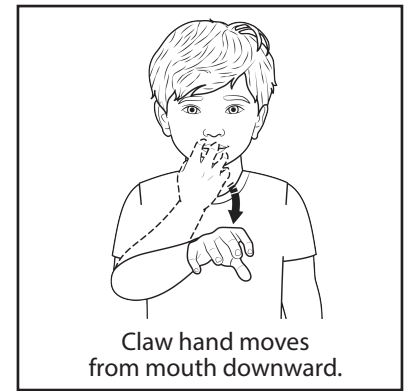


# What's Different?

Name \_\_\_\_\_

Date \_\_\_\_\_

Color and find 10 differences.





Name \_\_\_\_\_

Date \_\_\_\_\_

Copy and finish the sentence below. (Teachers, add a word bank on the board for ideas.)



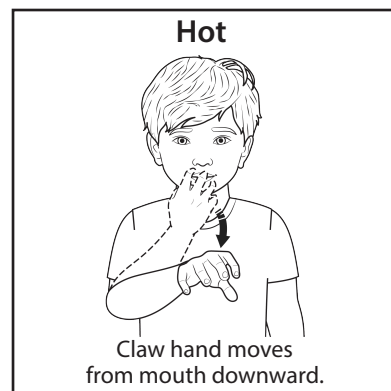
When it's hot, animals ...

Handwriting practice lines consisting of three sets of horizontal lines. Each set includes a solid top line, a dashed middle line, and a solid bottom line.



Draw and color your **Hot** picture.

A large rectangular box for drawing and coloring the 'Hot' picture.





Click on Images



Check out these!



[ASLTeachingResources.com/Learn-ASL](https://www.aslteachingresources.com/Learn-ASL)





# Get UNLIMITED ASL Resources Now!



**Let us make your worksheets!**  
Pick a plan and start accessing ASL Resources

## About the Author

Cynthia Long is a Nationally Certified Interpreter and the founder of Sign Baby Sign LLC. She has extensive experience homeschooling and interpreting in the classroom for primary, secondary, and post-secondary levels and she is dedicated to providing ASL teaching resources to schools and families across the U.S. All of the ASL resources on [ASLTeachingResources.com](https://ASLTeachingResources.com) are developed from years of experience in educational systems as a Nationally Certified ASL Interpreter.



By downloading, you agree to the terms of use:



### You may

- For personal use
- For your classroom and/or students (ONLY)
- Purchase multiple licenses to share with colleagues
- Become a member to get more ASL resources

### You may not

- Post this item on a personal, classroom or district website
- Copy or modify any part to offer to others for free or paid
- Copy or give to other teachers or colleagues

## Feedback

Remember to leave feedback on your purchases to help others know the quality of this product.

Membership saves you money.



[bit.ly/SignClub](https://bit.ly/SignClub)  
[bit.ly/ASLMemberships](https://bit.ly/ASLMemberships)



# Learn Sign the Fun Way



**JOIN NOW**



## Member Benefits:

### For Individuals & Schools

- Core-Content Worksheets
- Lesson Plan Books
- Flash Cards & Label Cards
- Wall Charts
- Dice & Other Games
- ASL Word of the Day Podcast
- Sign Club Series
- Online Video Dictionary
- Online ASL Courses
- Professional Development
- DIY Projects
- ASL Gift Shop
- Sight Words
- And more...Everything is ASL!

## Subscribe: Search for "ASL Teaching Resources"

[Podcast](#)

[YouTube](#)

[TikTok](#)

[Facebook](#)

[Learn ASL](#)

[ASL Books](#)

[Instagram](#)

[Pinterest](#)

[Sign Club](#)

**CLICK - PRINT - Teach**

**See our Amazon books!**

<https://amzn.to/3Gv2wqq>

**amazon**

A note from the founder: Our ASL Resources promote a successful learning experience that is both educational and fun. Whether you're using it for differentiation, extension activities or just for fun, become a member today and start saving hours of prep time. We have everything you need!



**Happy Signing!**

**Cynthia F. Long, Founder**

SignBabySign, LLC

[ASLTeachingResources.com](http://ASLTeachingResources.com)

