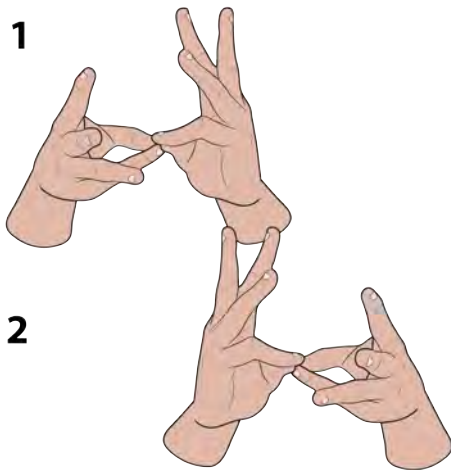


# Weather 🖐️🖐️ Lesson Plan



More Lesson Worksheets [here](#).



Get more ASL free with membership [here](#).



# Cold

**Level:** Pre-K, K

**Category:** Weather Book

**Topics:** Weather, Clothing, Winter, Cold

**Materials:** Coloring utensils, construction paper, glue, scissors

Color and circle the things you wear when it is cold.

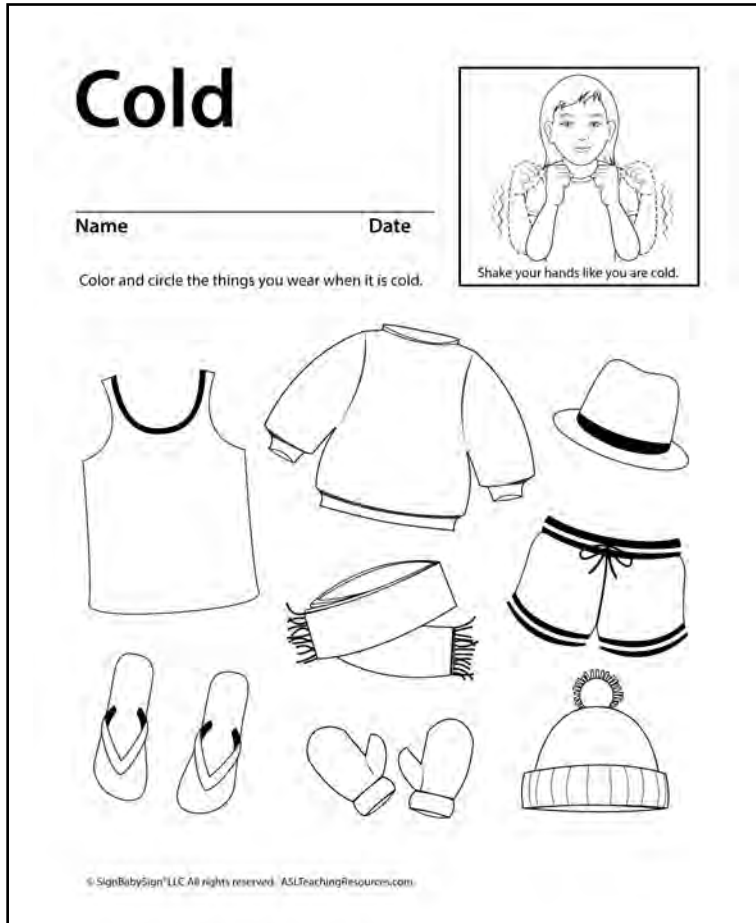
**Craft:** Create cold clothing that you wear with construction paper (mittens, hats, etc.)

**Game:** Cold clothes relay race.

**Idea:** Create an arctic ice sensory play activity.



## Example



[ASLTeachingResources.com/Dictionary](https://www.aslteachingresources.com/dictionary)



# Cold



Shake your hands like you are cold.


# Cold

Color and circle the things you wear when it is cold.

**Craft:** Create cold clothing that you wear with construction paper (mittens, hats, etc.)

**Game:** Cold clothes relay race.

**Idea:** Create an arctic ice sensory play activity.





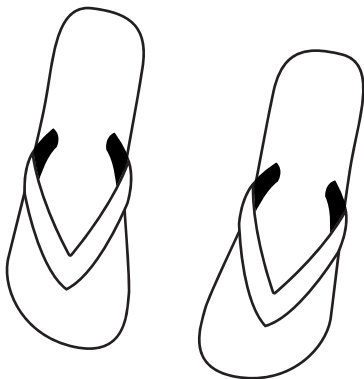



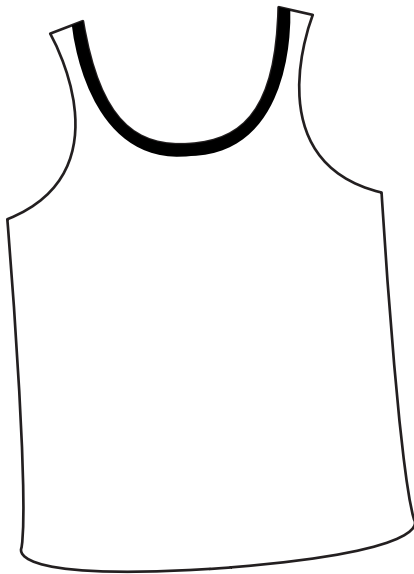
Caregiver's guide.

# Cold

Name \_\_\_\_\_

Date \_\_\_\_\_

Color and circle the things you wear when it is cold.



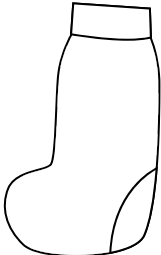

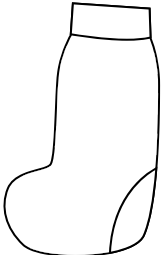

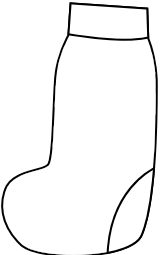


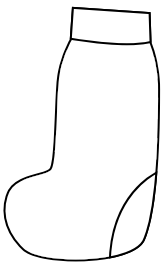



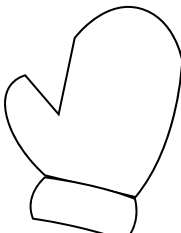





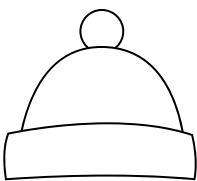

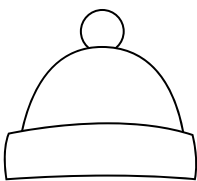
# Cold

Name \_\_\_\_\_

Date \_\_\_\_\_



Complete the pattern. Draw what comes next.








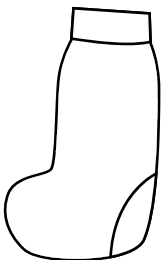







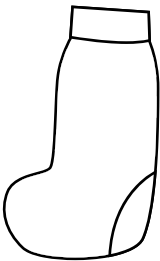
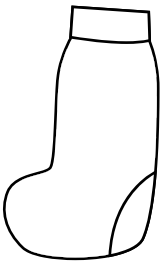



# Cold

Name \_\_\_\_\_

Date \_\_\_\_\_



Complete the pattern. Draw what comes next.



# Matching


Name \_\_\_\_\_

Date \_\_\_\_\_


Match the opposites.

Option 1: Draw a line to its opposite.

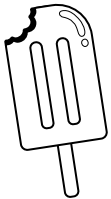
Option 2: Cut out the puzzles and match with its opposite.




Shake your hands like you are cold.




Summer



Cold



Shirt



Hat



Sweater



Hat



Winter



Hot

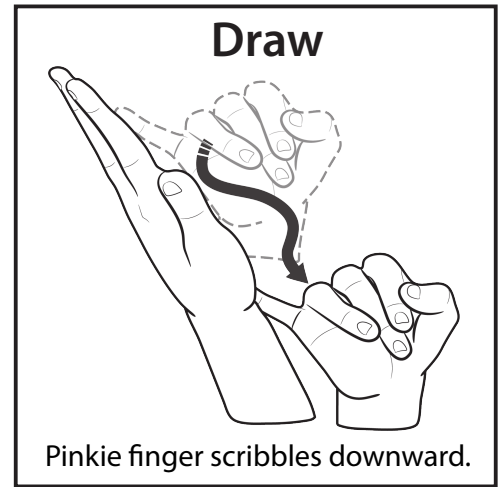


# Matching

Name \_\_\_\_\_

Date \_\_\_\_\_

Draw or write your own matching game.






# My Winter Clothes


Name \_\_\_\_\_

Date \_\_\_\_\_


Color and design your own winter clothing.




**sweater**




**scarf**




**socks**



**gloves**



**hat**




**jacket**

Name \_\_\_\_\_

Date \_\_\_\_\_

Copy and finish the sentence below. (Teachers, add a word bank on the board for ideas.)



When it's cold, I like to ...

Handwriting practice lines consisting of three sets of horizontal lines. Each set includes a solid top line, a dashed middle line, and a solid bottom line.



Draw and color your **Cold** picture.

A large empty rectangular box for drawing a picture related to the word 'Cold'.

Click on Images



Check out these!



[ASLTeachingResources.com/Learn-ASL](https://www.aslteachingresources.com/Learn-ASL)



# Get UNLIMITED ASL Resources Now!



**Let us make your worksheets!**  
Pick a plan and start accessing ASL Resources

## About the Author

Cynthia Long is a Nationally Certified Interpreter and the founder of Sign Baby Sign LLC. She has extensive experience homeschooling and interpreting in the classroom for primary, secondary, and post-secondary levels and she is dedicated to providing ASL teaching resources to schools and families across the U.S. All of the ASL resources on [ASLTeachingResources.com](https://ASLTeachingResources.com) are developed from years of experience in educational systems as a Nationally Certified ASL Interpreter.



By downloading, you agree to the terms of use:



### You may

- For personal use
- For your classroom and/or students (ONLY)
- Purchase multiple licenses to share with colleagues
- Become a member to get more ASL resources

### You may not

- Post this item on a personal, classroom or district website
- Copy or modify any part to offer to others for free or paid
- Copy or give to other teachers or colleagues

## Feedback

Remember to leave feedback on your purchases to help others know the quality of this product.

Membership saves you money.



[bit.ly/SignClub](https://bit.ly/SignClub)  
[bit.ly/ASLMemberships](https://bit.ly/ASLMemberships)



# Learn Sign the Fun Way



**JOIN NOW**



## Member Benefits:

### For Individuals & Schools

- Core-Content Worksheets
- Lesson Plan Books
- Flash Cards & Label Cards
- Wall Charts
- Dice & Other Games
- ASL Word of the Day Podcast
- Sign Club Series
- Online Video Dictionary
- Online ASL Courses
- Professional Development
- DIY Projects
- ASL Gift Shop
- Sight Words
- And more...Everything is ASL!

## Subscribe: Search for "ASL Teaching Resources"

[Podcast](#)

[YouTube](#)

[TikTok](#)

[Facebook](#)

[Learn ASL](#)

[ASL Books](#)

[Instagram](#)

[Pinterest](#)

[Sign Club](#)

**CLICK - PRINT - Teach**

**See our Amazon books!**

<https://amzn.to/3Gv2wqq>

**amazon**

A note from the founder: Our ASL Resources promote a successful learning experience that is both educational and fun. Whether you're using it for differentiation, extension activities or just for fun, become a member today and start saving hours of prep time. We have everything you need!



**Happy Signing!**

**Cynthia F. Long, Founder**

SignBabySign, LLC

[ASLTeachingResources.com](http://ASLTeachingResources.com)

