

St. Patrick's Day Coloring Sheets



More Lesson Worksheets [here](#).



Get more ASL free with membership [here](#).



Name _____

Date _____

Directions: Write the word for the sign.

BEARD

Rotate "C"s down until they meet in the middle.



Name _____

Date _____

Directions: Write the word for the sign.

GOLD

Finger on ear comes down, shaking "Y".



Name

Date

Directions: Write the word for the sign.

GREEN

Shake "G" at wrist 2x near shoulder.




Name _____

Date _____

Directions: Write the word for the sign.

IRISH

Bent "V" circles then lands on "S" hand.



Name _____

Date _____

Directions: Write the word for the sign.

LEPRECHAUN

"G" hand pulls up to a close to make pointy ears.



Name

Date

Directions: Write the word for the sign.

LUCK

At chin twist middle finger outward.



Name



Date

Directions: Write the word for the sign.

MARCH 17TH

1. Fingerspell March.

2. Twist at wrist(2x).



Name

Date

Directions: Write the word for the sign.

POT OF GOLD

"C"s outline a bowl shape. Then sign GOLD.



Name _____

Date _____

Directions: Write the word for the sign.

RAINBOW

Draw a rainbow in the air left to right.




Name _____

Date _____

Directions: Write the word for the sign.

SHAMROCK

Trace a shamrock shape.



Name

Directions: Write the word for the sign.

Date

ST. PATRICK'S DAY

1. Pinch arm.

2. Move "D" to land on other arm.




Name _____

Date _____

Directions: Write the word for the sign.

WISH

"C" facing inward, slides down chest.



Name _____

Date _____

Directions: Color and write a sentence about the picture.



Beard




Name _____

Date _____

Directions: Color and write a sentence about the picture.



Gold




Name _____

Date _____

Directions: Color and write a sentence about the picture.



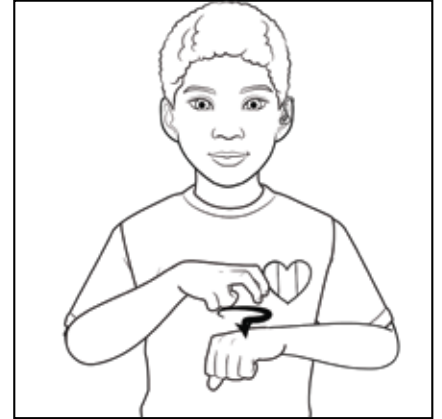
Irish



Name _____

Date _____

Directions: Color and write a sentence about the picture.



Irish

--	--	--

Name _____

Date _____

Directions: Color and write a sentence about the picture.



Leprechaun




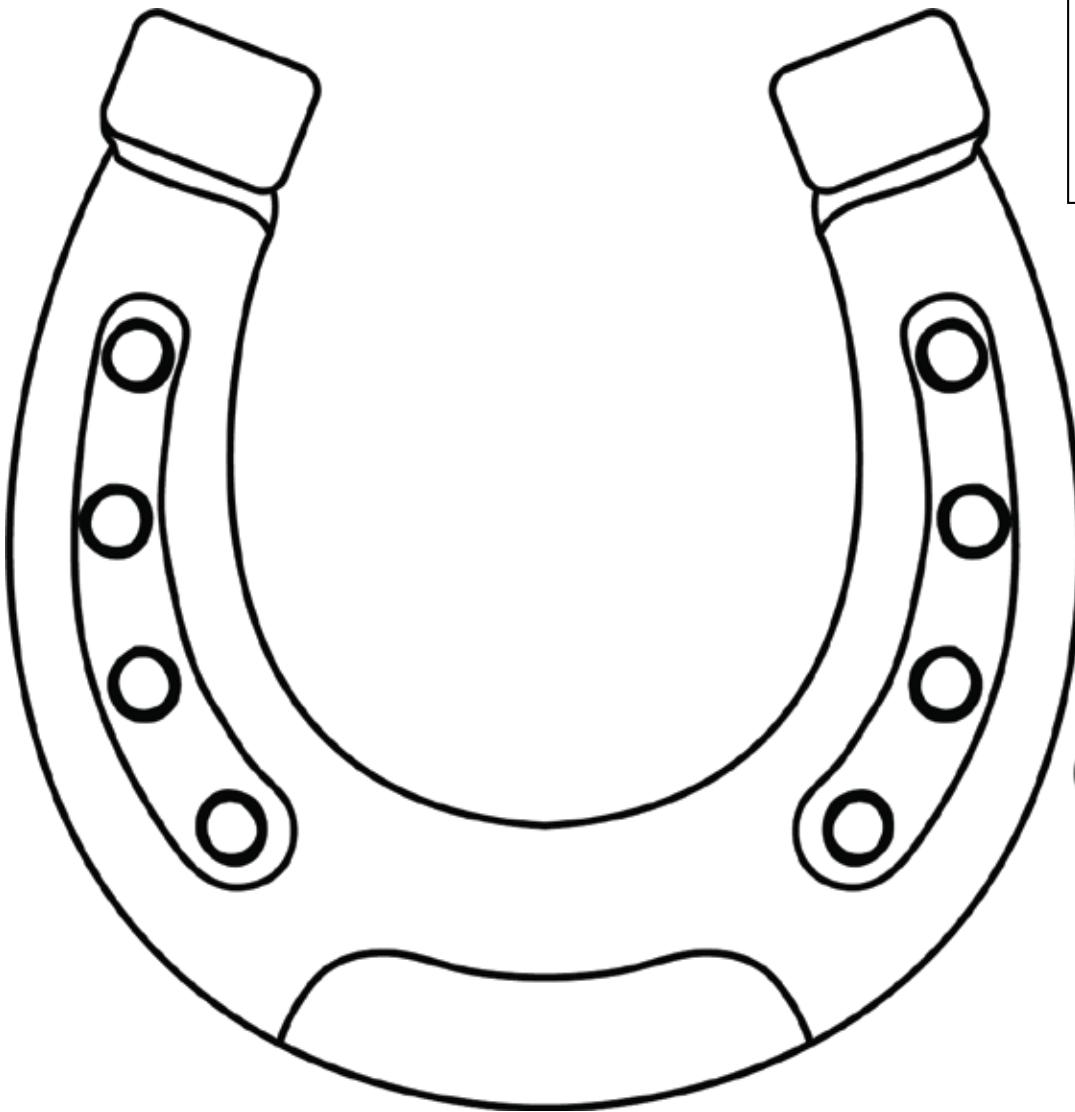
Name _____

Date _____

Directions: Color and write a sentence about the picture.



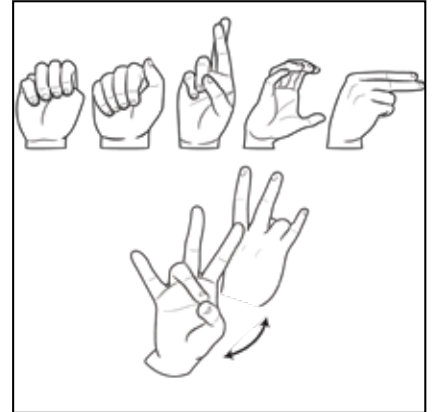
Luck





Name _____

Date _____

Directions: Color and write a sentence about the picture.



March 17th



Name _____

Date _____

Directions: Color and write a sentence about the picture.



Pot of Gold




Name _____

Date _____

Directions: Color and write a sentence about the picture.



Rainbow





Name _____

Date _____

Directions: Color and write a sentence about the picture.



Shamrock



=====

=====

Name _____

Date _____

Directions: Color and write a sentence about the picture.




St Patrick's Day

HAPPY
St. Patrick's
DAY

Name _____

Date _____

Directions: Color and write a sentence about the picture.



Wish





Get UNLIMITED ASL Resources Now!



Let us make your worksheets!
Pick a plan and start accessing ASL Resources

About the Author

Cynthia Long is a Nationally Certified Interpreter and the founder of Sign Baby Sign LLC. She has extensive experience homeschooling and interpreting in the classroom for primary, secondary, and post-secondary levels; she is dedicated to providing ASL teaching resources to schools and families across the U.S. All of the ASL resources on ASLTeachingResources.com are developed from years of experience in educational systems as a Nationally Certified ASL Interpreter.



By purchasing, you agree to the terms of use:



You may

- For personal use
- Make copies for your classroom, children, or personal use
- Purchase multiple licenses or additional products to share
- Become a member to get more ASL resources

You may not

- Post this item on a personal or district website (contact us for permission)
- Modify any part to offer to others for free or paid
- Copy or give to other teachers or colleagues

Feedback

Remember to leave feedback on your purchases to help others know the quality of this product.

Membership saves you money.



Memberships: <https://bit.ly/ASLMemberships>
Sign Club: <http://bit.ly/SignClub>

ASL Resources

Hundreds of resources for busy teachers!
Join Now!

ASLTeachingResources.com/memberships

Member Benefits:

For Individuals & Schools

- Core-Content Worksheets
- Lesson Plan Books
- Flash Cards & Label Cards
- Wall Charts
- Dice & Other Games
- ASL Word of the Day Podcast
- Sign Club Series
- Online Video Dictionary
- Online ASL Courses
- Professional Development
- DIY Projects
- ASL Gift Shop
- Sight Words
- And more...Everything is ASL!

Subscribe: Search for "ASL Teaching Resources"

[Podcast](#)

[YouTube](#)

[TikTok](#)

[Facebook](#)

[Twitter](#)

[ASL Courses](#)

[Instagram](#)

[Pinterest](#)

[Sign Club](#)

CLICK - PRINT - Teach

A note from the founder: Our ASL Resources promote a successful learning experience that is both educational and fun. Whether you're using it for differentiation, extension activities or just for fun, become a member today and start saving hours of prep time. We have everything you need!



Happy Signing!

Cynthia F. Long, Founder
SignBabySign, LLC
ASLTeachingResources.com

