

Family Dice



More Lesson Worksheets [here](#).



Get more ASL free with membership [here](#).



Family Dice



Family

ASLTeachingResources.com
© SignBabySign® LLC All rights reserved.



Family

ASLTeachingResources.com
© SignBabySign® LLC All rights reserved.



Family

ASLTeachingResources.com
© SignBabySign® LLC All rights reserved.



Family


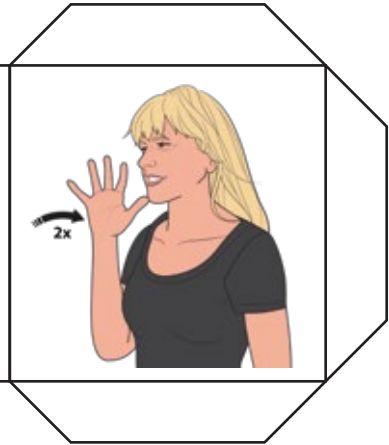
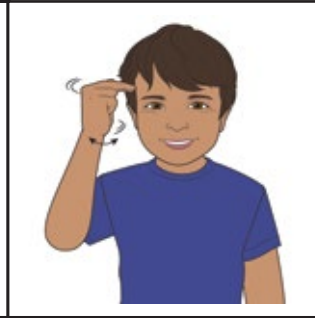

ASLTeachingResources.com
© SignBabySign® LLC All rights reserved.

Ideas:

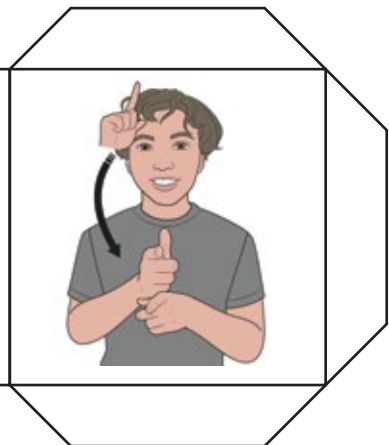
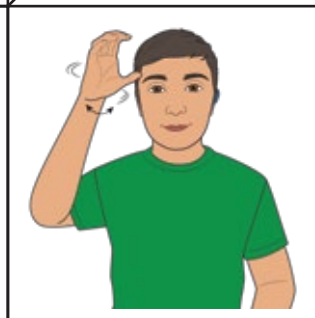
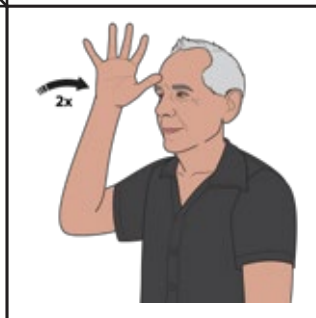
1. Roll dice and then sign or say the word.
2. Roll all the dice, make up a sentence, then sign the sentence.
3. Roll dice and let that be the "word for..."

Family

ASLTeachingResources.com
© SignBabySign® LLC All rights reserved.



View Videos
with QR code




Ideas:

1. Roll dice and then sign or say the word.
2. Roll all the dice, make up a sentence, and then sign the sentence.
3. Roll dice and let that be the "word for the day."
4. Roll dice to play charades by signing the answer.
5. Roll dice and then everyone tries to sign or say the word at the same time.

For best results, use cardstock paper.
Cut and glue together at tabs.

Family

ASLTeachingResources.com
© SignBabySign® LLC All rights reserved.



Ideas:

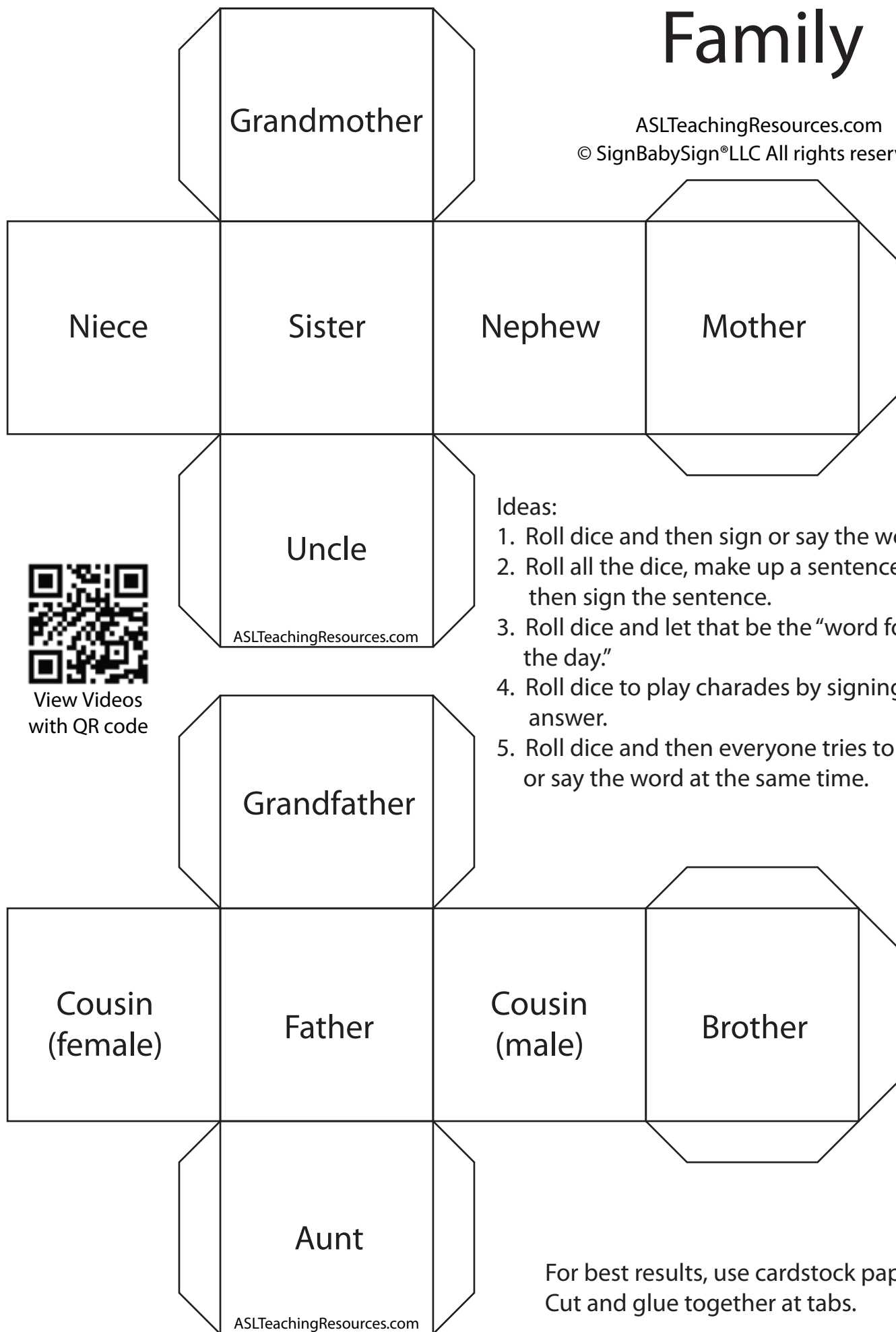
1. Roll dice and then sign or say the word.
2. Roll all the dice, make up a sentence, and then sign the sentence.
3. Roll dice and let that be the "word for the day."
4. Roll dice to play charades by signing the answer.
5. Roll dice and then everyone tries to sign or say the word at the same time.

For best results, use cardstock paper.
Cut and glue together at tabs.

Family

ASLTeachingResources.com

© SignBabySign® LLC All rights reserved.



View Videos
with QR code

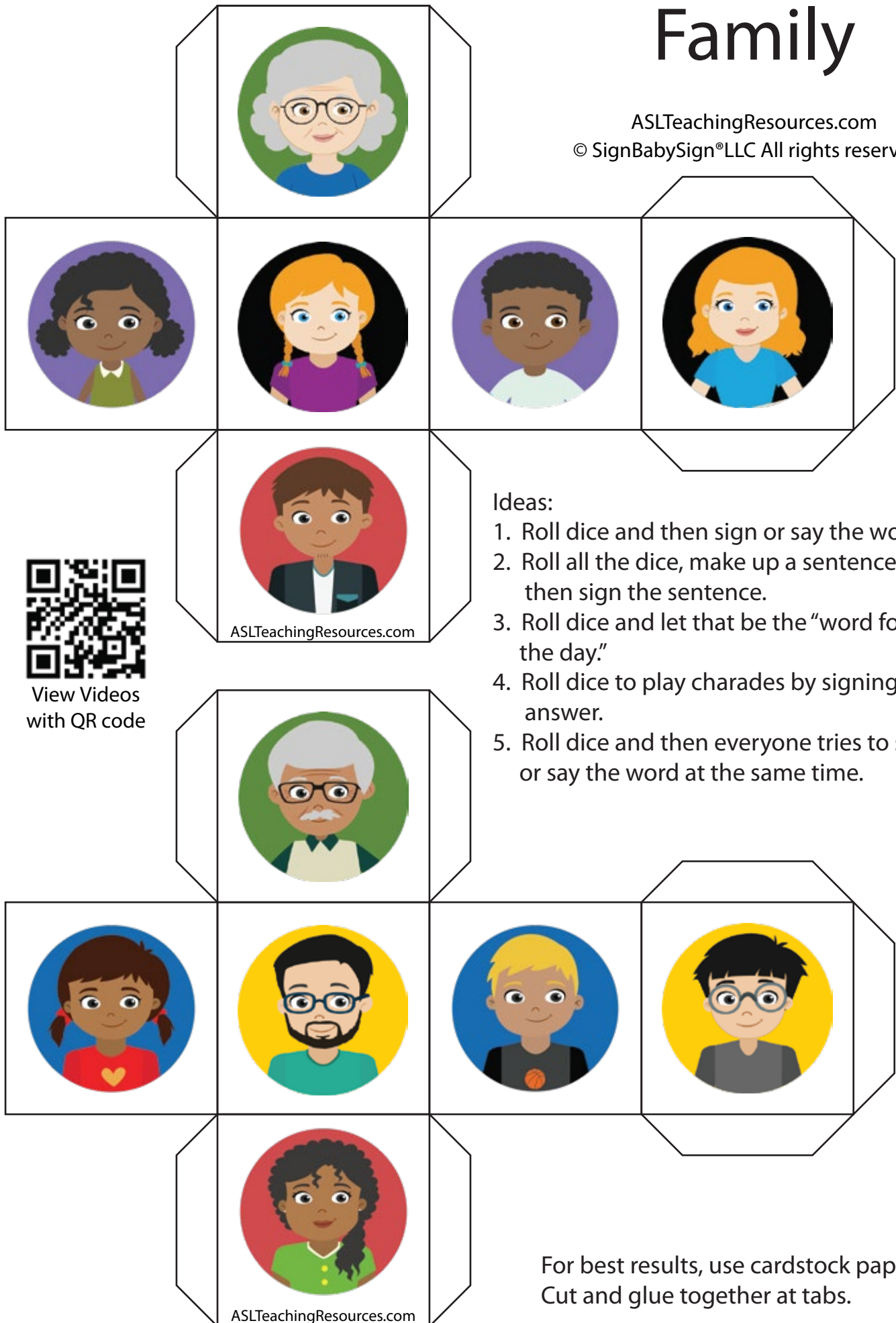
Ideas:

1. Roll dice and then sign or say the word.
2. Roll all the dice, make up a sentence, and then sign the sentence.
3. Roll dice and let that be the "word for the day."
4. Roll dice to play charades by signing the answer.
5. Roll dice and then everyone tries to sign or say the word at the same time.

For best results, use cardstock paper.
Cut and glue together at tabs.

Family

ASLTeachingResources.com
© SignBabySign® LLC All rights reserved.



Ideas:

1. Roll dice and then sign or say the word.
2. Roll all the dice, make up a sentence, and then sign the sentence.
3. Roll dice and let that be the "word for the day."
4. Roll dice to play charades by signing the answer.
5. Roll dice and then everyone tries to sign or say the word at the same time.

For best results, use cardstock paper.
Cut and glue together at tabs.



Get UNLIMITED ASL Resources Now!



Let us make your worksheets!
Pick a plan and start accessing ASL Resources

About the Author

Cynthia Long is a Nationally Certified Interpreter and the founder of Sign Baby Sign LLC. She has extensive experience homeschooling and interpreting in the classroom for primary, secondary, and post-secondary levels; she is dedicated to providing ASL teaching resources to schools and families across the U.S. All of the ASL resources on ASLTeachingResources.com are developed from years of experience in educational systems as a Nationally Certified ASL Interpreter.



By downloading, you agree to the terms of use:



You may

- For personal use
- For your classroom and/or students (ONLY)
- Purchase multiple licenses to share with colleagues
- Become a member to get more ASL resources

You may not

- Post this item on a personal, classroom or district website
- Copy or modify any part to offer to others for free or paid
- Copy or give to other teachers or colleagues

Feedback

Remember to leave feedback on your purchases to help others know the quality of this product.

Membership saves you money.



<https://aslteachingresources.com/member-info>
<https://aslteachingresources.com/sign-club>

Learn Sign the Fun Way



JOIN NOW



Member Benefits:

For Individuals & Schools

- Core-Content Worksheets
- Lesson Plan Books
- Flash Cards & Label Cards
- Wall Charts
- Dice & Other Games
- ASL Word of the Day Podcast
- Sign Club Series
- Online Video Dictionary
- Online ASL Courses
- Professional Development
- DIY Projects
- ASL Gift Shop
- Sight Words
- And more...Everything is ASL!

Subscribe: Search for "ASL Teaching Resources"

[Podcast](#)

[YouTube](#)

[TikTok](#)

[Facebook](#)

[Twitter](#)

[ASL Courses](#)

[Instagram](#)

[Pinterest](#)

[Sign Club](#)

CLICK - PRINT - Teach

See our Amazon books!

<https://amzn.to/3Gv2wqg>



A note from the founder: Our ASL Resources promote a successful learning experience that is both educational and fun. Whether you're using it for differentiation, extension activities or just for fun, become a member today and start saving hours of prep time. We have everything you need!



Happy Signing!

Cynthia F. Long, Founder
SignBabySign, LLC
ASLTeachingResources.com

