

# Family

## Coloring Sheets



More Lesson Worksheets [here](#).



Get more ASL free with membership [here](#).



---

**Name**

**Date**

Directions: Write the word for the sign.

# AUNT

A-hand, twist wrist several times.



---

---

---

Name \_\_\_\_\_

Date \_\_\_\_\_

Directions: Write the word for the sign.

# BROTHER

L-hand, thumb touches forehead.  
Then lands on other L-hand.



---

**Name**

**Date**

Directions: Write the word for the sign.

**COUSIN**

C-hand, twist wrist several times.



**FEMALE**



**Name**

**Date**

Directions: Write the word for the sign.

# COUSIN

C-hand, twist wrist several times.



# MALE

**Name**

**Date**

Directions: Write the word for the sign.

# FAMILY

F-hands move outward in a circle to end with palms in.



Name \_\_\_\_\_

Date \_\_\_\_\_

Directions: Write the word for the sign.

# FATHER

Tap thumb on forehead 2x.



---

---

---

---

**Name**

**Date**

Directions: Write the word for the sign.

**GRANDFATHER**

From forehead, move outward 2x.



---

**Name**

**Date**

Directions: Write the word for the sign.

**GRANDMOTHER**

From chin move outward 2x.





Name \_\_\_\_\_

Date \_\_\_\_\_

Directions: Write the word for the sign.

# MOTHER

Tap thumb on chin 2x.



---

**Name**

**Date**

Directions: Write the word for the sign.

**NEPHEW**

N-hand, twist wrist several times.



---


**Name**

**Date**

Directions: Write the word for the sign.

**NIECE**

N-hand, twist wrist several times.



---

---

---

**Name**

**Date**

Directions: Write the word for the sign.

# SISTER

L-hand, thumb touches chin.  
Then lands on other L-hand.



---

---

---

---

**Name**

**Date**

Directions: Write the word for the sign.

**UNCLE**

U-hand, twist wrist several times.



---

---

---



Name \_\_\_\_\_

Date \_\_\_\_\_

Directions: Color and write a sentence about the picture.



Aunt



\_\_\_\_\_

-----

\_\_\_\_\_

-----

\_\_\_\_\_

Name \_\_\_\_\_

Date \_\_\_\_\_

Directions: Color and write a sentence about the picture.



Brother



\_\_\_\_\_

-----

\_\_\_\_\_

-----

\_\_\_\_\_

Name \_\_\_\_\_

Date \_\_\_\_\_

Directions: Color and write a sentence about the picture.



Cousin (Female)



\_\_\_\_\_

-----

\_\_\_\_\_


-----

\_\_\_\_\_

Name \_\_\_\_\_

Date \_\_\_\_\_

Directions: Color and write a sentence about the picture.



Cosuin (Male)



\_\_\_\_\_

-----

\_\_\_\_\_

-----

\_\_\_\_\_


Name \_\_\_\_\_

Date \_\_\_\_\_

Directions: Color and write a sentence about the picture.



Family



---

---

---

---

---

---

---

---



Name \_\_\_\_\_

Date \_\_\_\_\_

Directions: Color and write a sentence about the picture.



Father



\_\_\_\_\_

-----

\_\_\_\_\_

-----

\_\_\_\_\_

Name \_\_\_\_\_

Date \_\_\_\_\_

Directions: Color and write a sentence about the picture.



Grandfather



\_\_\_\_\_

-----

\_\_\_\_\_

-----

\_\_\_\_\_

Name \_\_\_\_\_

Date \_\_\_\_\_

Directions: Color and write a sentence about the picture.



Grandmother



\_\_\_\_\_

-----

\_\_\_\_\_

-----

\_\_\_\_\_

Name \_\_\_\_\_

Date \_\_\_\_\_

Directions: Color and write a sentence about the picture.



Mother



\_\_\_\_\_

-----

\_\_\_\_\_

-----

\_\_\_\_\_


Name \_\_\_\_\_

Date \_\_\_\_\_

Directions: Color and write a sentence about the picture.



Nephew



\_\_\_\_\_

-----

\_\_\_\_\_

-----


\_\_\_\_\_



Name \_\_\_\_\_

Date \_\_\_\_\_

Directions: Color and write a sentence about the picture.



Niece



\_\_\_\_\_

-----

\_\_\_\_\_


-----

\_\_\_\_\_

Name \_\_\_\_\_

Date \_\_\_\_\_

Directions: Color and write a sentence about the picture.



Sister



\_\_\_\_\_

-----

\_\_\_\_\_

-----

\_\_\_\_\_

Name \_\_\_\_\_

Date \_\_\_\_\_

Directions: Color and write a sentence about the picture.



Uncle



---

---

---

---

---

---



# Get UNLIMITED ASL Resources Now!



**Let us make your worksheets!**  
Pick a plan and start accessing ASL Resources

## About the Author

Cynthia Long is a Nationally Certified Interpreter and the founder of Sign Baby Sign LLC. She has extensive experience homeschooling and interpreting in the classroom for primary, secondary, and post-secondary levels; she is dedicated to providing ASL teaching resources to schools and families across the U.S. All of the ASL resources on [ASLTeachingResources.com](https://ASLTeachingResources.com) are developed from years of experience in educational systems as a Nationally Certified ASL Interpreter.



By downloading, you agree to the terms of use:



### You may

- For personal use
- For your classroom and/or students (ONLY)
- Purchase multiple licenses to share with colleagues
- Become a member to get more ASL resources

### You may not

- Post this item on a personal, classroom or district website
- Copy or modify any part to offer to others for free or paid
- Copy or give to other teachers or colleagues

## Feedback

Remember to leave feedback on your purchases to help others know the quality of this product.

Membership saves you money.



Memberships

<https://aslteachingresources.com/member-info>  
<https://aslteachingresources.com/sign-club>

# Learn Sign the Fun Way



**JOIN NOW**



## Member Benefits:

### For Individuals & Schools

- Core-Content Worksheets
- Lesson Plan Books
- Flash Cards & Label Cards
- Wall Charts
- Dice & Other Games
- ASL Word of the Day Podcast
- Sign Club Series
- Online Video Dictionary
- Online ASL Courses
- Professional Development
- DIY Projects
- ASL Gift Shop
- Sight Words
- And more...Everything is ASL!

## Subscribe: Search for "ASL Teaching Resources"

[Podcast](#)

[YouTube](#)

[TikTok](#)

[Facebook](#)

[Twitter](#)

[ASL Courses](#)

[Instagram](#)

[Pinterest](#)

[Sign Club](#)

**CLICK - PRINT - Teach**

See our Amazon books!

<https://amzn.to/3Gv2wqg>



A note from the founder: Our ASL Resources promote a successful learning experience that is both educational and fun. Whether you're using it for differentiation, extension activities or just for fun, become a member today and start saving hours of prep time. We have everything you need!



### Happy Signing!

Cynthia F. Long, Founder  
SignBabySign, LLC  
[ASLTeachingResources.com](http://ASLTeachingResources.com)

