

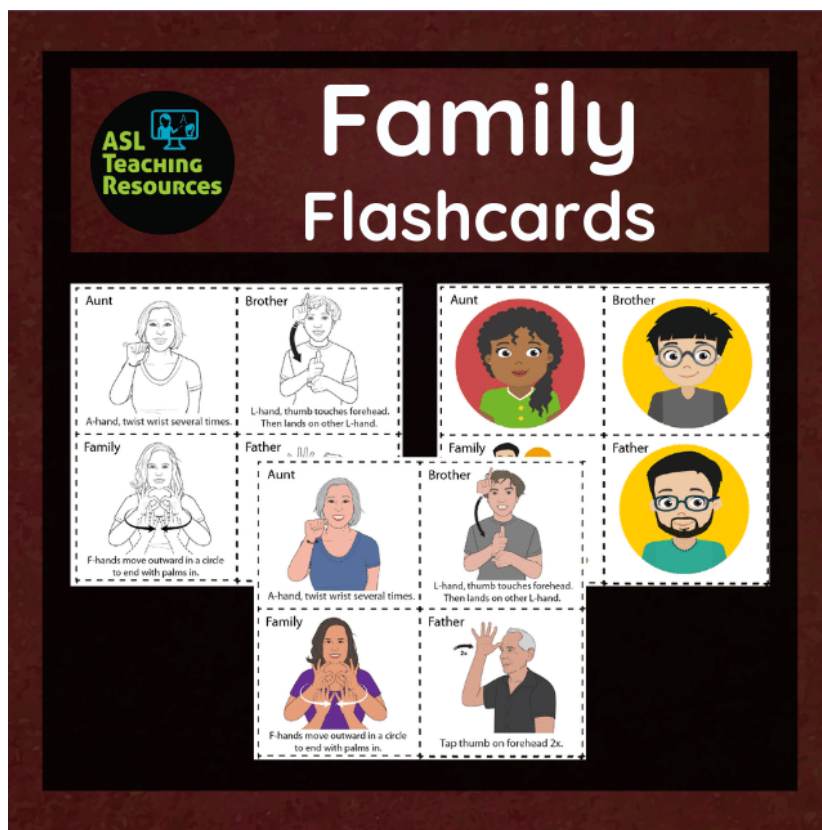
# Family Flashcards



More Lesson Worksheets [here](#).



Get more ASL free with membership [here](#).



# Family



View videos  
with QR code.

Name \_\_\_\_\_

ASLTeachingResources.com

©SignBabySign All rights reserved.

Aunt



A-hand, twist wrist several times.

Brother



L-hand, thumb touches forehead.  
Then lands on other L-hand.

Cousin-male

C-hand,  
twist wrist  
several times.



Cousin-female

C-hand,  
twist wrist  
several times.



Family



F-hands move outward in a circle  
to end with palms in.

Father



Tap thumb on forehead 2x.

Grandfather



From forehead, move outward 2x.

Grandmother



From chin move outward 2x.

Mother



Tap thumb on chin 2x.

Nephew



N-hand, twist wrist several times.

Niece



N-hand, twist wrist several times.

Sister



L-hand, thumb touches chin.  
Then lands on other L-hand.

Uncle



U-hand, twist wrist several times.

# Family



View videos  
with QR code.

Name \_\_\_\_\_

ASLTeachingResources.com

©SignBabySign All rights reserved.

Aunt



A-hand, twist wrist several times.

Brother



L-hand, thumb touches forehead.  
Then lands on other L-hand.

Cousin-male

C-hand,  
twist wrist  
several times.



Cousin-female

C-hand,  
twist wrist  
several times.



Family



F-hands move outward in a circle  
to end with palms in.

Father



Tap thumb on forehead 2x.

Grandfather



From forehead, move outward 2x.

Grandmother



From chin move outward 2x.

Mother



Tap thumb on chin 2x.

Nephew



N-hand, twist wrist several times.

Niece




N-hand, twist wrist several times.

Sister



L-hand, thumb touches chin.  
Then lands on other L-hand.

Uncle



U-hand, twist wrist several times.



# Family



View videos  
with QR code.

Name \_\_\_\_\_  
ASLTeachingResources.com  
©SignBabySign All rights reserved.

Aunt



Brother



Cousin  
(Male)



Cousin  
(Female)



Family



Father



Grandfather




Grandmother



Mother



Nephew



Niece



Sister



Uncle







# Get UNLIMITED ASL Resources Now!



**Let us make your worksheets!**  
Pick a plan and start accessing ASL Resources

## About the Author

Cynthia Long is a Nationally Certified Interpreter and the founder of Sign Baby Sign LLC. She has extensive experience homeschooling and interpreting in the classroom for primary, secondary, and post-secondary levels; she is dedicated to providing ASL teaching resources to schools and families across the U.S. All of the ASL resources on [ASLTeachingResources.com](https://ASLTeachingResources.com) are developed from years of experience in educational systems as a Nationally Certified ASL Interpreter.



By downloading, you agree to the terms of use:



### You may

- For personal use
- For your classroom and/or students (ONLY)
- Purchase multiple licenses to share with colleagues
- Become a member to get more ASL resources

### You may not

- Post this item on a personal, classroom or district website
- Copy or modify any part to offer to others for free or paid
- Copy or give to other teachers or colleagues

## Feedback

Remember to leave feedback on your purchases to help others know the quality of this product.

Membership saves you money.



Memberships

<https://aslteachingresources.com/member-info>  
<https://aslteachingresources.com/sign-club>

# Learn Sign the Fun Way



**JOIN NOW**



## Member Benefits:

### For Individuals & Schools

- Core-Content Worksheets
- Lesson Plan Books
- Flash Cards & Label Cards
- Wall Charts
- Dice & Other Games
- ASL Word of the Day Podcast
- Sign Club Series
- Online Video Dictionary
- Online ASL Courses
- Professional Development
- DIY Projects
- ASL Gift Shop
- Sight Words
- And more...Everything is ASL!

## Subscribe: Search for "ASL Teaching Resources"

[Podcast](#)

[YouTube](#)

[TikTok](#)

[Facebook](#)

[Twitter](#)

[ASL Courses](#)

[Instagram](#)

[Pinterest](#)

[Sign Club](#)

**CLICK - PRINT - Teach**

See our Amazon books!

<https://amzn.to/3Gv2wqg>



A note from the founder: Our ASL Resources promote a successful learning experience that is both educational and fun. Whether you're using it for differentiation, extension activities or just for fun, become a member today and start saving hours of prep time. We have everything you need!



### Happy Signing!

Cynthia F. Long, Founder  
SignBabySign, LLC  
[ASLTeachingResources.com](http://ASLTeachingResources.com)

