

Family Flashcards



More Lesson Worksheets [here](#).



View Videos with QR Code



Get more ASL free with membership [here](#).



Family



View videos
with QR code.

Name _____


Collect the entire series.

aunt



A-hand, twist wrist several times.

brother



L-hand, thumb touches forehead.
Then lands on other L-hand.



cousin-male


C-hand,
twist wrist
several times.

cousin-female

C-hand,
twist wrist
several times.

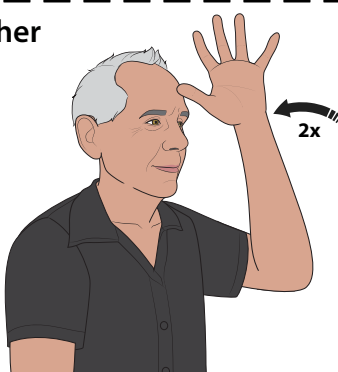


family



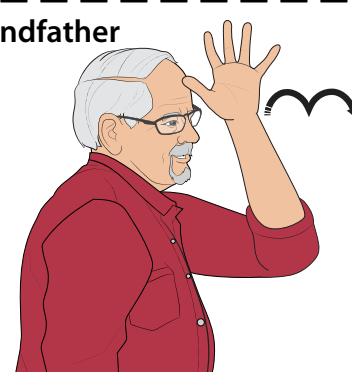
F-hands move outward in a circle
to end with palms in.

father



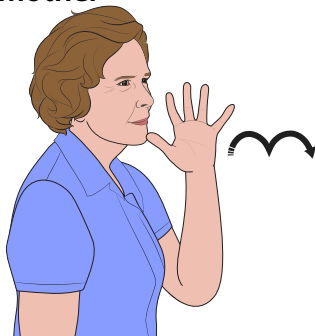
Tap thumb on forehead 2x.

grandfather



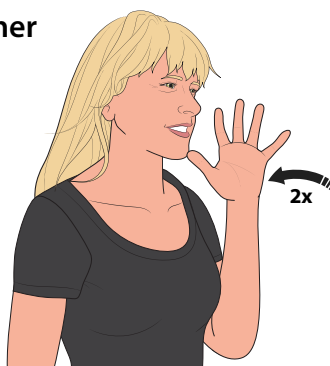
From forehead, move outward 2x.

grandmother




From chin, move outward 2x.

mother




Tap thumb on chin 2x.

nephew




N-hand, twist wrist several times.

niece



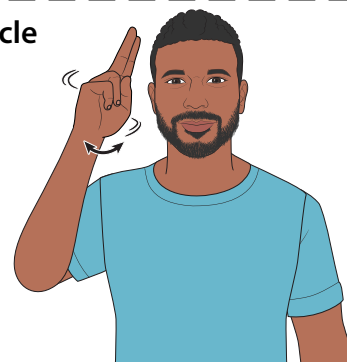
N-hand, twist wrist several times.

sister



L-hand, thumb touches chin.
Then lands on other L-hand.

uncle



U-hand, twist wrist several times.

Family



View videos
with QR code.




Name _____

Collect the entire series.

aunt




brother



cousin-male



cousin-female



family



father




grandfather




grandmother



mother



nephew




niece



sister



uncle



Family


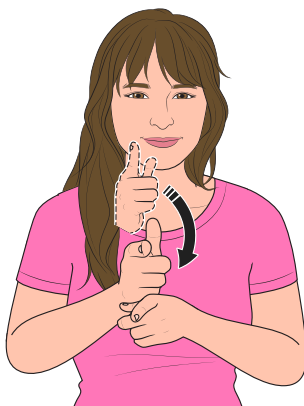


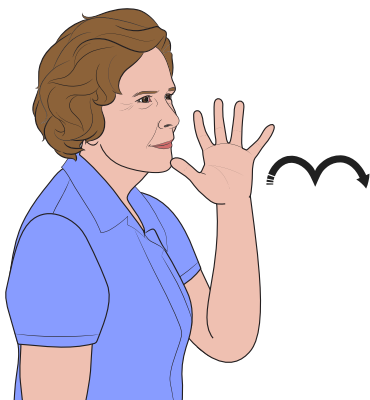

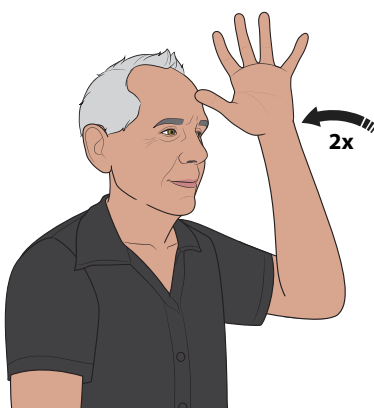




View videos
with QR code.



Name

Collect the entire series.



Family






View videos
with QR code.



Name

Collect the entire series.



Family



View videos
with QR code.

Name _____

Collect the entire series.

aunt



A-hand, twist wrist several times.

brother



L-hand, thumb touches forehead.
Then lands on other L-hand.



cousin-male


C-hand,
twist wrist
several times.



cousin-female


C-hand,
twist wrist
several times.

family




F-hands move outward in a circle
to end with palms in.

father




Tap thumb on forehead 2x.

grandfather



From forehead, move outward 2x.

grandmother



From chin, move outward 2x.

mother




Tap thumb on chin 2x.

nephew



N-hand, twist wrist several times.

niece




N-hand, twist wrist several times.

sister



L-hand, thumb touches chin.
Then lands on other L-hand.

uncle



U-hand, twist wrist several times.

Family




View videos
with QR code.




Name _____

Collect the entire series.


aunt



brother




cousin-male



cousin-female




family




father




grandfather




grandmother



mother



nephew




niece



sister



uncle



Family

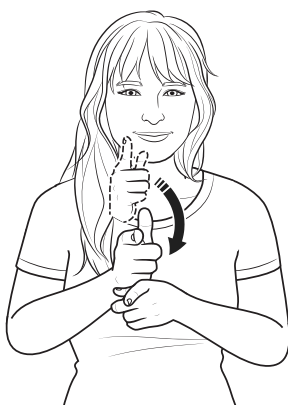

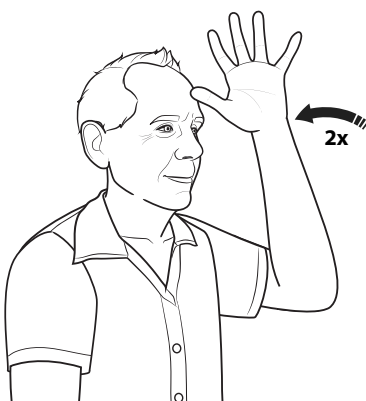
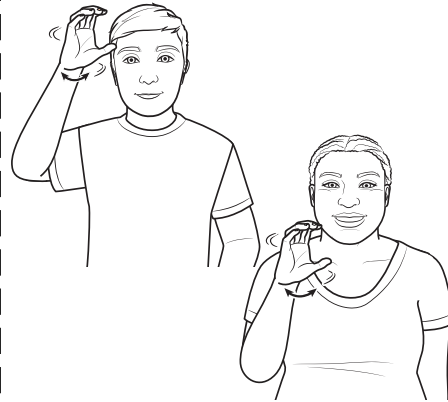


View videos
with QR code.



Name

Collect the entire series.



Family













View videos
with QR code.



Name _____

Collect the entire series.



Join the **SIGN CLUB REVOLUTION**
and **SIGN UP FOR FUN!**



Easy to Use **CURRICULUM**

- Enhanced Communication Skills
- Inclusivity and Diversity
- Stimulate Cognitive Development
- Multi-sensory Learning
- Improve Fine Motor Skills
- Builds Social Skills Development
- Strengthened Vocabulary
- Boost Confidence
- Fun and Engaging Learning Activities
- Encourages Caregiver-Child Bonding




Get Started

bit.ly/SignClubWorkshop



Click on Images



You'll love these
too!

<https://bit.ly/MoreASL>





Sign Up To Get

ASL resources & coupons

CLICK HERE



<https://bit.ly/asl-update>

ASL
Teaching
Resources



Done-For-You Resources

About the Author

Cynthia Long is a Nationally Certified ASL Interpreter, founder of Sign Baby Sign LLC, author, speaker, and creator of online courses, ASL educational curriculum, worksheets, and games for children. She is dedicated to helping schools and families by providing engaging, ready-to-use ASL teaching tools.

All of the resources on **ASLTeachingResources.com** are built on her many years of hands-on experience in education and reflect her passion for making sign language accessible to all learners.



Terms of Use

You may

- For personal use
- Make copies for your classroom, children, or personal use
- Purchase multiple licenses or additional products to share
- Become a member to get more ASL resources

You may not

- Post this item on a personal or district website (contact us for permission)
- Modify any part to offer to others for free or paid
- Copy or give to other teachers or colleagues



Feedback

Remember to leave feedback on your purchases to help others know the quality of this product.

Membership saves you money.



<https://bit.ly/aslinfo>

Learn Sign the Fun Way



JOIN NOW



Member Benefits:

For Individuals & Schools

- Core-Content Worksheets
- Lesson Plan Books
- Flash Cards & Label Cards
- Wall Charts
- Dice & Other Games
- ASL Word of the Day Podcast
- Sign Club Series
- Online Video Dictionary
- Online ASL Courses
- Professional Development
- DIY Projects
- PreK-K Curriculum
- Sight Words
- And more...Everything is ASL!



More Sign Language!

bit.ly/MoreASL



CLICK - PRINT - Teach

See our Amazon books!

<https://amzn.to/3Gv2wqq>

amazon

A note from the founder: Our ASL Resources promote a successful learning experience that is both educational and fun. Whether you're using it for differentiation, extension activities or just for fun, become a member today and start saving hours of prep time. We have everything you need!



Happy Signing!

Cynthia F. Long, Founder

SignBabySign, LLC

ASLTeachingResources.com

