

Easter Flashcards



More Lesson Worksheets [here](#).



Get more ASL free with membership [here](#).



Easter Flashcards

Basket  B-hand arches from wrist to elbow.	Bunny  Both U-Hands flap 2x.	Basket 	Bunny 
Chick  1. Arms rock left to right. 2. Index finger taps thumb 2x.	Chocolate  B-hand arches from wrist to elbow.	Chick  Both U-Hands flap 2x.	Chocolate 
Chick  1. Arms rock left to right. 2. Index finger taps thumb 2x.	Chocolate  C-Hand circles on other hand 2x.		

Easter




View videos
with QR code.

Name _____

Collect the entire series.

Basket



B-hand arches from wrist to elbow.

Bunny



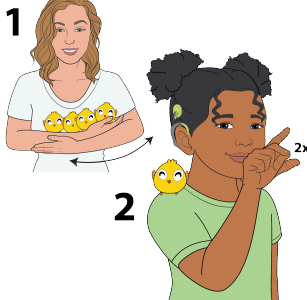
Both U-Hands flap 2x.

Candy




Twist the tip of index finger 2x.

Chick




1. Arms rock left to right.
2. Index finger taps thumb 2x.

Chocolate



C-Hand circles on other hand 2x.

Color




At chin, fingertips wiggle.

Easter



Shake E-Hand left to right.

Egg




Move both H-Hands down
while separating.

Grass



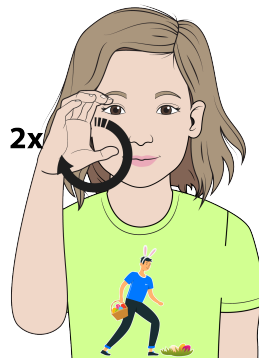
Palm on chin. Move hand off 2x.

Holiday




Open 5 hands, thumbs
tap near arm pit 2x.

Hunt



C-Hand moves in a circle several times.

Spring



Closed fingers moves up through
the C-Hand into Open-Hand 2x.

Easter



View videos
with QR code.

Name _____

Collect the entire series.

Basket




Bunny



Candy




Chick



Chocolate



Color



Easter



Egg



Grass



Holiday



Hunt



Spring



Easter




View videos
with QR code.

Name _____

Collect the entire series.

Basket



B-hand arches from wrist to elbow.

Bunny




Both U-Hands flap 2x.

Candy



Twist the tip of index finger 2x.

Chick



1. Arms rock left to right.
2. Index finger taps thumb 2x.

Chocolate



C-Hand circles on other hand 2x.

Color



At chin, fingertips wiggle.

Easter



Shake E-Hand left to right.

Egg



Move both H-Hands down
while separating.

Grass




Palm on chin. Move hand off 2x.

Holiday



Open 5 hands, thumbs
tap near arm pit 2x.

Hunt



C-Hand moves in a circle several times.

Spring



Closed fingers moves up through
the C-Hand into Open-Hand 2x.

Easter




View videos
with QR code.


Name _____

Collect the entire series.

Basket




Bunny



Candy




Chick



Chocolate




Color



Easter



Egg



Grass



Holiday



Hunt



Spring




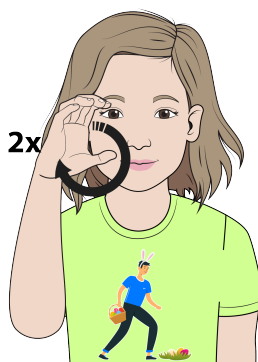


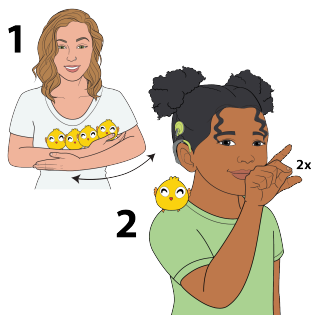

Easter



View videos
with QR code.

Name _____

Collect the entire series.



Easter







View videos
with QR code.



Name _____

Collect the entire series.






Easter



View videos
with QR code.

Name _____

Collect the entire series.



Easter








View videos
with QR code.



Name

Collect the entire series.



Click on Images



Check out these!



<https://bit.ly/MoreASL>



Get UNLIMITED ASL Resources Now!



Let us make your worksheets!
Pick a plan and start accessing ASL Resources

About the Author

Cynthia Long is a Nationally Certified Interpreter and the founder of Sign Baby Sign LLC. She has extensive experience homeschooling and interpreting in the classroom for primary, secondary, and post-secondary levels and she is dedicated to providing ASL teaching resources to schools and families across the U.S. All of the ASL resources on ASLTeachingResources.com are developed from years of experience in educational systems as a Nationally Certified ASL Interpreter.



By purchasing, you agree to the terms of use:



You may

- For personal use
- Make copies for your classroom, children, or personal use
- Purchase multiple licenses or additional products to share
- Become a member to get more ASL resources

You may not

- Post this item on a personal or district website (contact us for permission)
- Modify any part to offer to others for free or paid
- Copy or give to other teachers or colleagues

Feedback

Remember to leave feedback on your purchases to help others know the quality of this product.

Membership saves you money.



bit.ly/SignClub
bit.ly/ASLMemberships

Learn Sign the Fun Way



JOIN NOW



Member Benefits:

For Individuals & Schools

- Core-Content Worksheets
- Lesson Plan Books
- Flash Cards & Label Cards
- Wall Charts
- Dice & Other Games
- ASL Word of the Day Podcast
- Sign Club Series
- Online Video Dictionary
- Online ASL Courses
- Professional Development
- DIY Projects
- ASL Gift Shop
- Sight Words
- And more...Everything is ASL!

Subscribe: Search for "ASL Teaching Resources"

[Podcast](#)

[YouTube](#)

[TikTok](#)

[Facebook](#)

[Learn ASL](#)

[ASL Books](#)

[Instagram](#)

[Pinterest](#)

[Sign Club](#)

CLICK - PRINT - Teach

See our Amazon books!

<https://amzn.to/3Gv2wqq>

amazon

A note from the founder: Our ASL Resources promote a successful learning experience that is both educational and fun. Whether you're using it for differentiation, extension activities or just for fun, become a member today and start saving hours of prep time. We have everything you need!



Happy Signing!

Cynthia F. Long, Founder

SignBabySign, LLC

ASLTeachingResources.com

