

Family Vocabulary Game

This 80 flashcard set contains 40 large cards, 40 small cards, and answer key.



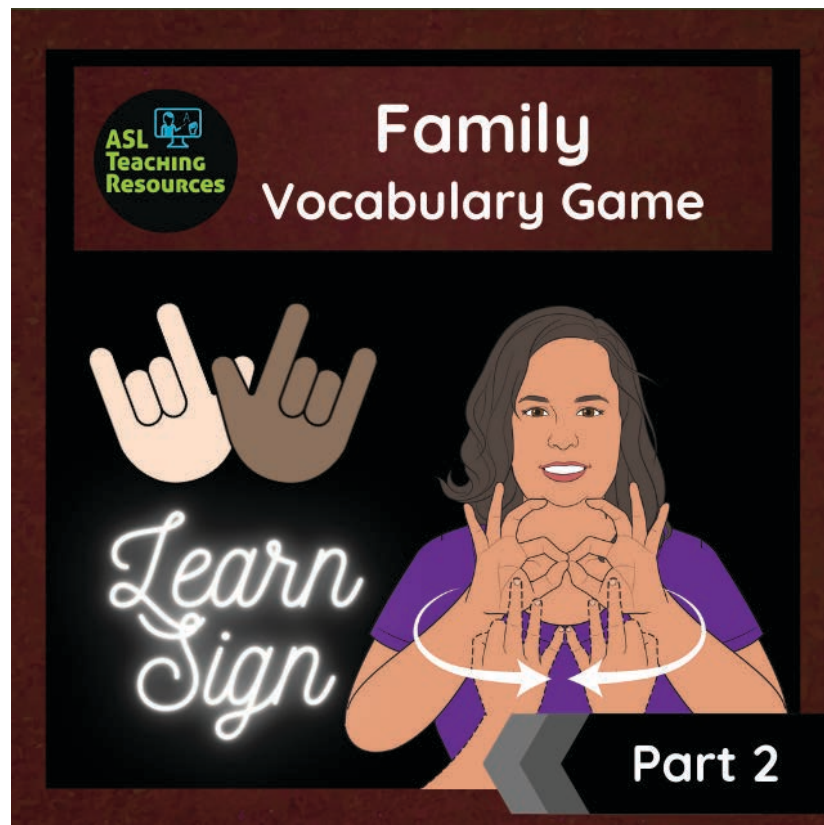
Get this set and more digitally [here](#).


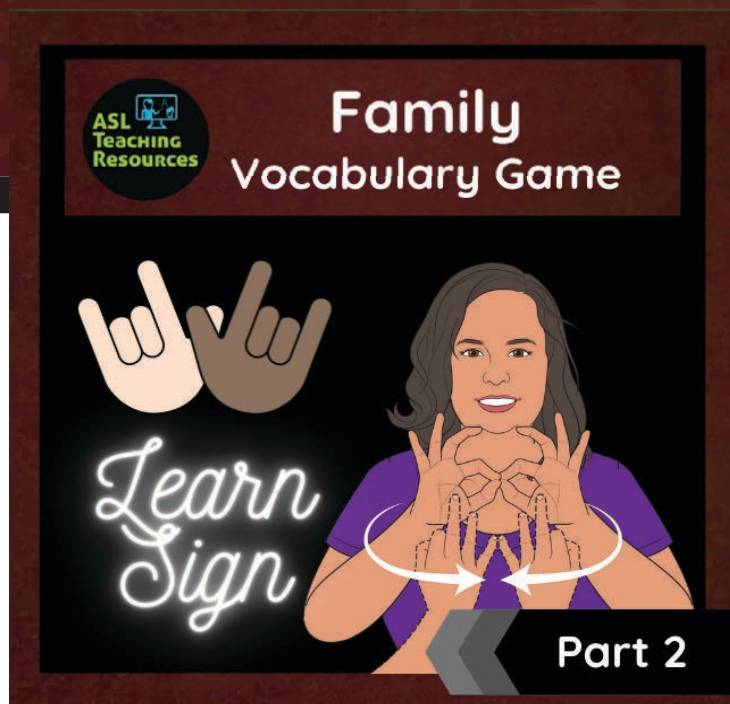


Google Slides included [here](#).



Get more ASL free with membership [here](#).





Click here for your personal link to the product you purchased.

Terms of Use: Your purchase includes personal and classroom use. If another person would like to have use of this product, please direct them to our site to purchase their own copy. Any parts of this product is not for commercial use.

3- Easy Steps

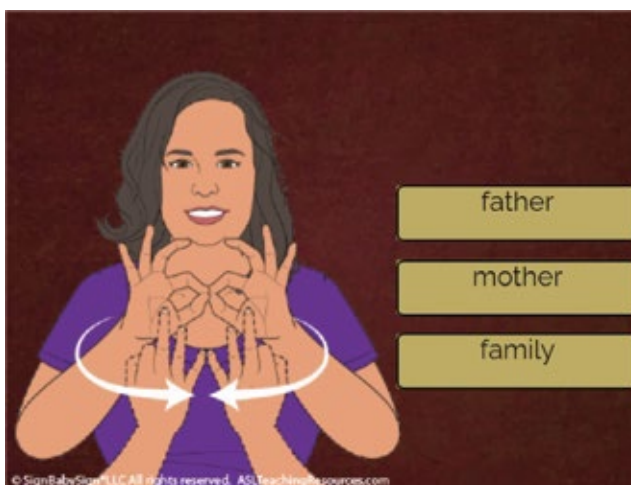


1. Save the link as a copy to share with your students.
2. Follow the directions on the slides.

3. Have fun!

Name

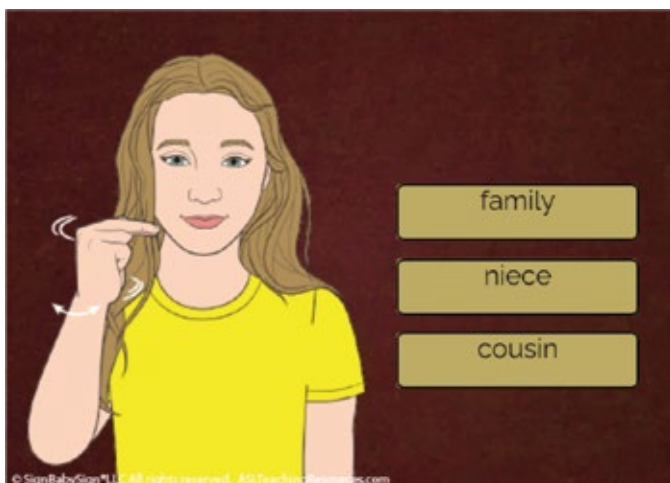
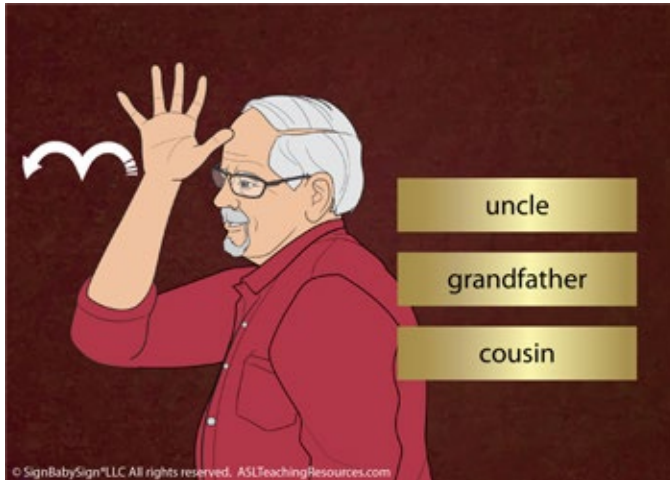
Date

Draw a line from the correct word to the sign.



Name

Date




Name

Date



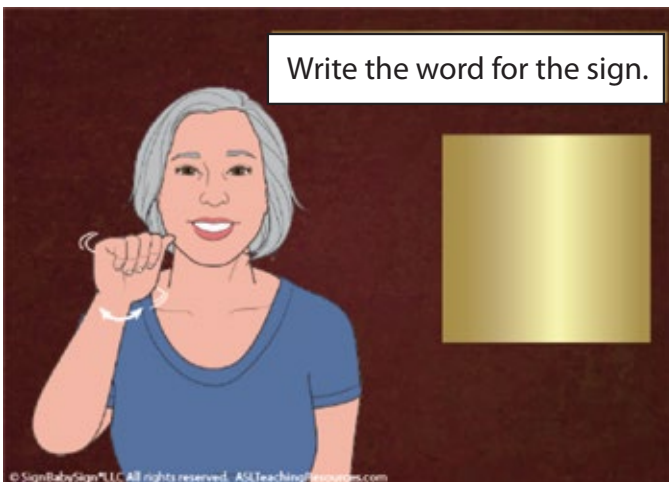
Name

Date



Name

Date




Name

Date



Name

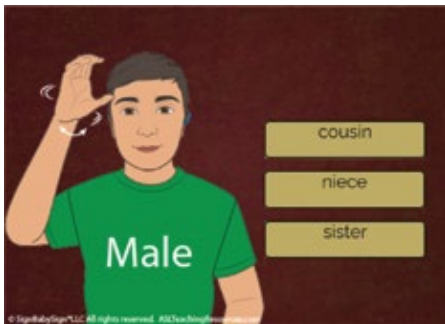

Date



Name

Date

Draw a line from the correct word to the sign.









Draw a line to put the letters in order to make the word.




Name

Date




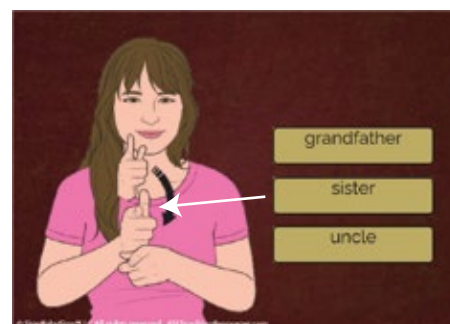
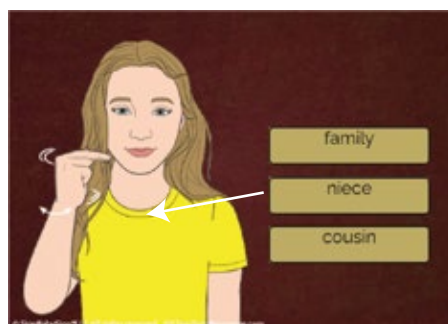
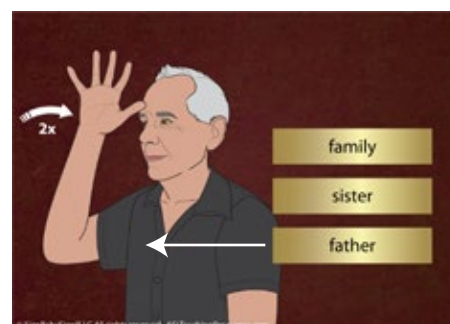
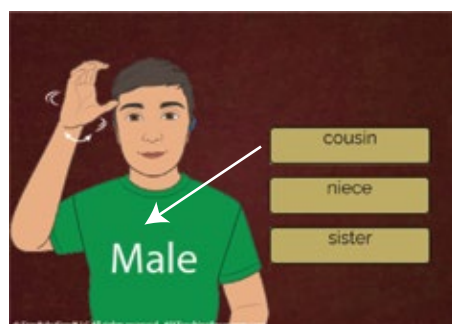
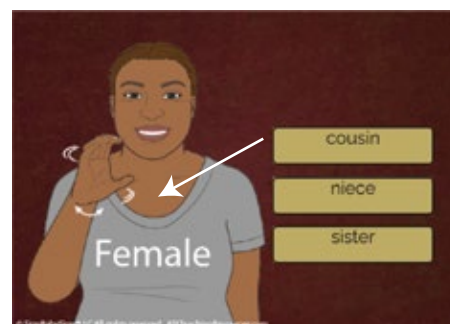
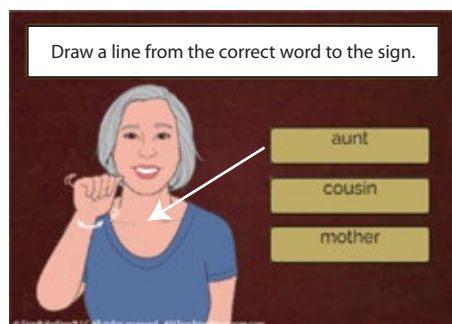
Name

Date

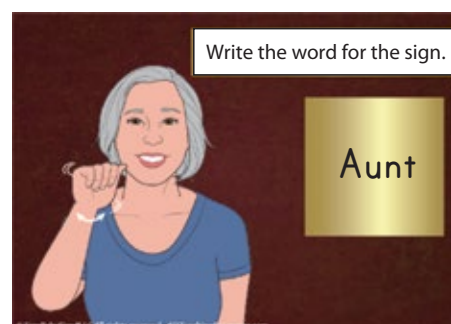
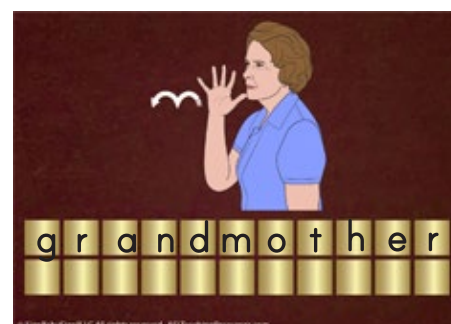


**Good
Job!**


Answer Sheet



Answer Sheet



Answer Sheet





Get UNLIMITED ASL Resources Now!



Let us make your worksheets!
Pick a plan and start accessing ASL Resources

About the Author

Cynthia Long is a Nationally Certified Interpreter and the founder of Sign Baby Sign LLC. She has extensive experience homeschooling and interpreting in the classroom for primary, secondary, and post-secondary levels; she is dedicated to providing ASL teaching resources to schools and families across the U.S. All of the ASL resources on ASLTeachingResources.com are developed from years of experience in educational systems as a Nationally Certified ASL Interpreter.



By downloading, you agree to the terms of use:



You may

- For personal use
- For your classroom and/or students (ONLY)
- Purchase multiple licenses to share with colleagues
- Become a member to get more ASL resources

You may not

- Post this item on a personal, classroom or district website
- Copy or modify any part to offer to others for free or paid
- Copy or give to other teachers or colleagues

Feedback

Remember to leave feedback on your purchases to help others know the quality of this product.

Membership saves you money.



<https://aslteachingresources.com/member-info>
<https://aslteachingresources.com/sign-club>

Learn Sign the Fun Way



JOIN NOW



Member Benefits:

For Individuals & Schools

- Core-Content Worksheets
- Lesson Plan Books
- Flash Cards & Label Cards
- Wall Charts
- Dice & Other Games
- ASL Word of the Day Podcast
- Sign Club Series
- Online Video Dictionary
- Online ASL Courses
- Professional Development
- DIY Projects
- ASL Gift Shop
- Sight Words
- And more...Everything is ASL!

Subscribe: Search for "ASL Teaching Resources"

[Podcast](#)

[YouTube](#)

[TikTok](#)

[Facebook](#)

[Twitter](#)

[ASL Courses](#)

[Instagram](#)

[Pinterest](#)

[Sign Club](#)

CLICK - PRINT - Teach

See our Amazon books!

<https://amzn.to/3Gv2wqg>



A note from the founder: Our ASL Resources promote a successful learning experience that is both educational and fun. Whether you're using it for differentiation, extension activities or just for fun, become a member today and start saving hours of prep time. We have everything you need!



Happy Signing!

Cynthia F. Long, Founder
SignBabySign, LLC
ASLTeachingResources.com

