


Valentine 🤘🤘 Coloring Sheets



More Valentine
Resources [here](#).



Get more ASL free with
membership [here](#).



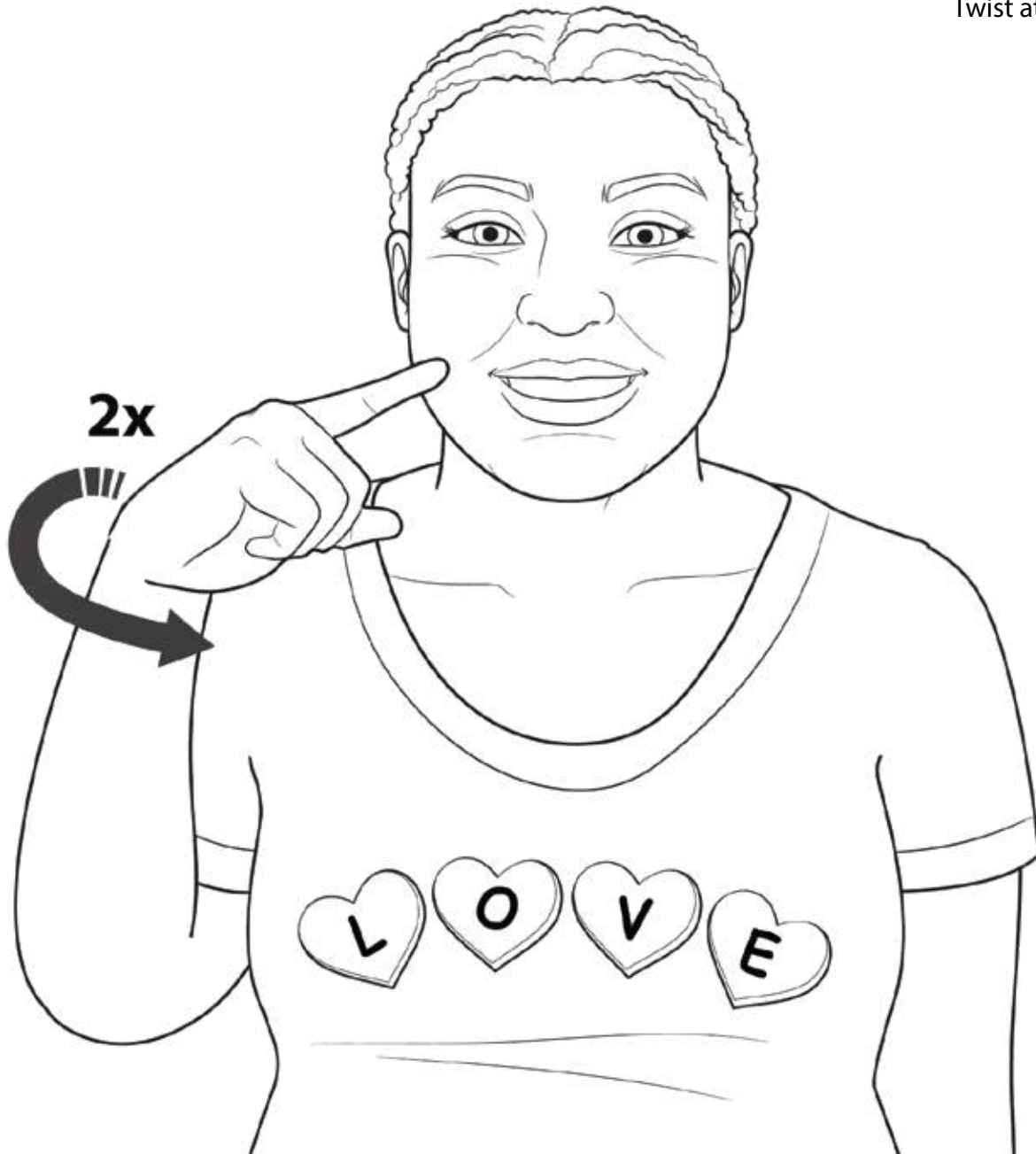
Name _____

Date _____

Directions: Write the word for the sign.

CANDY

Twist at wrist 2x.



Name

Date

Directions: Write the word for the sign.

CHOCOLATE

Right "C" hand circles on hand 2x.



Name

Directions: Write the word for the sign.

Date

FLOWER

With O-Hand move right to left at the nose.



Name

Date

Directions: Write the word for the sign.

FRIEND

Fingers interlock then reverse position.



Name

Date

Directions: Write the word for the sign.

GIFT

Hands move forward in an upward arch.



Name

Date

Directions: Write the word for the sign.

HEART

Middle finger touches heart 2x.



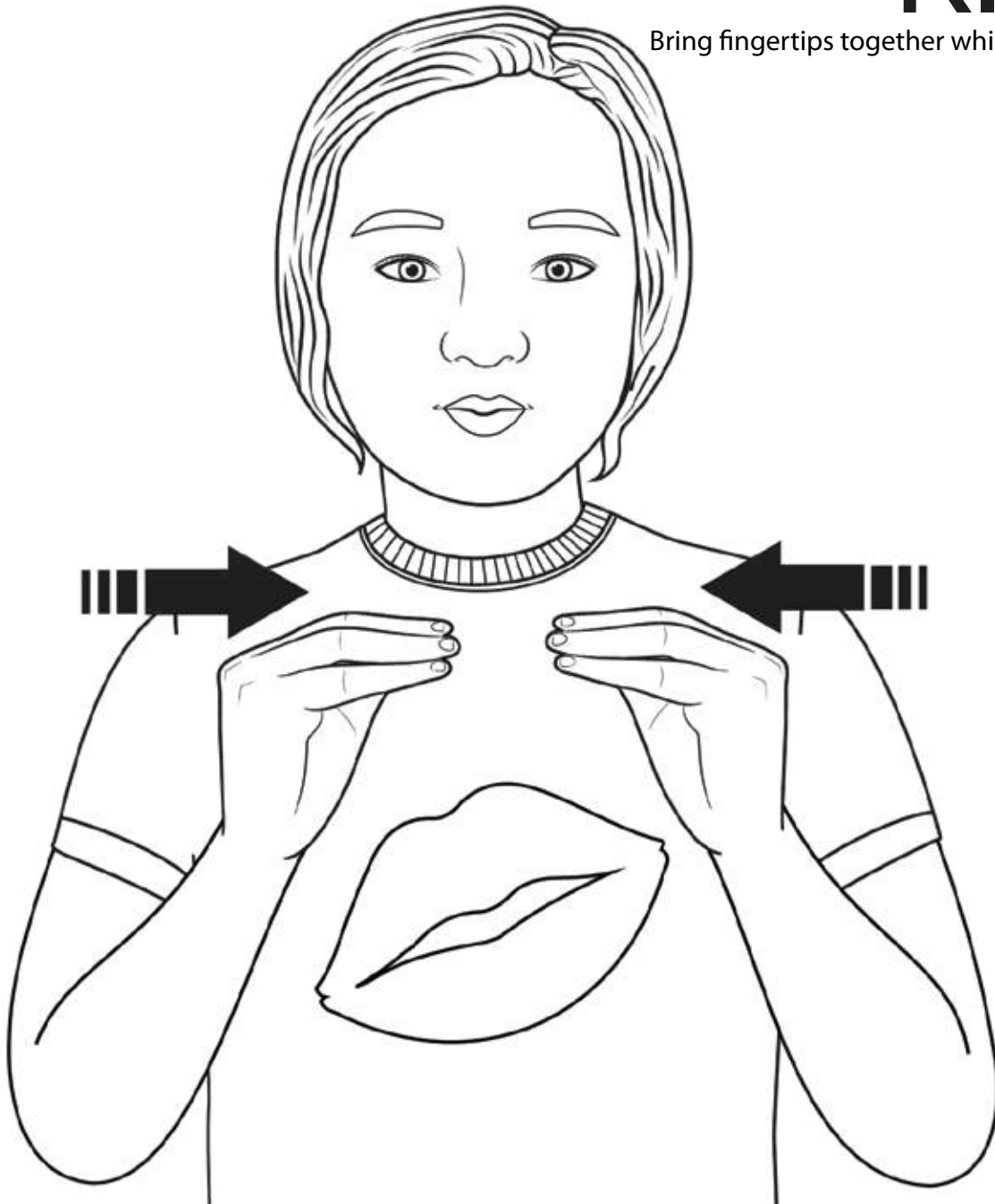
Name _____

Date _____

Directions: Write the word for the sign.

KISS

Bring fingertips together while puckering.




Name

Date

Directions: Write the word for the sign.

LIKE

Thumb and middle finger on chest.
Bring hand forward while closing fingers.



Name

Date

Directions: Write the word for the sign.

LOVE

Cross fists on chest.



Name

Date

Directions: Write the word for the sign.

PINK

P-Hand drags down lips 2x.



Name

Date

Directions: Write the word for the sign.

RED

Index finger slides down lips 2x.




Name _____

Date _____


Directions: Write the word for the sign.

VALENTINE'S DAY

1. Make a heart with your middle fingers.
2. D-Hand lands on left arm.




2





Name _____

Date _____

Directions: Color and write a sentence about the picture.




Candy




Name _____

Date _____

Directions: Color and write a sentence about the picture.




Chocolate



Name _____

Date _____

Directions: Color and write a sentence about the picture.

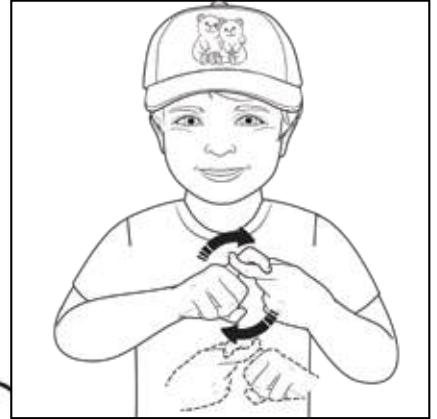


Flowers

Name _____

Date _____

Directions: Color and write a sentence about the picture.



Friend




Name _____

Date _____

Directions: Color and write a sentence about the picture.



Gift





Name _____

Date _____

Directions: Color and write a sentence about the picture.



Heart



Name _____

Date _____

Directions: Color and write a sentence about the picture.




Kiss



Name _____

Date _____

Directions: Color and write a sentence about the picture.



Like


Name _____

Date _____

Directions: Color and write a sentence about the picture.



Love



Name _____

Date _____

Directions: Color and write a sentence about the picture.



Pink



Name _____

Date _____

Directions: Color and write a sentence about the picture.




Red



Name _____

Date _____

Directions: Color and write a sentence about the picture.



Valentine's Day

HAPPY
VALENTINE'S
DAY



Click on Images



You'll love these too!



bit.ly/MoreASL



JOIN the ASLTR Community

- Stay up to date with ASL support
- Get FREE resources and coupons

CLICK HERE



<https://bit.ly/asl-update>



Let us make your worksheets!
Pick a plan and start accessing ASL Resources

About the Author

Cynthia Long is a Nationally Certified Interpreter and the founder of Sign Baby Sign LLC. She has extensive experience homeschooling and interpreting in the classroom for primary, secondary, and post-secondary levels and she is dedicated to providing ASL teaching resources to schools and families across the U.S. All of the ASL resources on ASLTeachingResources.com are developed from years of experience in educational systems as a Nationally Certified ASL Interpreter.



By purchasing, you agree to the terms of use:



You may

- For personal use
- Make copies for your classroom, children, or personal use
- Purchase multiple licenses or additional products to share
- Become a member to get more ASL resources

You may not

- Post this item on a personal or district website (contact us for permission)
- Modify any part to offer to others for free or paid
- Copy or give to other teachers or colleagues

Feedback

Remember to leave feedback on your purchases to help others know the quality of this product.

Membership saves you money.



<https://bit.ly/aslinfo>

Learn Sign the Fun Way



JOIN NOW



Member Benefits:

For Individuals & Schools

- Core-Content Worksheets
- Lesson Plan Books
- Flash Cards & Label Cards
- Wall Charts
- Dice & Other Games
- ASL Word of the Day Podcast
- Sign Club Series
- Online Video Dictionary
- Online ASL Courses
- Professional Development
- DIY Projects
- ASL Gift Shop
- Sight Words
- And more...Everything is ASL!

More Sign Language!

bit.ly/MoreASL



CLICK - PRINT - Teach

See our Amazon books!

<https://amzn.to/3Gv2wqq>

amazon

A note from the founder: Our ASL Resources promote a successful learning experience that is both educational and fun. Whether you're using it for differentiation, extension activities or just for fun, become a member today and start saving hours of prep time. We have everything you need!



Happy Signing!

Cynthia F. Long, Founder
SignBabySign, LLC
ASLTeachingResources.com

