

Emotions Vocabulary Game

This flashcard set contains 37 large cards, 37 small cards and answer key.



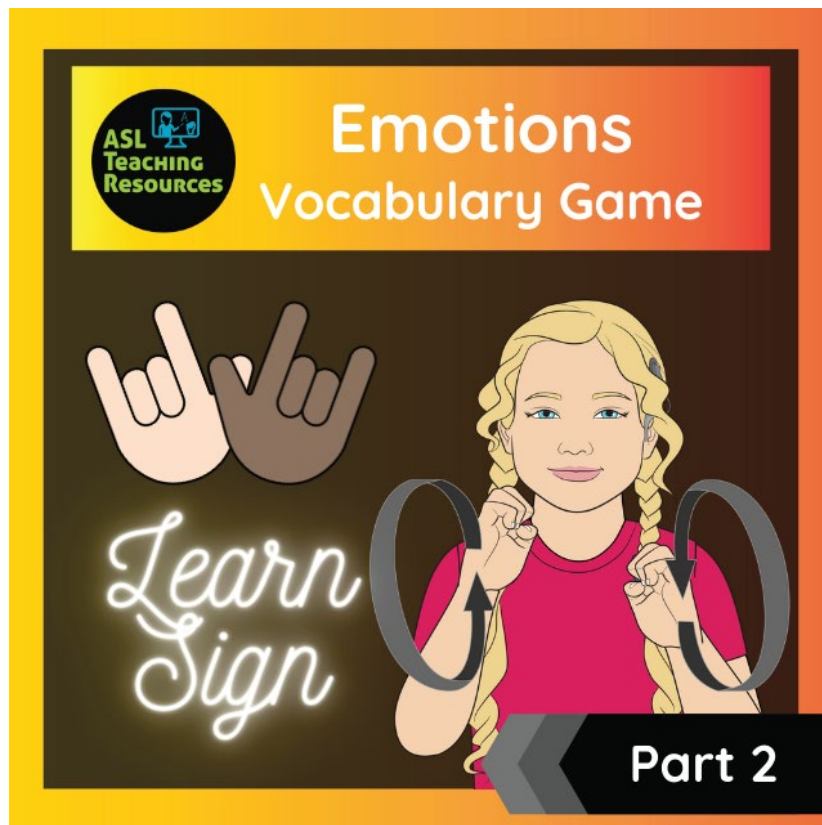
Get this set and more digitally [here](#).




Google Slides included [here](#).



Get more ASL free with membership [here](#).





Click here for your personal link to the product you purchased.

Terms of Use: Your purchase includes personal and classroom use. If another person would like to have use of this product, please direct them to our site to purchase their own copy. Any parts of this product is not for commercial use.

3- Easy Steps

1. Save the link as a copy to share with your students.
2. Follow the directions on the slides.

3. Have fun!

Name _____

Date _____

Draw a line from the correct word to the sign.



bored

don't like

proud



tired

sad

cry

1




don't like

scared

silly

1



happy

proud

feel fine

feel fine

silly

happy

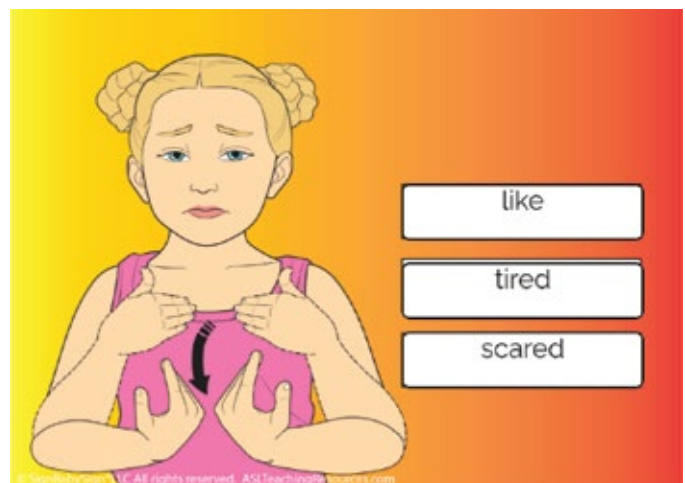
tired

like

don't like

Name _____

Date _____



Name _____

Date _____

Draw a line to put the letters in order to make the word.



r	d	o	b	e

© SignBabySign® LLC All rights reserved. ASLTeachingResources.com



y	c	r

© SignBabySign® LLC All rights reserved. ASLTeachingResources.com



n	d	t	o		i	k	e

© SignBabySign® LLC All rights reserved. ASLTeachingResources.com



f	e	l	e		e	i	f

© SignBabySign® LLC All rights reserved. ASLTeachingResources.com



a	h	y	p	p

© SignBabySign® LLC All rights reserved. ASLTeachingResources.com



i	e	l	k

© SignBabySign® LLC All rights reserved. ASLTeachingResources.com

Name _____

Date _____



d	a	m

© SignBabySign® LLC All rights reserved. ASLTeachingResources.com



r	p	d	o	u

© SignBabySign® LLC All rights reserved. ASLTeachingResources.com



s	d	a

© SignBabySign® LLC All rights reserved. ASLTeachingResources.com



a	s	r	d	c	e

© SignBabySign® LLC All rights reserved. ASLTeachingResources.com



l	y	s	l	i

© SignBabySign® LLC All rights reserved. ASLTeachingResources.com

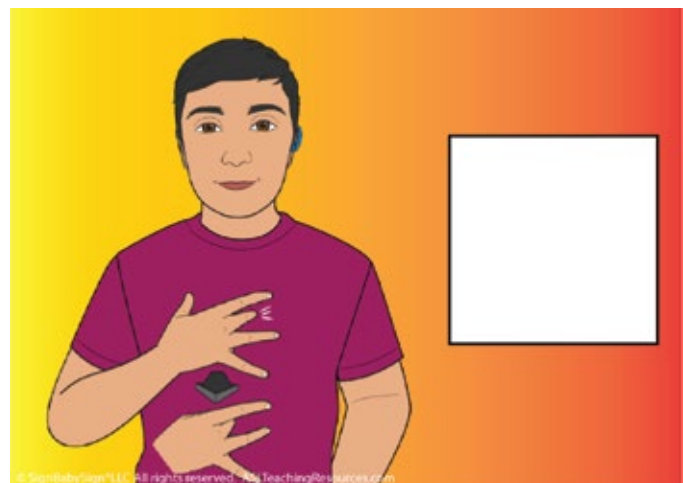

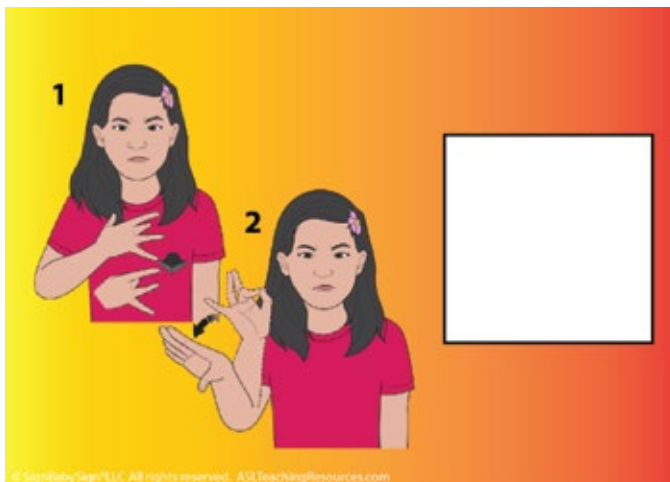
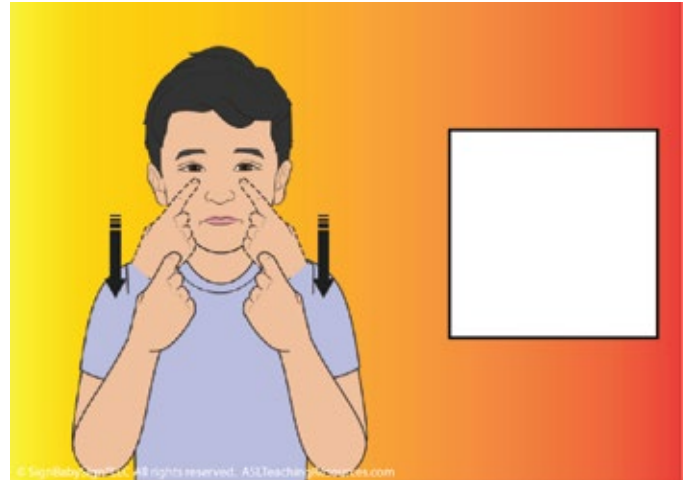
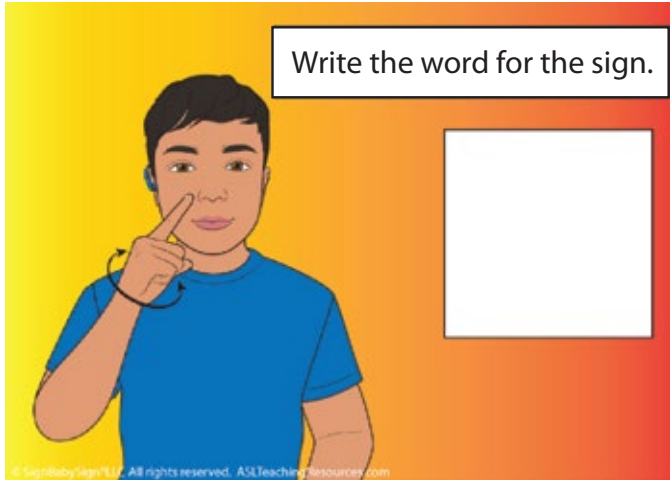


i	t	r	d	e

© SignBabySign® LLC All rights reserved. ASLTeachingResources.com



Name _____

Date _____



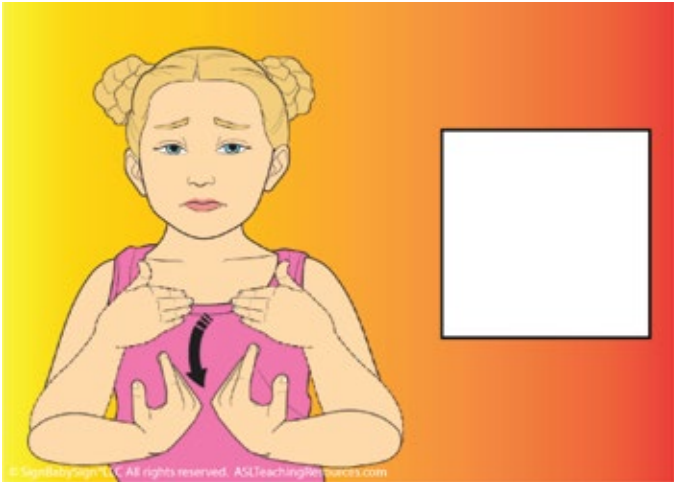
Name

Date



Name _____


Date _____



Name _____

Date _____

Draw a line from the correct word to the sign.



bored

don't like

proud



tired

sad

cry

1



2



don't like

scared

silly

1




2



happy

proud

feel fine



feel fine

silly

happy



tired

like

don't like



mad

happy

cry



scared

proud


bored



sad

scared

happy



feel fine

scared


don't like



like

silly

tired



like


tired

scared

Drag the letters to make the word.



r d o b e



y c r

1



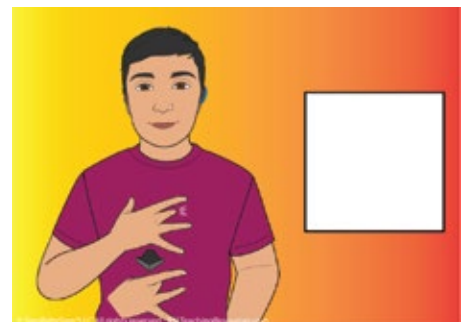

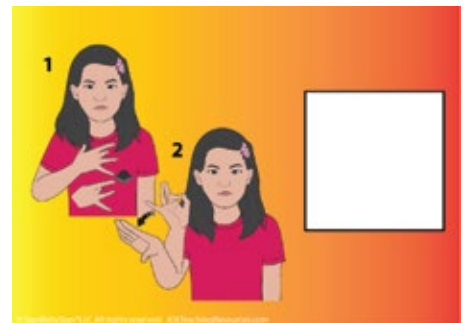

2



n d t o i k l e

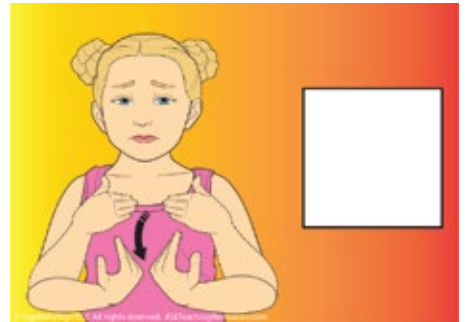
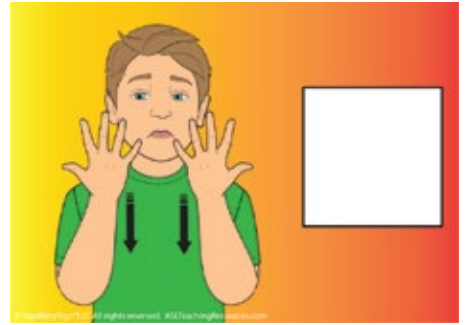

Name

Date





Name

Date




Answer Sheet


Draw a line from the correct word to the sign.




1







2




1



2



Draw a line to put the letters in order to make the word.






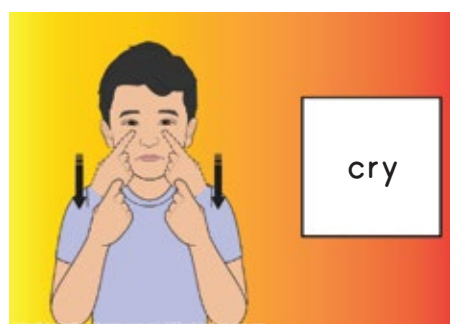
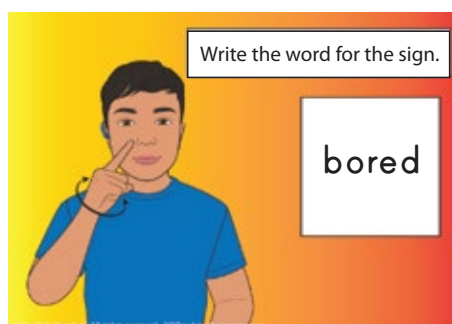

1





2



Answer Sheet



Answer Sheet



SIGNING STARS



SPECIAL EDUCATION CLASSROOM

Must Haves

Your students
can be
Signing Stars



Steps



Posters



Videos



Minutes



Bonuses

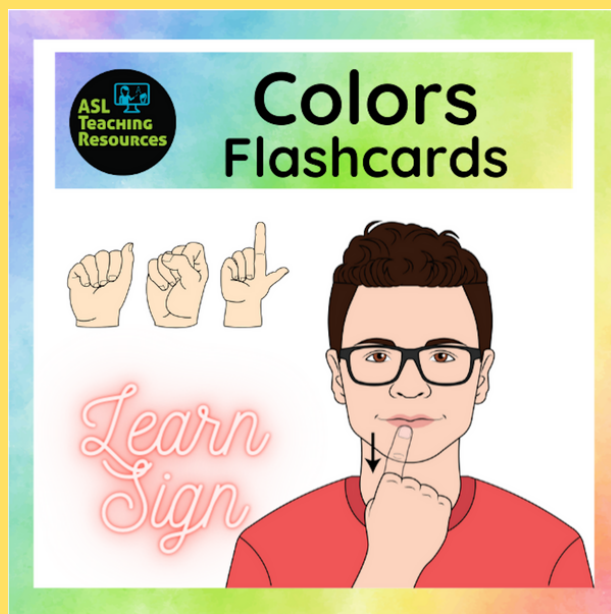
Yes! I want this!



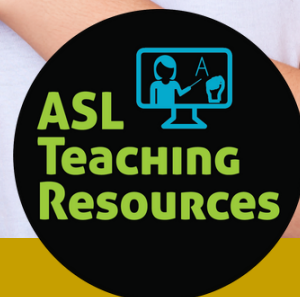
bit.ly/pro-sped



Click on Images



Check these out!



bit.ly/MoreASL



Choose from hundreds of low-prep ASL resources.



Let us make your worksheets!
Pick a plan and start accessing ASL Resources

About the Author

Cynthia Long is a Nationally Certified Interpreter and the founder of Sign Baby Sign LLC. She has extensive experience homeschooling and interpreting in the classroom for primary, secondary, and post-secondary levels and she is dedicated to providing ASL teaching resources to schools and families across the U.S. All of the ASL resources on ASLTeachingResources.com are developed from years of experience in educational systems as a Nationally Certified ASL Interpreter.



By purchasing, you agree to the terms of use:



You may

- For personal use
- Make copies for your classroom, children, or personal use
- Purchase multiple licenses or additional products to share
- Become a member to get more ASL resources

You may not

- Post this item on a personal or district website (contact us for permission)
- Modify any part to offer to others for free or paid
- Copy or give to other teachers or colleagues

Feedback

Remember to leave feedback on your purchases to help others know the quality of this product.

Membership saves you money.



<https://bit.ly/aslinfo>

Learn Sign the Fun Way



JOIN NOW



Member Benefits:

For Individuals & Schools

- Core-Content Worksheets
- Lesson Plan Books
- Flash Cards & Label Cards
- Wall Charts
- Dice & Other Games
- ASL Word of the Day Podcast
- Sign Club Series
- Online Video Dictionary
- Online ASL Courses
- Professional Development
- DIY Projects
- ASL Gift Shop
- Sight Words
- And more...Everything is ASL!

More Sign Language!

bit.ly/MoreASL



CLICK - PRINT - Teach

See our Amazon books!

<https://amzn.to/3Gv2wqq>

amazon

A note from the founder: Our ASL Resources promote a successful learning experience that is both educational and fun. Whether you're using it for differentiation, extension activities or just for fun, become a member today and start saving hours of prep time. We have everything you need!



Happy Signing!

Cynthia F. Long, Founder

SignBabySign, LLC

ASLTeachingResources.com

