

# Emotions 🖐️🖐️ Coloring Sheets



More Lesson  
Worksheets [here](#).



Get more ASL free with  
membership [here](#).



Name \_\_\_\_\_

Date \_\_\_\_\_

Directions: Write the word for the sign.

# BORED

Twist finger on side of nose.



---

---

---


Name \_\_\_\_\_

Date \_\_\_\_\_

Directions: Color and write a sentence about the picture.



Bored



\_\_\_\_\_

\_\_\_\_\_

\_\_\_\_\_

\_\_\_\_\_

\_\_\_\_\_

**Name**

**Date**

Directions: Write the word for the sign.

# CRY

Alternate fingers down cheeks.



---

---

---


Name \_\_\_\_\_

Date \_\_\_\_\_

Directions: Color and write a sentence about the picture.



Cry



\_\_\_\_\_

\_\_\_\_\_

\_\_\_\_\_

\_\_\_\_\_

\_\_\_\_\_

Name \_\_\_\_\_

Directions: Write the word for the sign.

Date \_\_\_\_\_

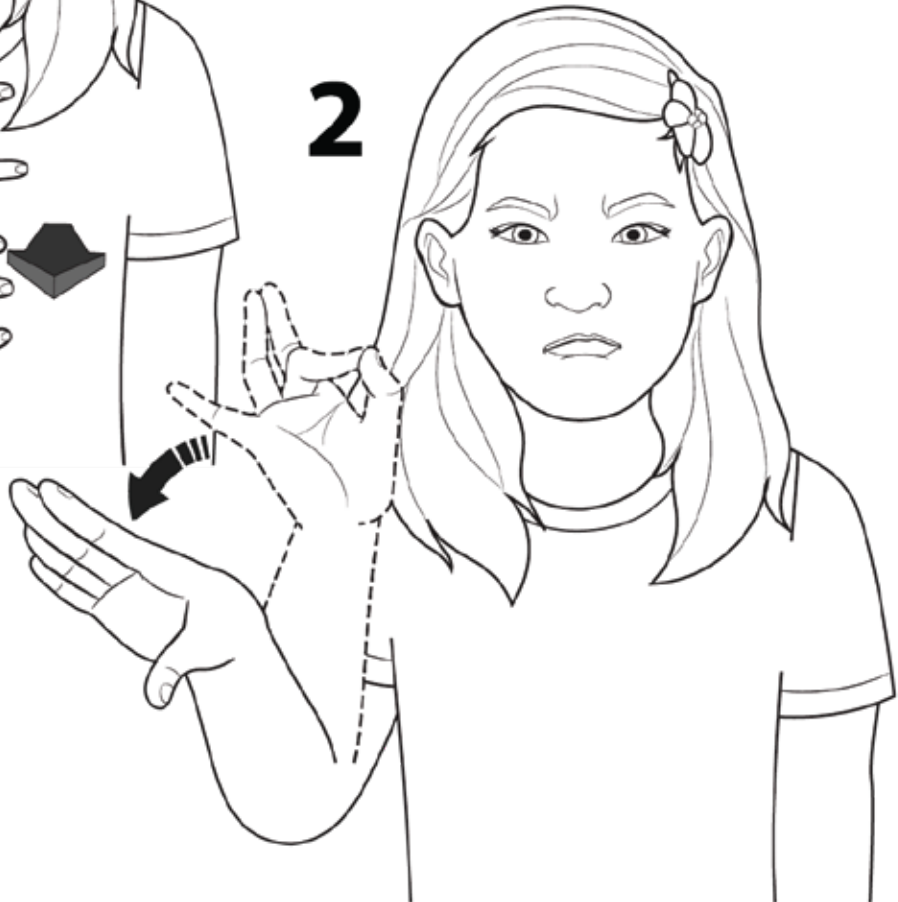
# DON'T LIKE

1. Thumb and middle finger on chest. Bring hand forward while closing fingers.
2. Throw hand out, palm ending down.

1



2



---

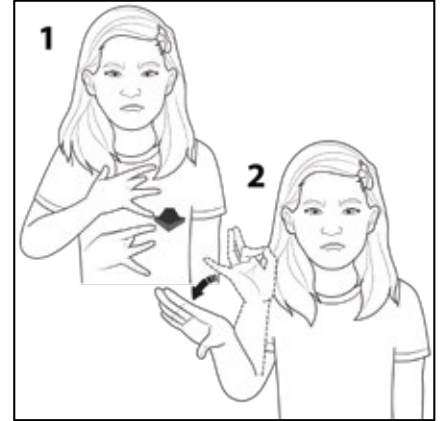
---

---


Name \_\_\_\_\_

Date \_\_\_\_\_

Directions: Color and write a sentence about the picture.



Don't Like



\_\_\_\_\_

-----

\_\_\_\_\_

-----

\_\_\_\_\_

**Name**

Directions: Write the word for the sign.

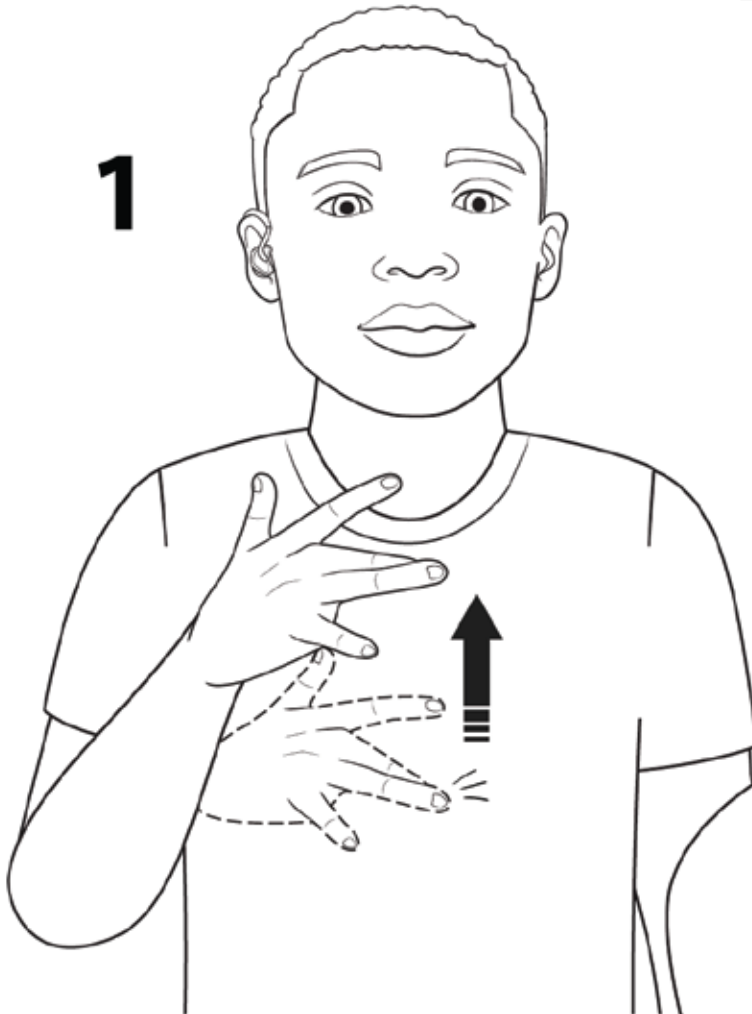
**Date**

# FEEL FINE


1. Middle finger brushes upward off chest 2x.

2. Thumb taps chest 2x.

**1**



**2**



---

---

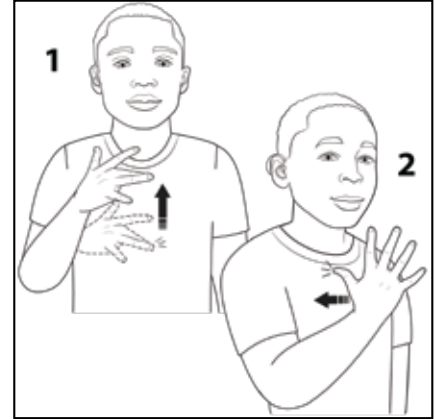
---




Name \_\_\_\_\_

Date \_\_\_\_\_

Directions: Color and write a sentence about the picture.



Feel Fine



\_\_\_\_\_

\_\_\_\_\_

\_\_\_\_\_

\_\_\_\_\_

\_\_\_\_\_

Name \_\_\_\_\_

Date \_\_\_\_\_

Directions: Write the word for the sign.

# HAPPY

Move up and off chest 2x.



---

---

---


Name \_\_\_\_\_

Date \_\_\_\_\_

Directions: Color and write a sentence about the picture.



Happy



---

---

---

---

---

---


**Name**

**Date**

Directions: Write the word for the sign.

# LIKE

Thumb and middle finger on chest.  
Bring hand forward while closing fingers.



---

---

---


Name \_\_\_\_\_

Date \_\_\_\_\_

Directions: Color and write a sentence about the picture.



Like



\_\_\_\_\_

\_\_\_\_\_

\_\_\_\_\_

\_\_\_\_\_

\_\_\_\_\_

**Name**

**Date**

Directions: Write the word for the sign.

# MAD

Claw hand moves up with slight curve.



---

---

---


Name \_\_\_\_\_

Date \_\_\_\_\_

Directions: Color and write a sentence about the picture.



Mad



\_\_\_\_\_

-----

\_\_\_\_\_

-----

\_\_\_\_\_

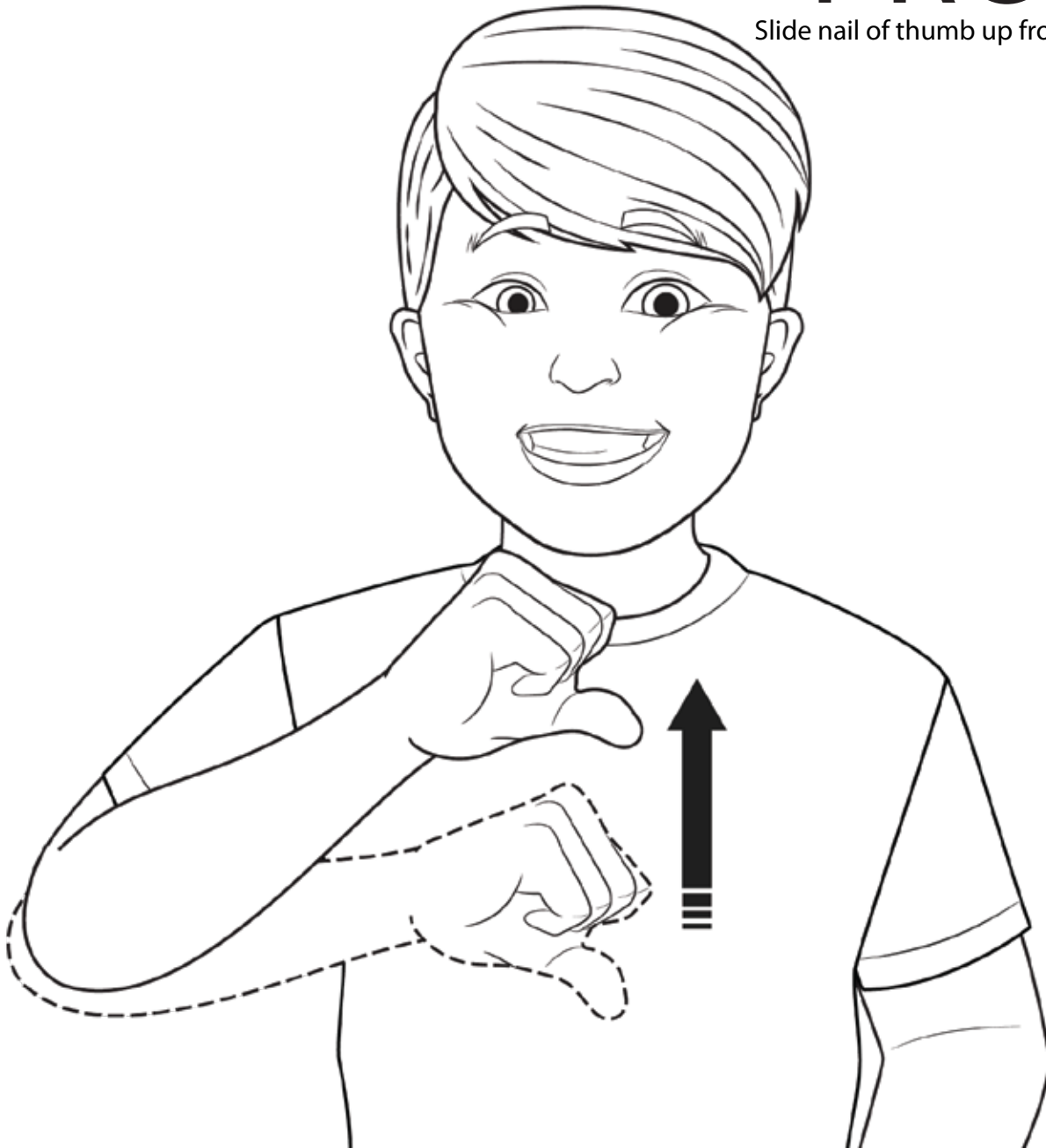
**Name**

**Date**

Directions: Write the word for the sign.

# PROUD

Slide nail of thumb up from belly to chest.



---

---

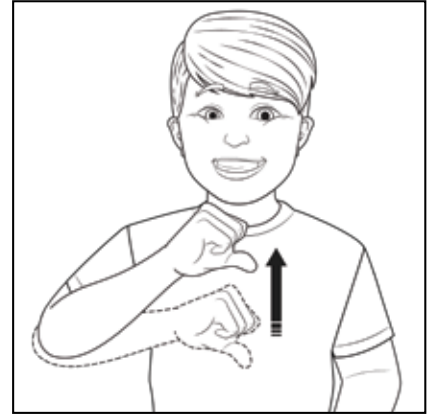
---




Name \_\_\_\_\_

Date \_\_\_\_\_

Directions: Color and write a sentence about the picture.



Proud



\_\_\_\_\_

\_\_\_\_\_

\_\_\_\_\_

\_\_\_\_\_

\_\_\_\_\_

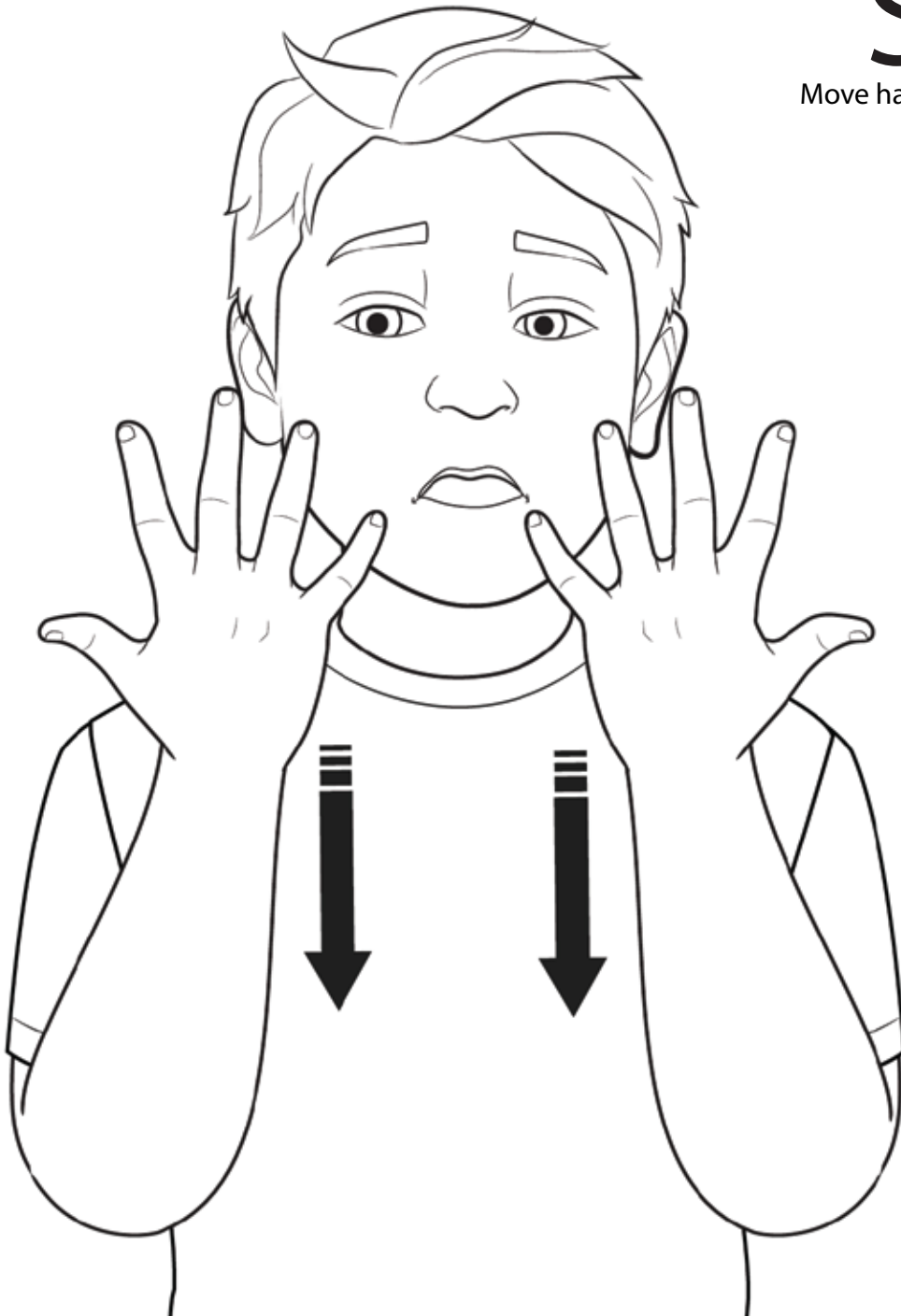
**Name**

**Date**

Directions: Write the word for the sign.

**SAD**

Move hands down slightly.



---

---

---


Name \_\_\_\_\_

Date \_\_\_\_\_

Directions: Color and write a sentence about the picture.



Sad



---

---

---

---

---

---

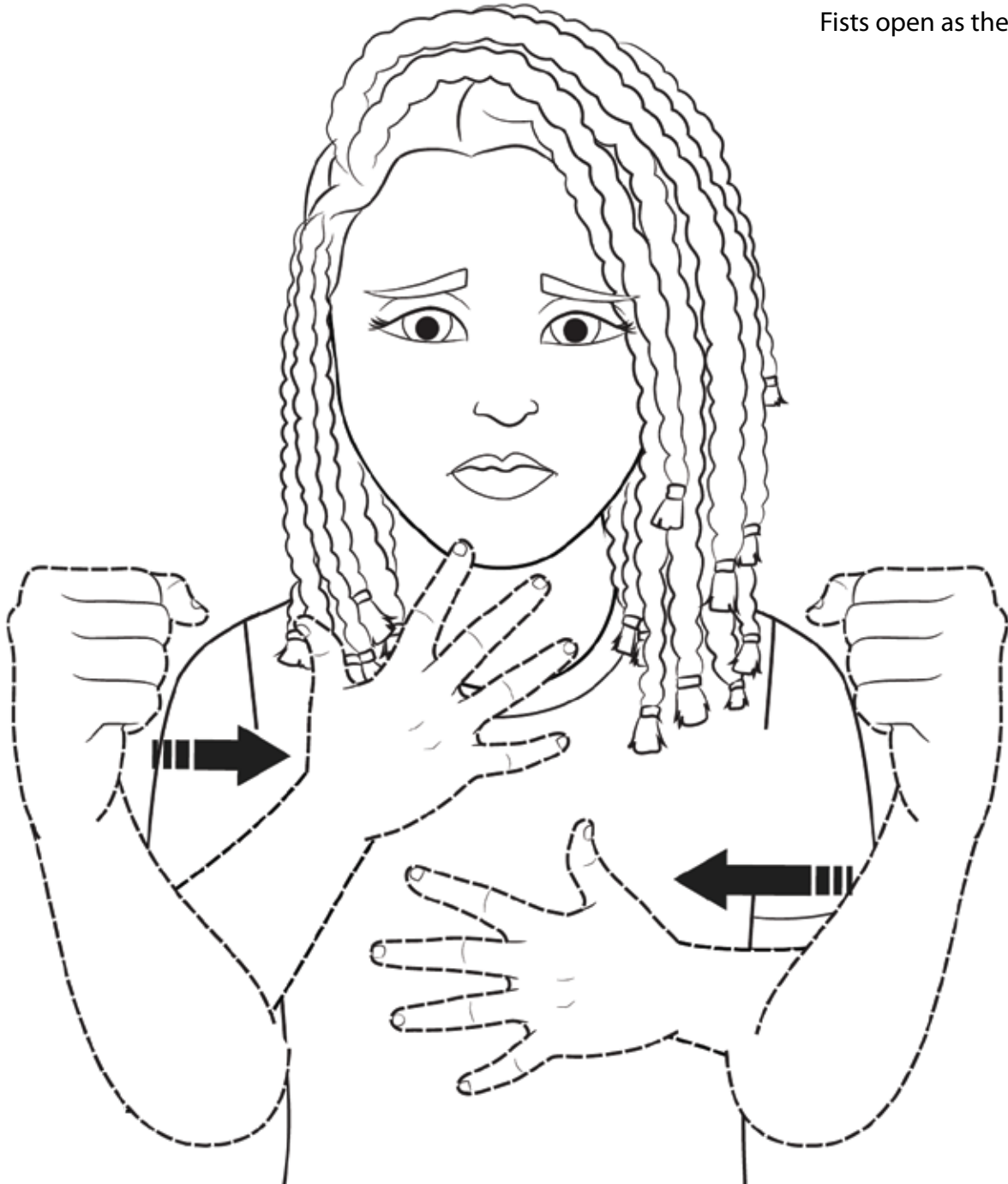
Name \_\_\_\_\_

Date \_\_\_\_\_

Directions: Write the word for the sign.

# SCARED

Fists open as they move in.



---

---

---


Name \_\_\_\_\_

Date \_\_\_\_\_

Directions: Color and write a sentence about the picture.



Scared



---

---

---

---

---

---

**Name**

**Date**

Directions: Write the word for the sign.

# SILLY

"Y" hand moves off nose 2x.




Name \_\_\_\_\_

Date \_\_\_\_\_

Directions: Color and write a sentence about the picture.



Silly



---

---

---

---

---

---

**Name**

**Date**

Directions: Write the word for the sign.

# TIRED

Fingers stay on chest.  
Pivot/slump wrist downward.



---

---

---




Name \_\_\_\_\_

Date \_\_\_\_\_

Directions: Color and write a sentence about the picture.



Tired



\_\_\_\_\_

-----

\_\_\_\_\_

-----

\_\_\_\_\_



# Get UNLIMITED ASL Resources Now!



Let us make your worksheets!  
Pick a plan and start accessing ASL Resources

## About the Author

Cynthia Long is a Nationally Certified Interpreter and the founder of Sign Baby Sign LLC. She has extensive experience homeschooling and interpreting in the classroom for primary, secondary, and post-secondary levels; she is dedicated to providing ASL teaching resources to schools and families across the U.S. All of the ASL resources on [ASLTeachingResources.com](http://ASLTeachingResources.com) are developed from years of experience in educational systems as a Nationally Certified ASL Interpreter.



By downloading, you agree to the terms of use.

You may	You may not
<ul style="list-style-type: none"> <li>- For personal use</li> <li>- For your classroom and/or students (ONLY)</li> <li>- Purchase multiple licenses to share with colleagues</li> <li>- Become a member to get more ASL resources</li> </ul>	<ul style="list-style-type: none"> <li>- Post this item on a personal, classroom or district website</li> <li>- Copy or modify any part to offer to others for free or paid</li> <li>- Copy or give to other teachers or colleagues</li> </ul>

## Feedback

Remember to leave feedback on your purchases to help others know the quality of this product.

**Membership saves you money.**



Free Sign Club: <http://bit.ly/SignClub>

# ASL Resources

Hundreds of resources for busy teachers!  
**Join Now!**

[ASLTeachingResources.com/memberships](https://ASLTeachingResources.com/memberships)

## Member Benefits:

### For Individuals & Schools

- Core-Content Worksheets
- Lesson Plan Books
- Flash Cards & Label Cards
- Wall Charts
- Dice & Other Games
- ASL Word of the Day Podcast
- Sign Club Series
- Online Video Dictionary
- Online ASL Courses
- Professional Development
- DIY Projects
- ASL Gift Shop
- Sight Words
- And more...Everything is ASL!

## Subscribe: Search for "ASL Teaching Resources"

[Podcast](#)

[YouTube](#)

[TikTok](#)

[Facebook](#)

[Twitter](#)

[ASL Courses](#)

[Instagram](#)

[Pinterest](#)

[Sign Club](#)

**CLICK - PRINT - Teach**

A note from the founder: Our ASL Resources promote a successful learning experience that is both educational and fun. Whether you're using it for differentiation, extension activities or just for fun, become a member today and start saving hours of prep time. We have everything you need!



### Happy Signing!

Cynthia F. Long, Founder  
SignBabySign, LLC  
[ASLTeachingResources.com](https://ASLTeachingResources.com)

