

# Emotions Flashcards



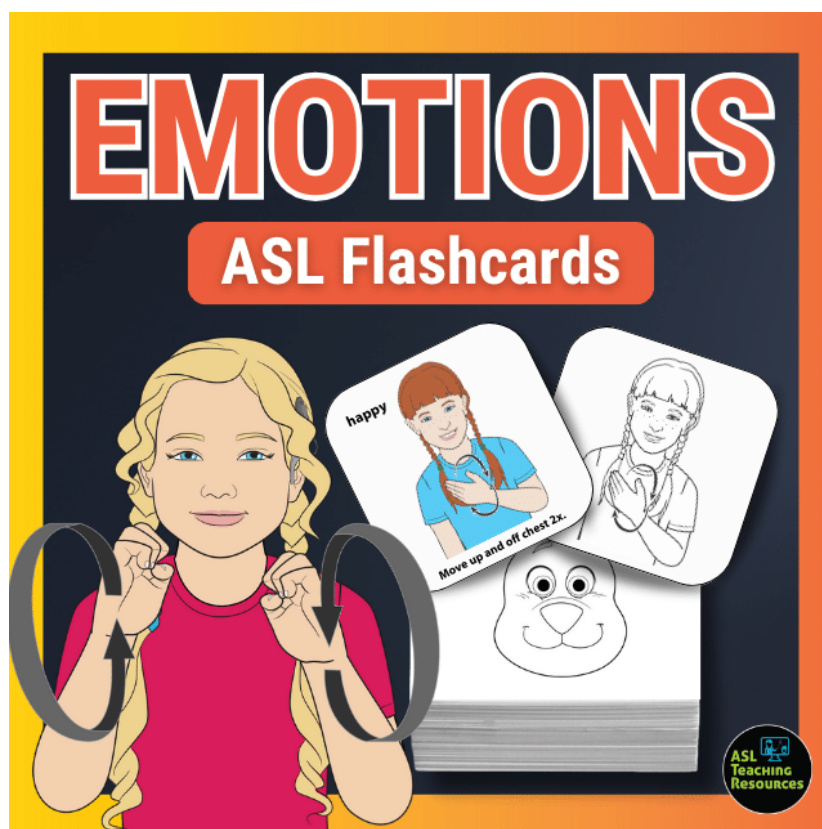
More Lesson Worksheets [here](#).



View Videos with QR Code



Get more ASL free with membership [here](#).



# Emotions

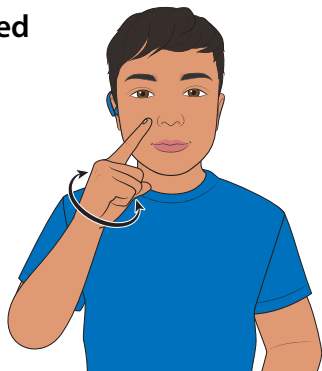


View videos  
with QR code.

Name \_\_\_\_\_

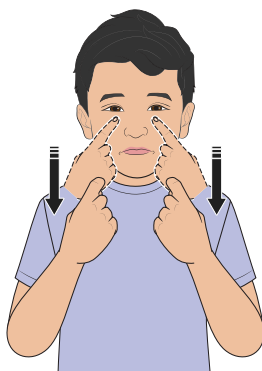
Collect the entire series.

**bored**



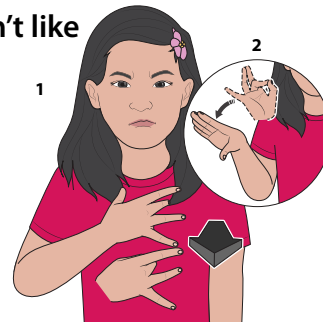
Twist finger on side of nose.

**cry**



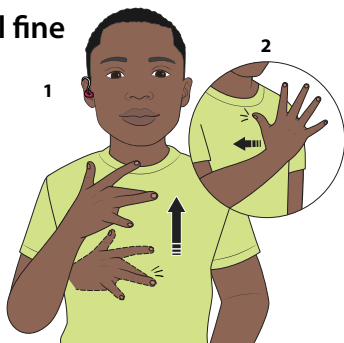
Alternate fingers down cheeks.

**don't like**




Thumb and middle finger on chest.  
Bring hand forward while closing fingers.  
Throw hand out, palm ending down.

**feel fine**




Middle finger brushes upward  
off chest 2x. Thumb taps chest 2x.

**happy**



Move up and off chest 2x.

**like**




Thumb and middle finger on chest.  
Bring hand forward while closing fingers.

**mad**



Claw hand moves up with slight curve.

**proud**



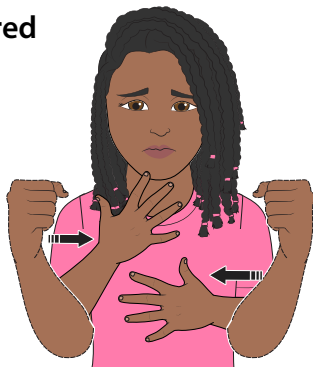
Slide nail of thumb up from belly to chest.

**sad**



Move hands down slightly.

**scared**




Fists open as they move in.

**silly**



Y-hand moves off nose 2x.

**tired**



Fingers stay on chest.  
Pivot/slump wrist downward.

# Emotions




View videos  
with QR code.

Name \_\_\_\_\_

Collect the entire series.


bored



cry



don't like



feel fine



happy



like




mad




proud




sad




scared



silly



tired



# Emotions





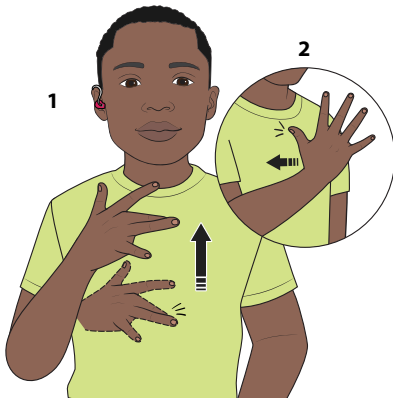
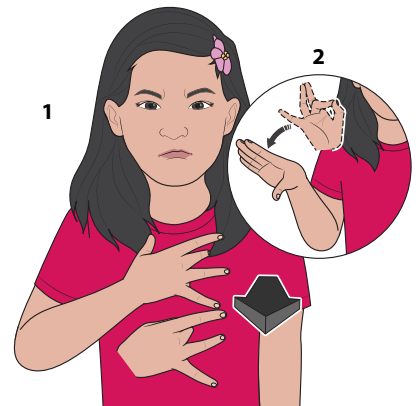
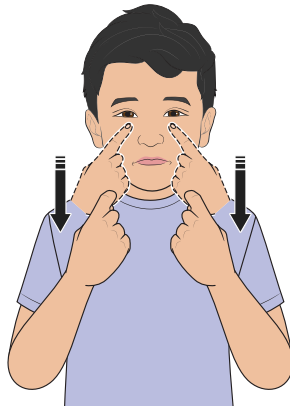



View videos  
with QR code.



\_\_\_\_\_  
Name

Collect the entire series.



# Emotions









View videos  
with QR code.



\_\_\_\_\_  
Name

Collect the entire series.





# Emotions




View videos  
with QR code.

Name \_\_\_\_\_

Collect the entire series.

**bored**



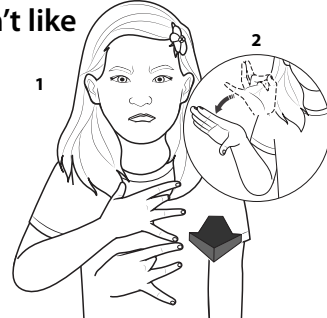
Twist finger on side of nose.

**cry**



Alternate fingers down cheeks.

**don't like**



Thumb and middle finger on chest.  
Bring hand forward while closing fingers.  
Throw hand out, palm ending down.

**feel fine**



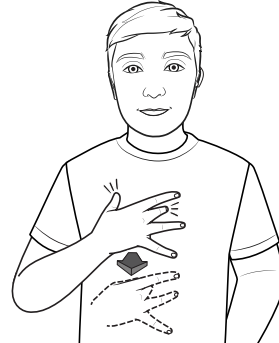
Middle finger brushes upward  
off chest 2x. Thumb taps chest 2x.

**happy**



Move up and off chest 2x.

**like**




Thumb and middle finger on chest.  
Bring hand forward while closing fingers.

**mad**



Claw hand moves up with slight curve.

**proud**



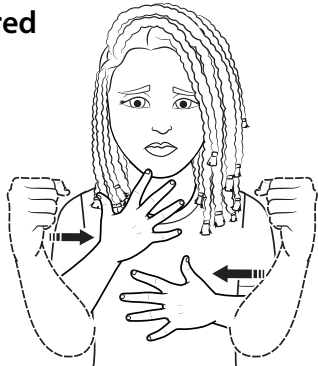
Slide nail of thumb up from belly to chest.

**sad**



Move hands down slightly.

**scared**



Fists open as they move in.

**silly**



Y-hand moves off nose 2x.

**tired**



Fingers stay on chest.  
Pivot/slump wrist downward.

# Emotions




View videos  
with QR code.


Name \_\_\_\_\_

Collect the entire series.


bored




cry




don't like




feel fine




happy



like




mad




proud




sad




scared



silly



tired



# Emotions

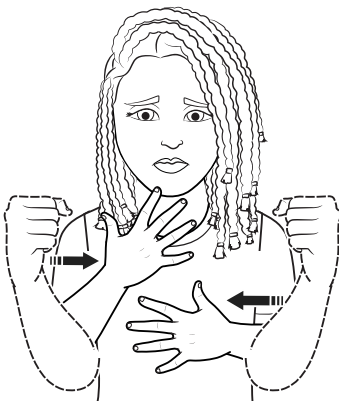
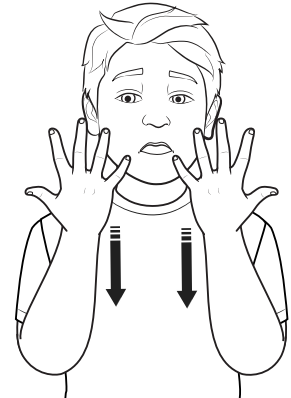
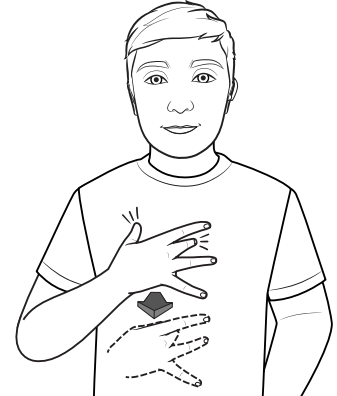
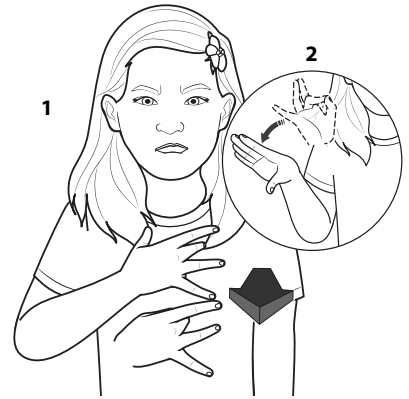


View videos  
with QR code.



Name \_\_\_\_\_

Collect the entire series.





# Emotions




View videos  
with QR code.


Name \_\_\_\_\_

Collect the entire series.


bored




cry




don't like




feel fine




happy




like




mad




proud




sad




scared



silly



tired



# **SIGN CLUB:**

## **IGNITE CURIOSITY, SPARK CONNECTIONS!**



## **Easy to Use**

# **CURRICULUM**

- Enhanced Communication Skills
- Inclusivity and Diversity
- Stimulate Cognitive Development
- Multi-sensory Learning
- Improve Fine Motor Skills
- Builds Social Skills Development
- Strengthened Vocabulary
- Boost Confidence
- Fun and Engaging Learning Activities
- Encourages Caregiver-Child Bonding



**Get Started**

**[bit.ly/SignClubWorkshop](https://bit.ly/SignClubWorkshop)**





Click on Images



You'll love these  
too!

[bit.ly/MoreASL](https://bit.ly/MoreASL)





# Choose from hundreds of low-prep ASL resources.



**Let us make your worksheets!**  
Pick a plan and start accessing ASL Resources

## About the Author

Cynthia Long is a Nationally Certified Interpreter and the founder of Sign Baby Sign LLC. She has extensive experience homeschooling and interpreting in the classroom for primary, secondary, and post-secondary levels and she is dedicated to providing ASL teaching resources to schools and families across the U.S. All of the ASL resources on [ASLTeachingResources.com](https://ASLTeachingResources.com) are developed from years of experience in educational systems as a Nationally Certified ASL Interpreter.



By purchasing, you agree to the terms of use:



### You may

- For personal use
- Make copies for your classroom, children, or personal use
- Purchase multiple licenses or additional products to share
- Become a member to get more ASL resources

### You may not

- Post this item on a personal or district website (contact us for permission)
- Modify any part to offer to others for free or paid
- Copy or give to other teachers or colleagues

## Feedback

Remember to leave feedback on your purchases to help others know the quality of this product.

Membership saves you money.



<https://bit.ly/aslinfo>



# Learn Sign the Fun Way



**JOIN NOW**



## Member Benefits:

### For Individuals & Schools

- Core-Content Worksheets
- Lesson Plan Books
- Flash Cards & Label Cards
- Wall Charts
- Dice & Other Games
- ASL Word of the Day Podcast
- Sign Club Series
- Online Video Dictionary
- Online ASL Courses
- Professional Development
- DIY Projects
- ASL Gift Shop
- Sight Words
- And more...Everything is ASL!

**More Sign Language!**

[bit.ly/MoreASL](http://bit.ly/MoreASL)



**CLICK - PRINT - Teach**

**See our Amazon books!**

<https://amzn.to/3Gv2wqq>

**amazon**

A note from the founder: Our ASL Resources promote a successful learning experience that is both educational and fun. Whether you're using it for differentiation, extension activities or just for fun, become a member today and start saving hours of prep time. We have everything you need!



**Happy Signing!**

**Cynthia F. Long, Founder**

SignBabySign, LLC

[ASLTeachingResources.com](http://ASLTeachingResources.com)

