

Silly

Level: Pre-K, K, 1, 2

Category: Emotions Activity Book

Topics: Exercise, Emotional Expression


Materials: Markers, paper plate, popsicle stick, scissor, glue

Students follow directions on each worksheet.

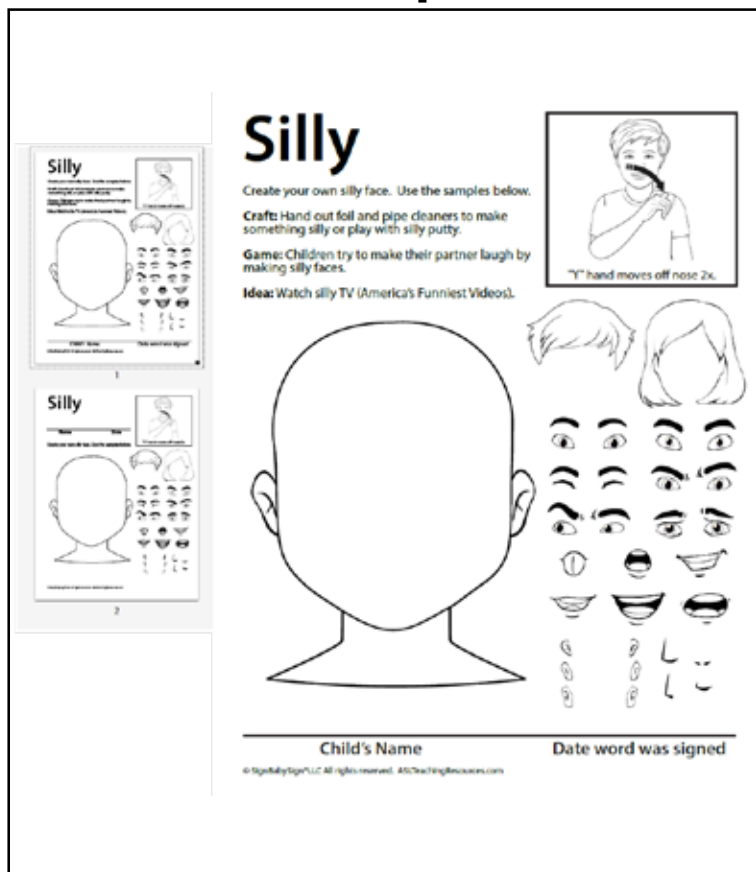
Craft: Students make silly face masks. Students draw silly faces on paper plates. Cut out holes for eyes then glue paper plates to a popsicle stick.

Game: "Freeze Tag", when a student is tagged they have to make a silly face and keep that face frozen until another student un-tags them.

Idea: Take group picture with students making a silly face and signing the word silly.



Example



ASLTeachingResources.com/Dictionary



Silly



"Y" hand moves off nose 2x.



Silly

Create your own silly face. Use the samples below.

Craft: Hand out foil and pipe cleaners to make something silly or play with silly putty.

Game: Children try to make their partner laugh by making silly faces.

Idea: Watch silly TV (America's Funniest Videos).



Child's Name

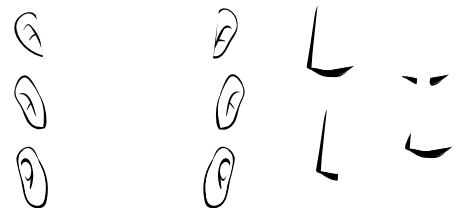

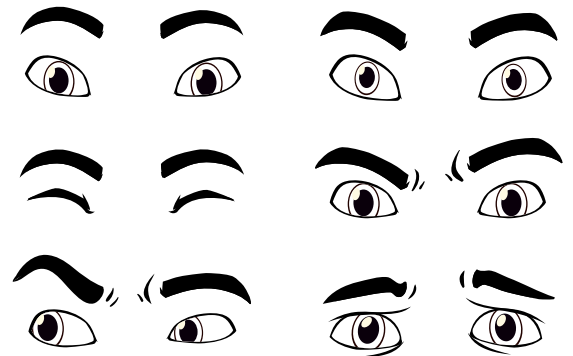

Date word was signed

Silly

Name _____

Date _____

Create your own silly face. Use the samples below.





Get UNLIMITED ASL Resources Now!

**ASL
Teaching
Resources**

Let us make your worksheets!
Pick a plan and start accessing ASL Resources

About the Author

Cynthia Long is a Nationally Certified Interpreter and the founder of Sign Baby Sign LLC. She has extensive experience homeschooling and interpreting in the classroom for primary, secondary, and post-secondary levels; she is dedicated to providing ASL teaching resources to schools and families across the U.S. All of the ASL resources on ASLTeachingResources.com are developed from years of experience in educational systems as a Nationally Certified ASL Interpreter.



By downloading, you agree to the terms of use.

You may	You may not
<ul style="list-style-type: none"> - For personal use - For your classroom and/or students (ONLY) - Purchase multiple licenses to share with colleagues - Become a member to get more ASL resources 	<ul style="list-style-type: none"> - Post this item on a personal, classroom or district website - Copy or modify any part to offer to others for free or paid - Copy or give to other teachers or colleagues

Feedback

Remember to leave feedback on your purchases to help others know the quality of this product.

Membership saves you money.



Free Sign Club: <http://bit.ly/SignClub>

ASL Resources

Hundreds of resources for busy teachers!
Join Now!

ASLTeachingResources.com/memberships

Member Benefits:

For Individuals & Schools

- Core-Content Worksheets
- Lesson Plan Books
- Flash Cards & Label Cards
- Wall Charts
- Dice & Other Games
- ASL Word of the Day Podcast
- Sign Club Series
- Online Video Dictionary
- Online ASL Courses
- Professional Development
- DIY Projects
- ASL Gift Shop
- Sight Words
- And more...Everything is ASL!

Subscribe: Search for "ASL Teaching Resources"

[Podcast](#)

[YouTube](#)

[TikTok](#)

[Facebook](#)

[Twitter](#)

[ASL Courses](#)

[Instagram](#)

[Pinterest](#)

[Sign Club](#)

CLICK - PRINT - Teach

A note from the founder: Our ASL Resources promote a successful learning experience that is both educational and fun. Whether you're using it for differentiation, extension activities or just for fun, become a member today and start saving hours of prep time. We have everything you need!



Happy Signing!

Cynthia F. Long, Founder
SignBabySign, LLC
ASLTeachingResources.com

