

Proud

Level: Pre-K, K, 1, 2

Category: Emotions Activity Book

Topics: Social Development, Self-Awareness, Emotions

Materials: Chairs, paper, markers



Slide nail of thumb up
from belly to chest.

Students follow directions on each worksheet.

Craft: Students draw something they did that makes them proud.

Game: Musical chairs - when the music stops, the student without a chair gets to say something they are proud of.

Idea: Show and tell something they are proud of.

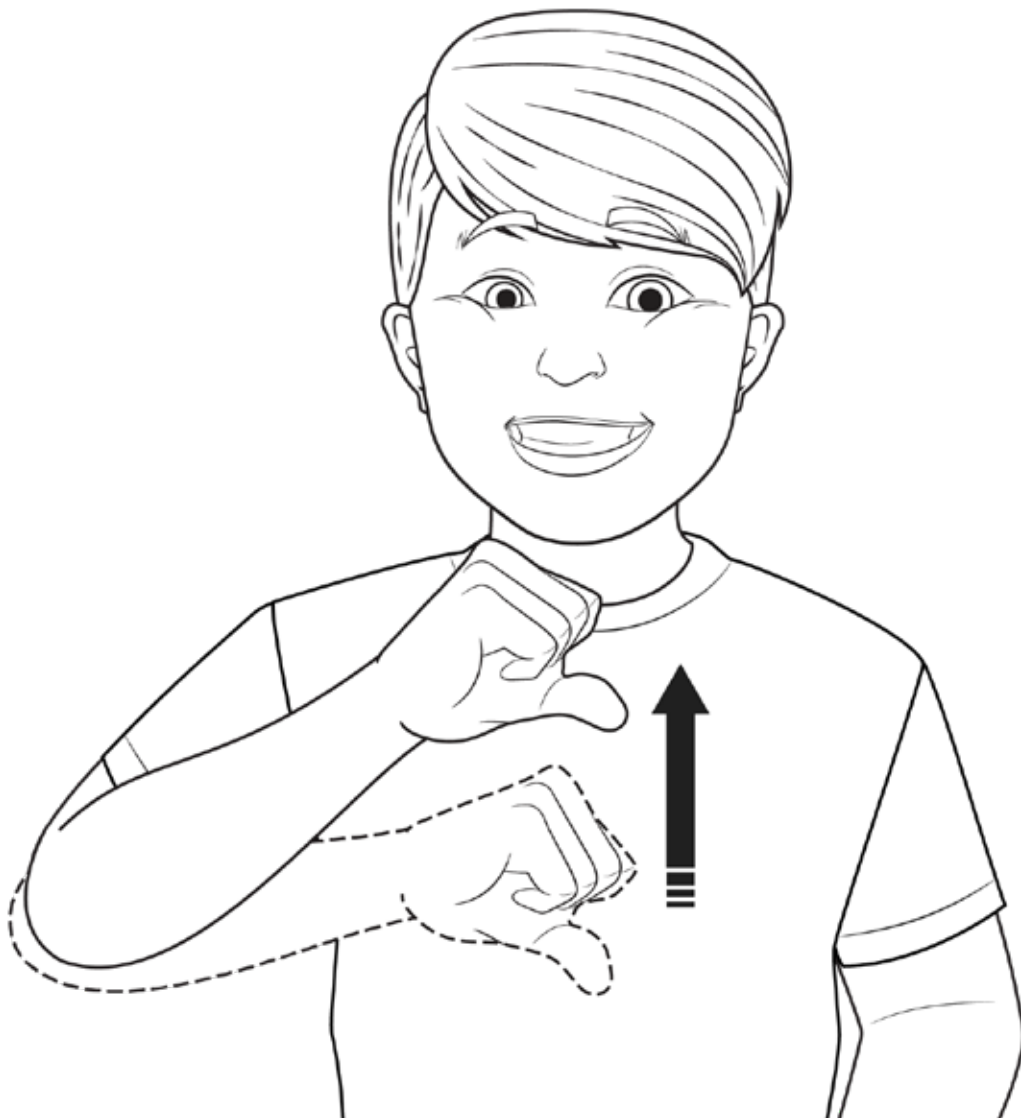
Example



ASLTeachingResources.com/Dictionary



Proud



Slide nail of thumb up from belly to chest.

————— Glue three feathers here. —————

Glue head here.

————— Glue three feathers here. —————

I am proud of myself!

Directions: Color the peacock and finish the writing prompt.



Proud



Name

I am good at...

————— Glue three feathers here. —————

Glue head here.


————— Glue three feathers here. —————

Name _____

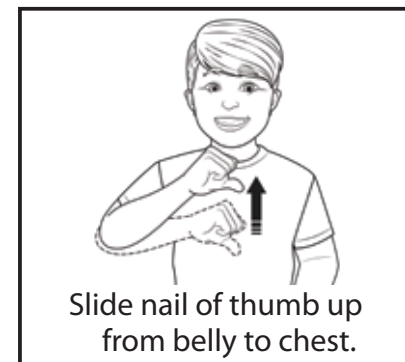
Date _____

My Emotions: Proud

Directions: Draw a picture of what you are proud of, then finish the writing prompt.



Proud



 *I am proud as a peacock because...*

Handwriting practice lines for the prompt. Each line set consists of a solid top line, a dashed middle line, and a solid bottom line. There are five such sets of lines provided for writing.

Name _____

Date _____

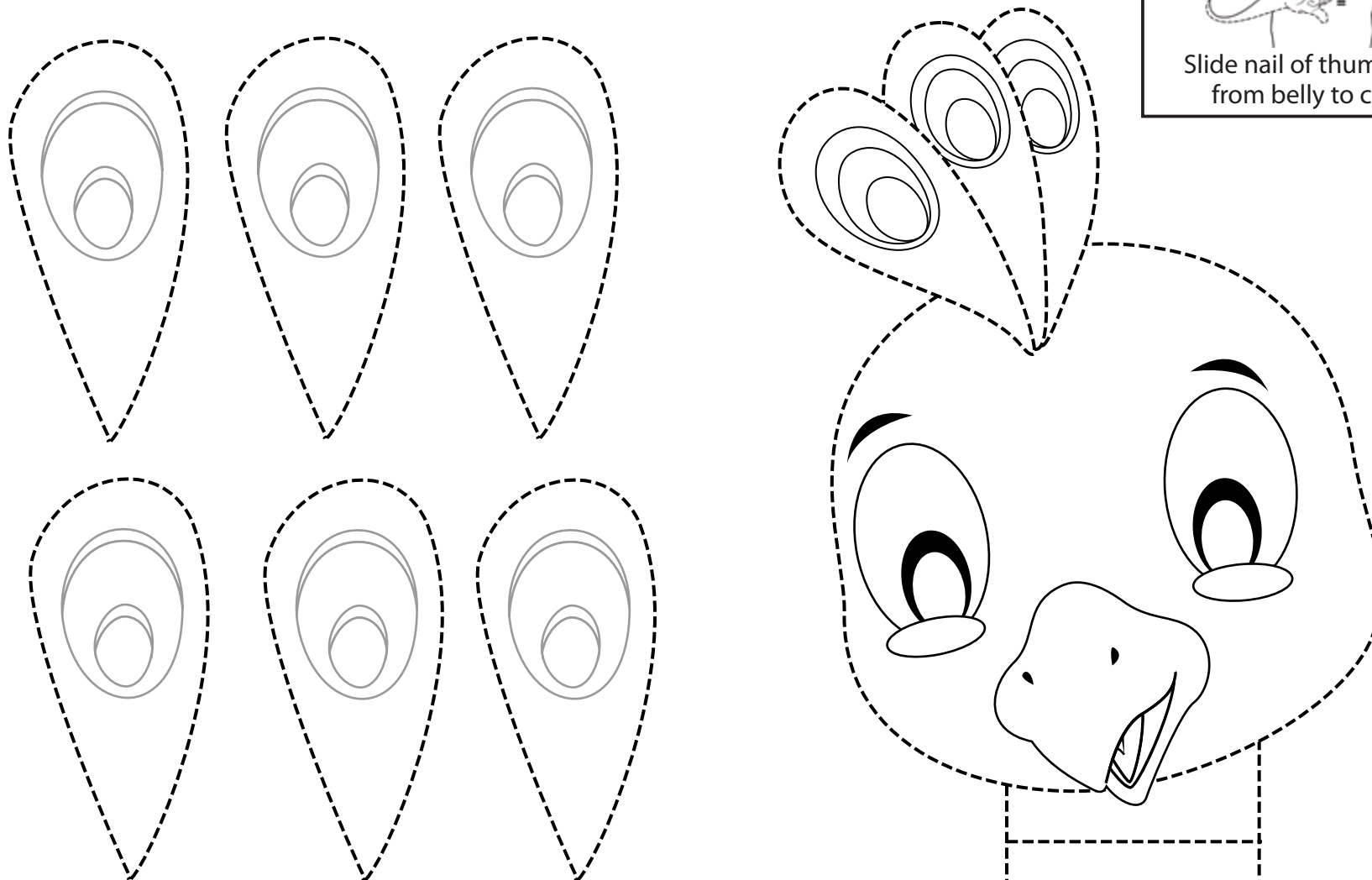
My Emotions: Proud

Directions: On each feather, write one thing that makes yourself proud. Color, cut out, and glue the feathers and peacock head on top of your “proud” paper (page 2).

Proud



Slide nail of thumb up
from belly to chest.



I AM PROUD OF MYSELF!

Proud

Slide nail of thumb up from belly to chest.

Directions:
Take a card each day to write something you're proud of and post it on a wall.

Name:

Today I am proud of myself because.... 😊

Name:

Today I am proud of myself because.... 😊

Name:

Today I am proud of myself because.... 😊

Name:

Today I am proud of myself because.... 😊

Name:

Today I am proud of myself because.... 😊



Get UNLIMITED ASL Resources Now!



Let us make your worksheets!
Pick a plan and start accessing ASL Resources

About the Author

Cynthia Long is a Nationally Certified Interpreter and the founder of Sign Baby Sign LLC. She has extensive experience homeschooling and interpreting in the classroom for primary, secondary, and post-secondary levels; she is dedicated to providing ASL teaching resources to schools and families across the U.S. All of the ASL resources on ASLTeachingResources.com are developed from years of experience in educational systems as a Nationally Certified ASL Interpreter.



By downloading, you agree to the terms of use.

You may	You may not
<ul style="list-style-type: none"> - For personal use - For your classroom and/or students (ONLY) - Purchase multiple licenses to share with colleagues - Become a member to get more ASL resources 	<ul style="list-style-type: none"> - Post this item on a personal, classroom or district website - Copy or modify any part to offer to others for free or paid - Copy or give to other teachers or colleagues

Feedback

Remember to leave feedback on your purchases to help others know the quality of this product.

Membership saves you money.



Free Sign Club: <http://bit.ly/SignClub>

ASL Resources

Hundreds of resources for busy teachers!
Join Now!

ASLTeachingResources.com/memberships

Member Benefits:

For Individuals & Schools

- Core-Content Worksheets
- Lesson Plan Books
- Flash Cards & Label Cards
- Wall Charts
- Dice & Other Games
- ASL Word of the Day Podcast
- Sign Club Series
- Online Video Dictionary
- Online ASL Courses
- Professional Development
- DIY Projects
- ASL Gift Shop
- Sight Words
- And more...Everything is ASL!

Subscribe: Search for "ASL Teaching Resources"

[Podcast](#)

[YouTube](#)

[TikTok](#)

[Facebook](#)

[Twitter](#)

[ASL Courses](#)

[Instagram](#)

[Pinterest](#)

[Sign Club](#)

CLICK - PRINT - Teach

A note from the founder: Our ASL Resources promote a successful learning experience that is both educational and fun. Whether you're using it for differentiation, extension activities or just for fun, become a member today and start saving hours of prep time. We have everything you need!



Happy Signing!

Cynthia F. Long, Founder
SignBabySign, LLC
ASLTeachingResources.com

