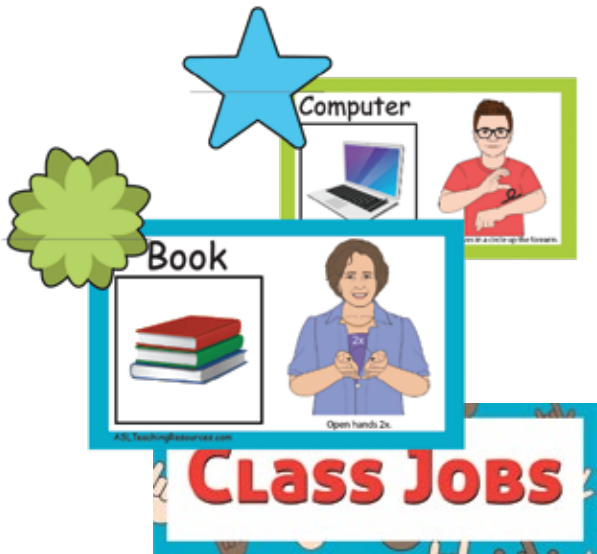


Job Cards

2 Versions
+Bonuses



This set contains:

- 35 Labeled Cards Full Color 4 x 6
- 35 Editable Cards Full Color 4 x 6

Bonus

- 3 Board Headers (Editable)
- 5 Name Tag Styles (Editable)
 - Stars
 - Snowflakes
 - Flowers
 - Pumpkin
 - Bulb



Get more ASL free with membership [here](#).



Sign Vocabulary L - W



Sign Vocabulary A - K



View Videos with QR code.




For product description

QR code is included to give you a video link to see each word signed.

1. Focus your smartphone's camera on the QR code.
2. Do not take a picture, instead, notice a pop-up.
3. Click on that link to open the video.

<https://aslteachingresources.com/teacher-resources/flashcards-school-labels-sign-language/>

Attendance



ASLTeachingResources.com




Index finger pops up between fingers.

Bathroom



ASLTeachingResources.com



T-hand shakes left to right.

Board



L-hands out.

ASLTeachingResources.com

Book



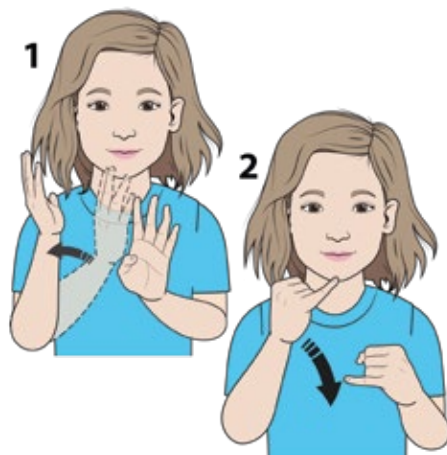
Open hands 2x.

ASLTeachingResources.com

Caboose



ASLTeachingResources.com

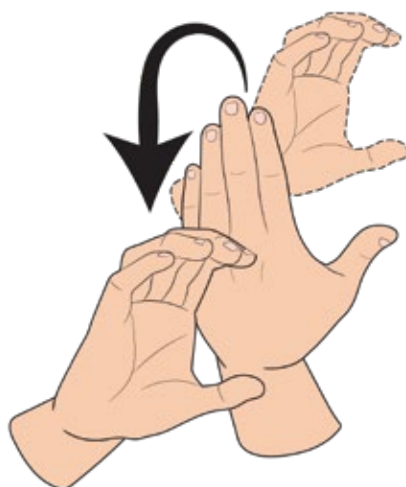


4-hands move apart then pinky moves off other pinky.

Calendar



ASLTeachingResources.com



C-hand moves in front of an open B-hand.

Chair




ASLTeachingResources.com



H-hand taps on other hand.

Classroom



ASLTeachingResources.com

Move hands to make a box shape.



C-hands arc forward.

Clean



Flat hand brushes off bottom hand 2x.

ASLTeachingResources.com


Computer



C hand moves in a circle up the forearm.

ASLTeachingResources.com

Door



ASLTeachingResources.com



B-hand swings open and closed 2x.

Folder




ASLTeachingResources.com



Flat hand taps inside of other hand 2x.

Food



ASLTeachingResources.com



Flat O-hand taps mouth 2x.

Help Teacher



ASLTeachingResources.com



A-hand lands on open palm.

Kindness



ASLTeachingResources.com



Hands circle each other a few times.

Lead



Hand gets pulled by dominate hand.

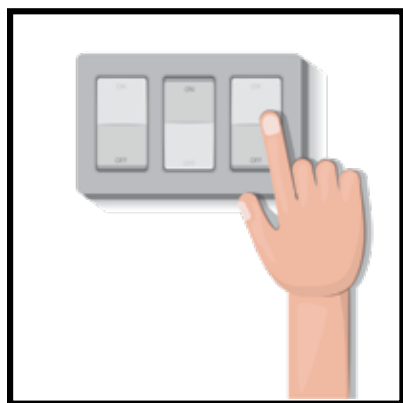
Library



L-hand circles.

ASLTeachingResources.com

Light



Flick middle finger 2x under chin.

ASLTeachingResources.com


Line up



4-hands move apart.

ASLTeachingResources.com


Lunch (ASL)



Flat O-hand towards mouth,
Flat hand on top of other arm.

ASLTeachingResources.com

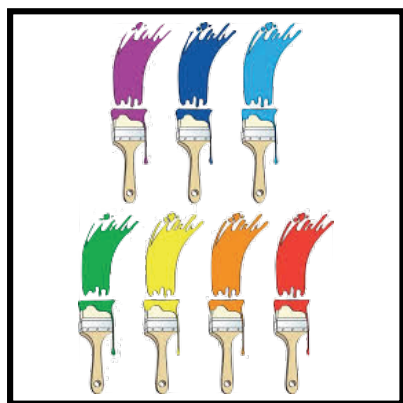
Lunch (English)



L-hand taps chin 2x.

ASLTeachingResources.com


Paint



Brush hand up and down on palm.

ASLTeachingResources.com

Paper



ASLTeachingResources.com



Edge of palms brushes twice.

Pencil



ASLTeachingResources.com



Fingertips touch mouth
then moves off palm.

Person

For some of the jobs, you
can use the sign PERSON
to make the noun
become a person.
i.e. LIBRARY becomes
LIBRIAN



Flat hands move down.

ASLTeachingResources.com

Plants



Flat O-hand open as it moves up from fist 2x.

ASLTeachingResources.com

Recycle



ASLTeachingResources.com



R-hand circles around other hand 2x.

Safety



ASLTeachingResources.com



At chest, S-hands open.

Snack



ASLTeachingResources.com



S-hand to K-hand.

Songs



ASLTeachingResources.com

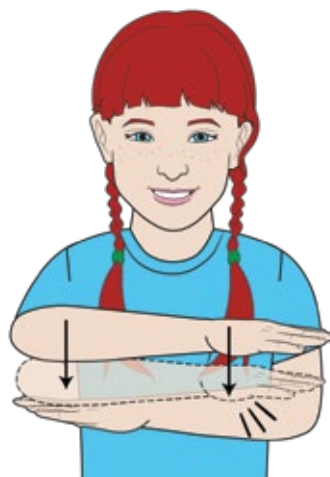


Swing right hand above left forearm.

Table



ASLTeachingResources.com




Dominant arm taps other arm 2x.

Time




ASLTeachingResources.com



Tap wrists with index finger 2x.


Trash



Index finger archs from wrist to elbow.

ASLTeachingResources.com

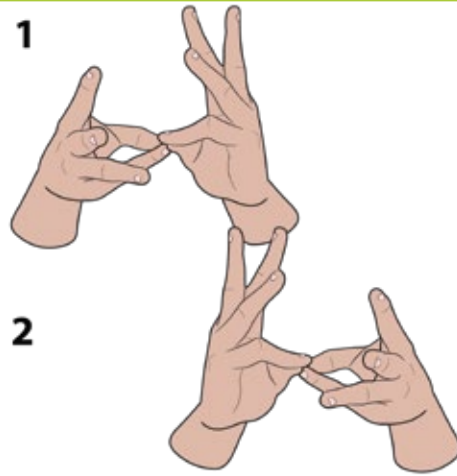

Water



W-hand taps chin 2x.

ASLTeachingResources.com

Weather ¹



2

W-hands twist alternately.

ASLTeachingResources.com



Editable

Job Cards

2 Versions

+Bonuses



This set contains:

- 35 Labeled Cards Full Color 4 x 6
- 35 Editable Cards Full Color 4 x 6

Bonus

- 3 Board Headers (Editable)
- 5 Name Tag Styles (Editable)
 - Stars
 - Snowflakes
 - Flowers
 - Pumpkin
 - Bulb



Get more ASL free with membership [here](#).





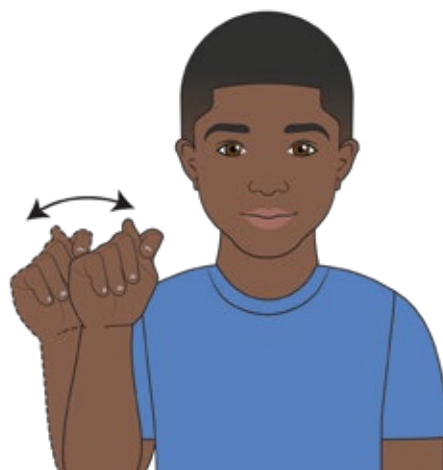
ASLTeachingResources.com



Index finger pops up between fingers.




ASLTeachingResources.com



T-hand shakes left to right.



ASLTeachingResources.com



L-hands out.



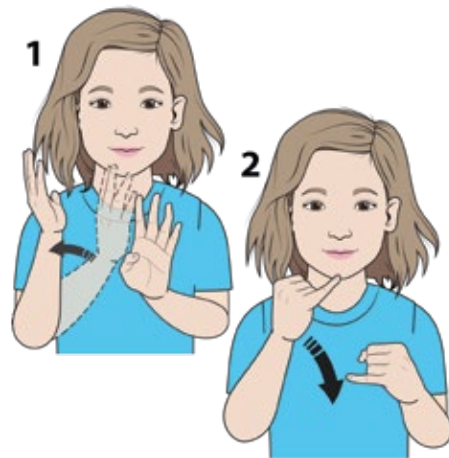
ASLTeachingResources.com



Open hands 2x.



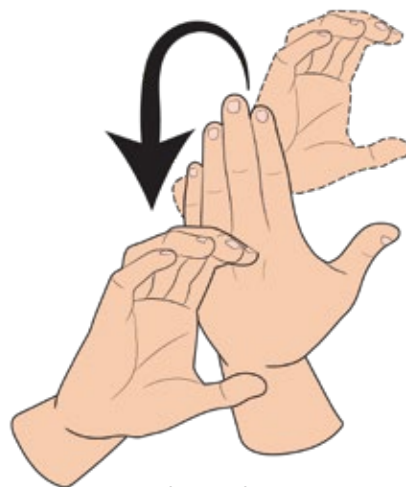
ASLTeachingResources.com



4-hands move apart then pinky moves off other pinky.



ASLTeachingResources.com



C-hand moves in front of an open B-hand.



ASLTeachingResources.com



H-hand taps on other hand.



ASLTeachingResources.com

Move hands to make a box shape.



C-hands arc forward.



ASLTeachingResources.com




Flat hand brushes off bottom hand 2x.



ASLTeachingResources.com



C hand moves in a circle up the forearm.



ASLTeachingResources.com




B-hand swings open and closed 2x.



ASLTeachingResources.com



Flat hand taps inside of other hand 2x.



ASLTeachingResources.com




Flat O-hand taps mouth 2x.



ASLTeachingResources.com



A-hand lands on open palm.



ASLTeachingResources.com



Hands circle each other a few times.



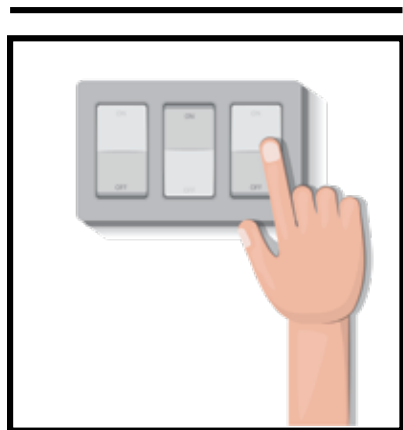
Hand gets pulled by dominate hand.



ASLTeachingResources.com



L-hand circles.



ASLTeachingResources.com




Flick middle finger 2x under chin.



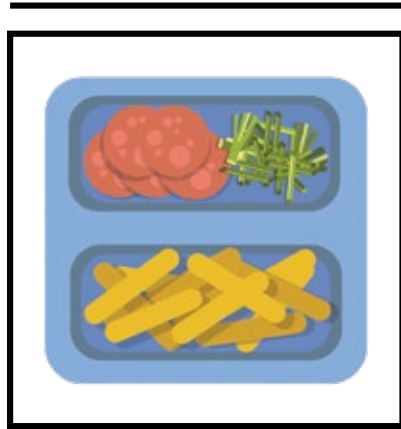
4-hands move apart.

ASLTeachingResources.com



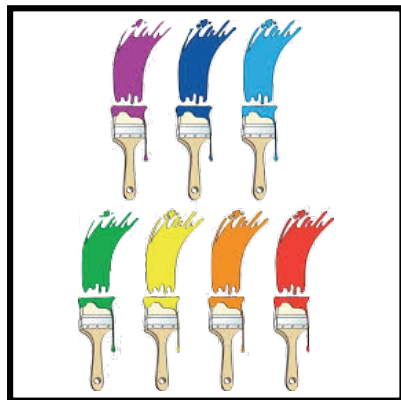
Flat O-hand towards mouth,
Flat hand on top of other arm.

ASLTeachingResources.com




L-hand taps chin 2x.

ASLTeachingResources.com



Brush hand up and down on palm.


ASLTeachingResources.com



ASLTeachingResources.com



Edge of palms brushes twice.



ASLTeachingResources.com



Fingertips touch mouth
then moves off palm.

For some of the jobs, you
can use the sign PERSON
to make the noun
become a person.
i.e. LIBRARY becomes
LIBRIAN



Flat hands move down.

ASLTeachingResources.com



Flat O-hand open as it moves up from fist 2x.

ASLTeachingResources.com



ASLTeachingResources.com



R-hand circles around other hand 2x.



ASLTeachingResources.com



At chest, S-hands open.



ASLTeachingResources.com



S-hand to K-hand.



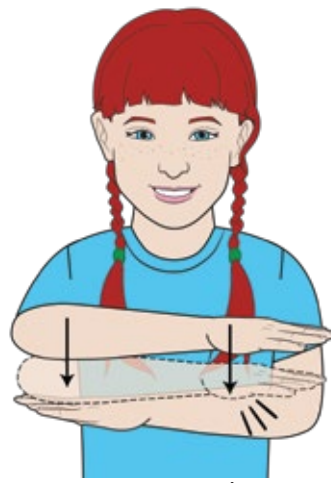
ASLTeachingResources.com



Swing right hand above left forearm.




ASLTeachingResources.com




Dominant arm taps other arm 2x.



ASLTeachingResources.com




Tap wrist with index finger 2x.



ASLTeachingResources.com



Index finger archs from wrist to elbow.



ASLTeachingResources.com



W-hand taps chin 2x.



1






2





















W-hands twist alternately.

ASLTeachingResources.com

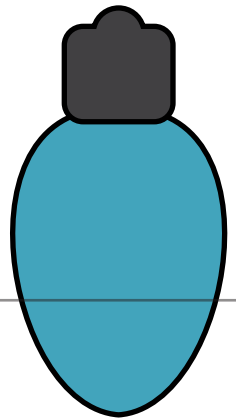
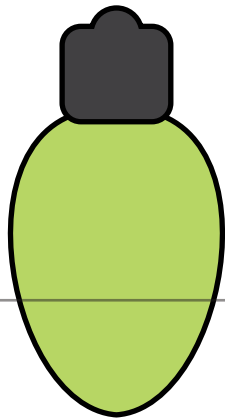
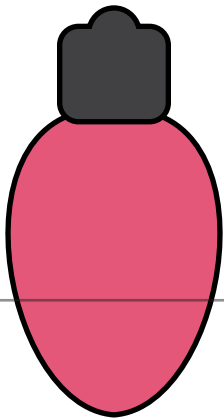
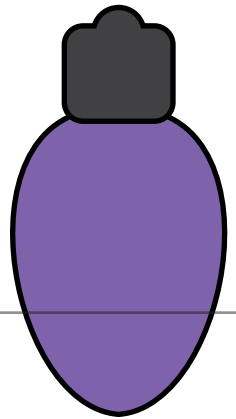
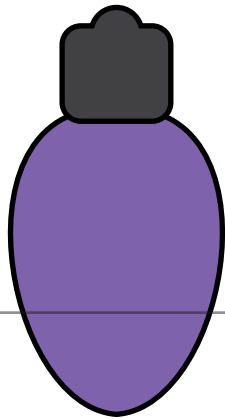
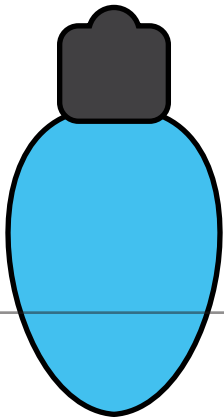
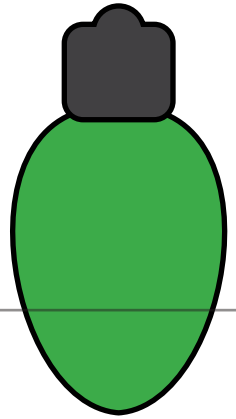
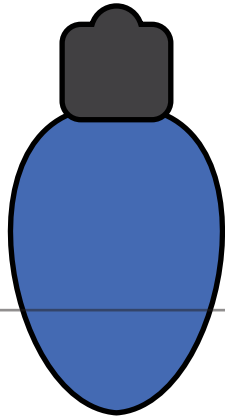
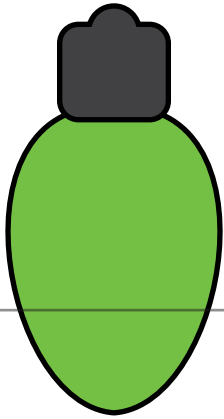
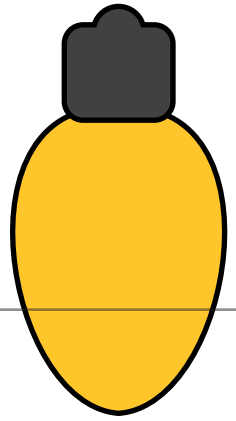
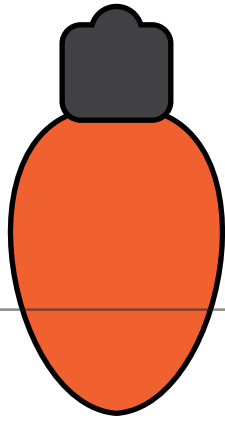
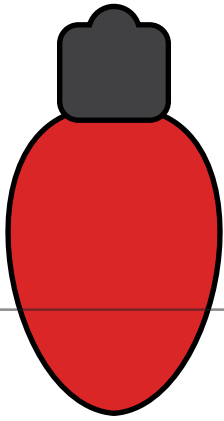

















Low Cost
Membership

ASL Resources



Get UNLIMITED ASL Resources Now!

ASL
Teaching
Resources



Let us make your worksheets!
Pick a plan and start accessing ASL Resources

About the Author

Cynthia Long Nationally Certified Interpreter and founder of Sign Baby Sign LLC. She has extensive experience homeschooling and interpreting in the classroom for primary, secondary, and post-secondary levels; she is dedicated to providing ASL teaching resources to schools and families across the U.S. All of the ASL resources on ASLTeachingResources.com are developed from years of experience in educational systems as a Nationally Certified ASL Interpreter.



By downloading, you agree to the terms of use.

You may	You may not
<ul style="list-style-type: none">- Use for personal use- Use this item with your classroom and/or students (ONLY)- Purchase multiple licenses to share item with colleagues- Become a member and get hundreds more ASL resources	<ul style="list-style-type: none">- Post this item on a personal, classroom or district website- Copy or modify any part of this resource to offer to others for free or paid- Copy or give to other teachers or colleagues

Feedback

Remember to leave feedback on your purchases to help others know the quality of this product.



Free Sign Club: <http://bit.ly/SignClub>

ASL Resources

Hundreds of resources for busy teachers!
Join Now!

ASLTeachingResources.com/memberships

Member Benefits:

Memberships for Individuals & Schools

- Core-Content Worksheets
- Lesson Plan Books
- Flash Cards & Label Cards
- Wall Charts
- Dice & Other Games
- ASL Word of the Day Podcast
- Sign Club Series
- Online Video Dictionary
- Online ASL Courses
- Professional Development
- DIY Projects
- ASL Gift Shop
- Sight Words
- And more...Everything is ASL!

Subscribe for more ASL @

[Podcast](#)

[YouTube.com](#)

[Teacherspayteachers.com](#)

[Facebook.com](#)

[Twitter.com](#)

[ASL Courses](#)

[Instagram.com](#)

[Pinterest.com](#)

[Sign Club](#)

CLICK - PRINT - TEACH

A note from the founder: I love sign language! I believe in the many benefits it has to offer the classroom. Our ASL resources will promote a successful learning experience that is both educational and fun. Whether you're using it for differentiation, extension activities or just for fun; **become a member today** and start saving hours of prep time.

We have everything you need!



Happy Signing!

Cynthia F. Long, Founder
SignBabySign, LLC
ASLTeachingResources.com

