

# Thanksgiving 🖐️🖐️ Coloring Sheets

School Version

*Read the  
Blog here.*



Get more ASL free with membership [here](#).



**Name**

**Date**

Directions: Write the word for the sign.

# AMERICA

Interlocked fingers and move in a circle.



**Name**

**Date**

Directions: Write the word for the sign.

# FALL

Open hand brushes off elbow 2x.




**Name**

**Date**

Directions: Write the word for the sign.

# FAMILY

F-hands arcs into a circle.



---

---

---

**Name**

**Date**

Directions: Write the word for the sign.

# FOOD

Flat O-hand taps mouth 2x.



---

---

---

---

**Name**

**Date**

Directions: Write the word for the sign.

# FRIENDS

Interlocked index fingers, then switch.



Name \_\_\_\_\_

Date \_\_\_\_\_

Directions: Write the word for the sign.

# HOLIDAY

Thumbs poke sides of chest 2x.



**Name**

**Date**

Directions: Write the word for the sign.

# INDIAN

F-hand taps side of mouth then ear.



---

---

---



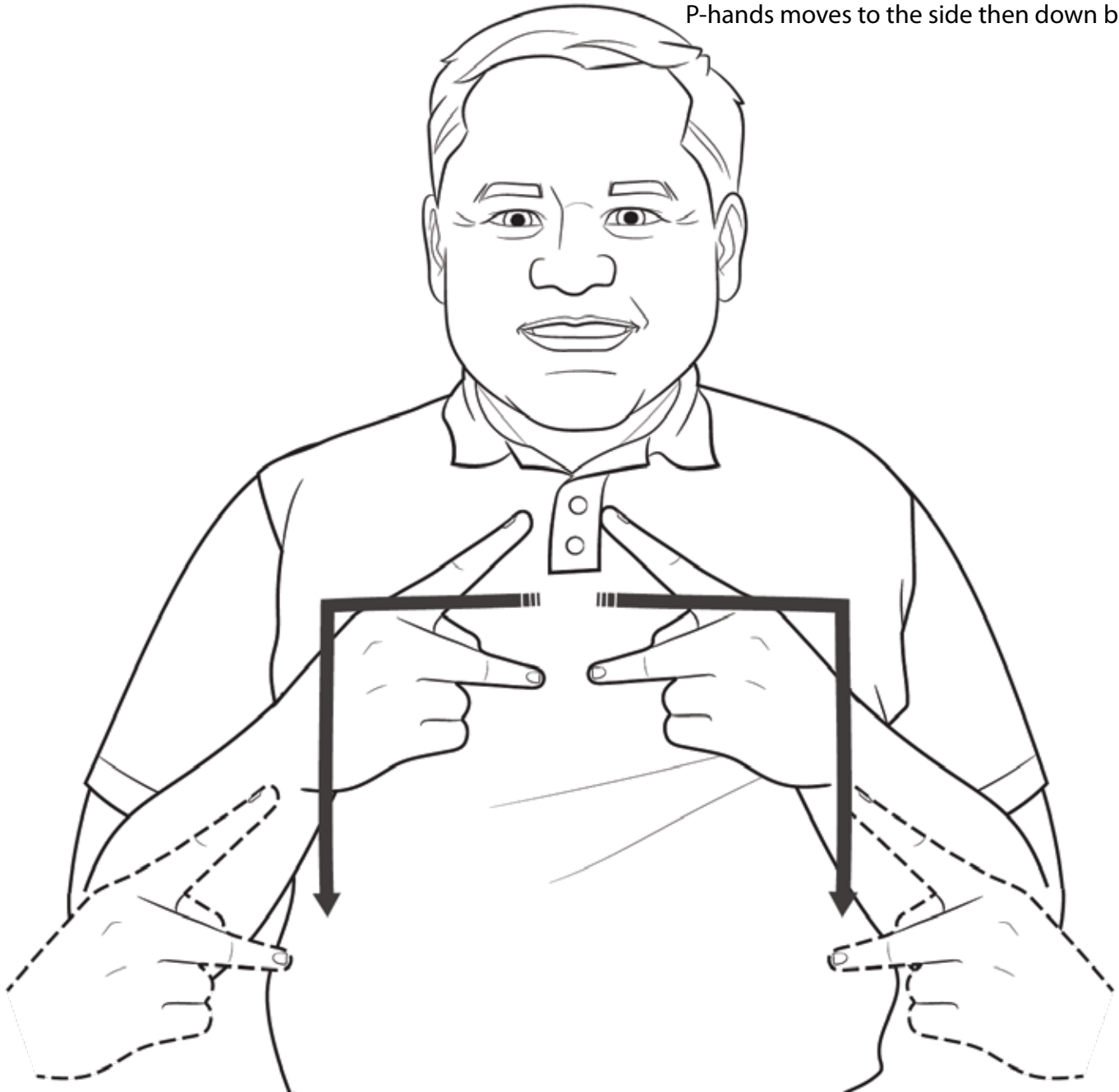
Name \_\_\_\_\_

Date \_\_\_\_\_

Directions: Write the word for the sign.

# PILGRIM

P-hands moves to the side then down body.



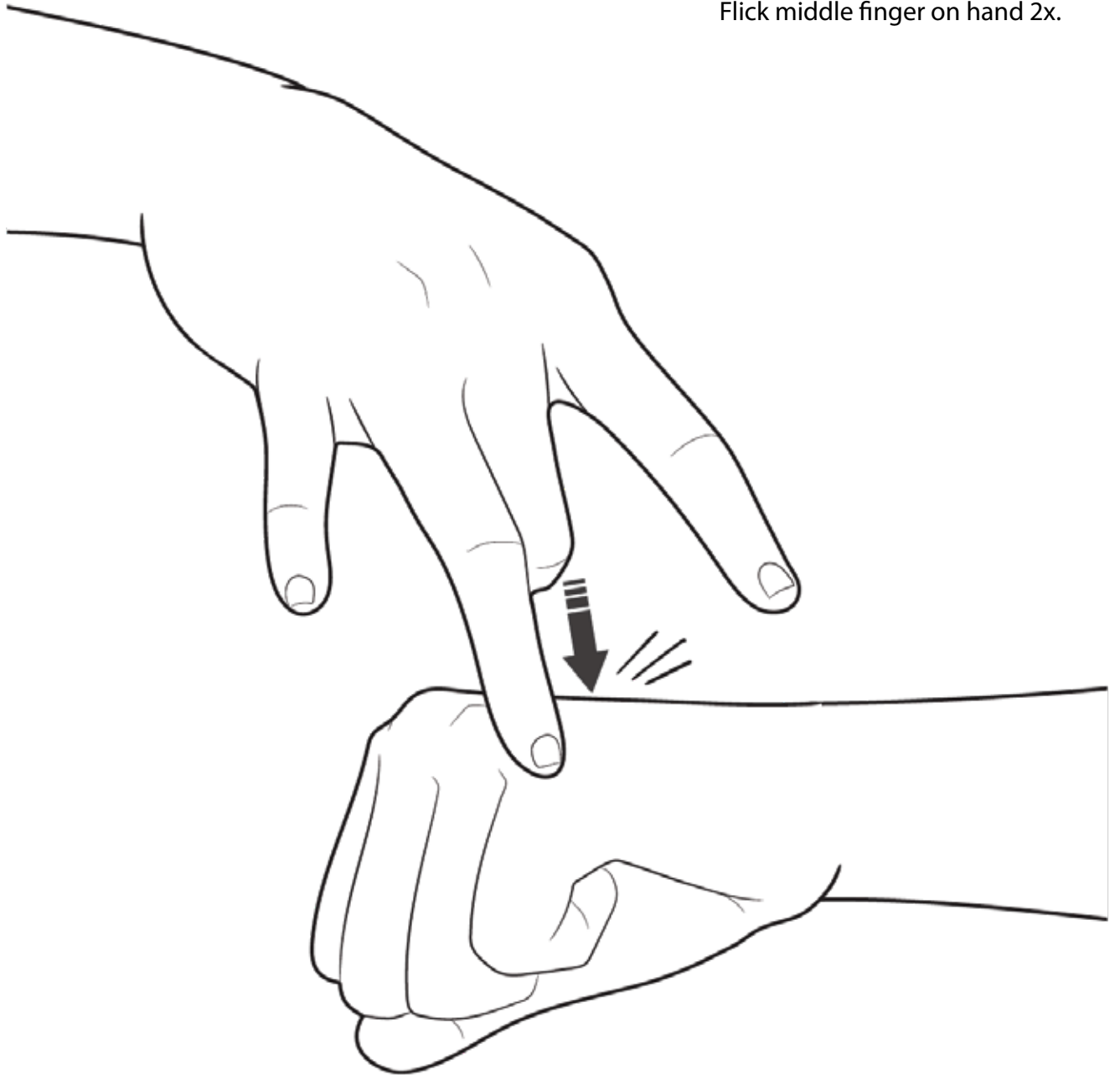
Name \_\_\_\_\_

Date \_\_\_\_\_

Directions: Write the word for the sign.

# PUMPKIN

Flick middle finger on hand 2x.



---

---

---

---

**Name**

**Date**

Directions: Write the word for the sign.

# THANK YOU

Hand on lips moves forward.



---

---

---

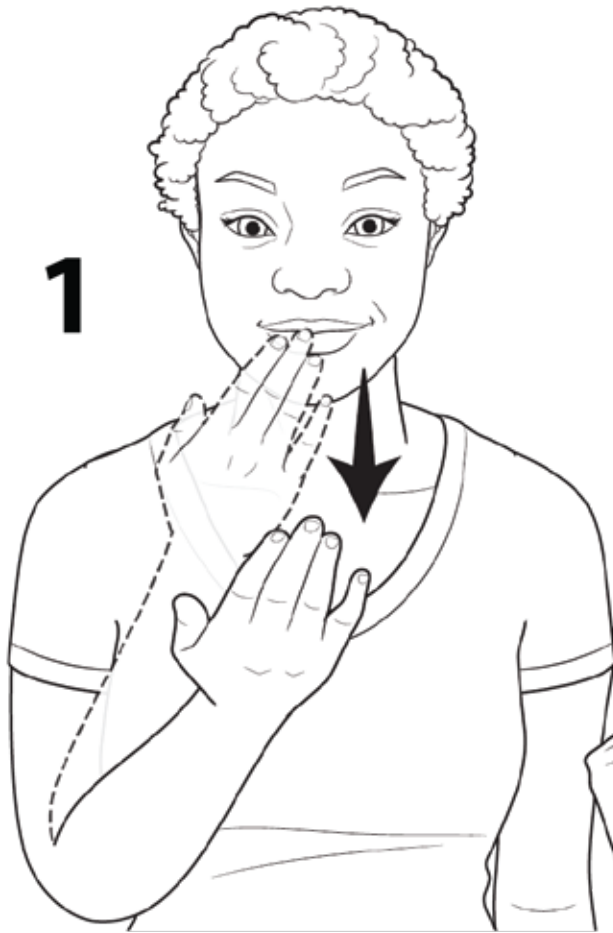
Name \_\_\_\_\_

Directions: Write the word for the sign.

Date \_\_\_\_\_

# THANKSGIVING DAY

1. Hand from lips moves forward.
2. Index finger hand lands on other arm.



---

---

---


**Name**

**Date**

Directions: Write the word for the sign.

# TURKEY

Q-hand under chin wiggles.



---

---

---


Name \_\_\_\_\_

Date \_\_\_\_\_

Directions: Color and write a sentence about the picture.



America



---

---

---

---

---

---

Name \_\_\_\_\_

Date \_\_\_\_\_

Directions: Color and write a sentence about the picture.



Fall




Name \_\_\_\_\_

Date \_\_\_\_\_

Directions: Color and write a sentence about the picture.



Family



---

---

---

---

---

---




Name \_\_\_\_\_

Date \_\_\_\_\_

Directions: Color and write a sentence about the picture.



Food



---

---

---

---

---

---

---

---


Name \_\_\_\_\_

Date \_\_\_\_\_

Directions: Color and write a sentence about the picture.



Friends



\_\_\_\_\_

\_\_\_\_\_

\_\_\_\_\_

\_\_\_\_\_

\_\_\_\_\_

Name \_\_\_\_\_

Date \_\_\_\_\_

Directions: Color and write a sentence about the picture.



Holiday



---

---

---

---

---

---

---

---

Name \_\_\_\_\_

Date \_\_\_\_\_

Directions: Color and write a sentence about the picture.



Indian



---

---

---

---

---

---

---

---



Name \_\_\_\_\_

Date \_\_\_\_\_

Directions: Color and write a sentence about the picture.



Pilgrim



---

---

---

---

---

---

---

---


Name \_\_\_\_\_

Date \_\_\_\_\_

Directions: Color and write a sentence about the picture.



Pumpkin



\_\_\_\_\_

-----

\_\_\_\_\_

-----

\_\_\_\_\_



Name \_\_\_\_\_

Date \_\_\_\_\_

Directions: Color and write a sentence about the picture.



Thank You



\_\_\_\_\_

\_\_\_\_\_

\_\_\_\_\_

\_\_\_\_\_

\_\_\_\_\_

Name \_\_\_\_\_

Date \_\_\_\_\_

Directions: Color and write a sentence about the picture.



# Happy Thanksgiving



Thanksgiving Day



---

---

---

---

---

---





Name \_\_\_\_\_

Date \_\_\_\_\_

Directions: Color and write a sentence about the picture.



Turkey



\_\_\_\_\_

-----

\_\_\_\_\_

-----

\_\_\_\_\_

# Sign Club Online Workshop

[Click here](#)



**We teach you what you need to know to be successful!**

- **Our school does the same clubs every year. Is Sign Club a fit for us?**  
Whether you home school or teach in a private or public school, you probably have after school clubs. Why not let this year be different by starting a Sign Club. Discover interactive learning and fun for your elementary aged students. We've done all the work for you.
- **Can you really give me tools to teach sign to our students?**  
With school starting soon, it's easy to feel like you're overwhelmed. It's important to start simple. Discover the steps you can take **NOW** empowered to teach sign even if you don't know any. In this workshop we'll teach you where to find your free PDF with all the links you need to teach and learn sign along with your students. With us by your side, you got this!
- **What will be taught in Sign Club?**  
There will be 26 weeks for you to choose from; enough for every week of school. Go at your own pace. Choose from a Holiday theme or pick a topic. In this workshop we will show you all the topics.

- **Our funds are limited, how can we do sign club?**

First, this workshop is FREE. You can only benefit from signing up. We will show you how to get free access to ALL the videos to use in your sign club for free. And how to get funding for the extra worksheets and flashcard you will want to use. We know a few secrets to help you be successful.

- **I don't know enough sign to teach a**

**Sign Club, but you say I can. How?**

It also isn't as hard as you may think! We have done all the work for you. In this workshop we will show you how to use the free videos, forums, and print any of the resources you need.

By following the easy, practical step-by-step process in your FREE Sign Club Lesson Plan, you'll have a successful and rewarding experience that the children will remember for life.



Directions Book 3

## SIGN CLUB

Get [access to ALL](#) resources!

### TIPS

Watch "Getting Started" video first in "LINKS".

Blue-underlined words take you to the online product or video.

Save yourself time, use either the lesson plan book OR the linked products for your lesson!

### SONGS

See "LINKS" for videos on how to sign the songs.

1st Song: Hi Johnny  
2nd Song: When You're Up  
3rd Song: Sign To Me

### GAMES

See "LINKS" for resources & videos for the games.

**Left/Right:** Directions are in the LINKS section.  
**Red Rover:** Directions are in the LINKS section.

### CRAFTS

Print these from the book or use the links below.

[Line Up:](#) Directions on worksheets.


[See:](#) Directions on worksheets.

[Listen:](#) Directions on worksheets.

[Sit:](#) Directions on worksheets.

### BOOK OF THE WEEK

Get [this book](#) for access to ALL linked products, additional worksheets, and ideas in one place.



### THIS WEEK'S SIGNS

Chase, Left/Right, Line Up, Listen, Run, Search, See, Sit, Stand, Stop, Wait, Walk

### LINKS

[Videos:](#) Getting Started, Signs, Songs, Games, & Crafts.

Print the items below for this weeks lesson:

[Flash Cards](#)

[Wall Charts](#)

[Dice Game](#)

Copyright 2020 SignBabySign® LLC All rights reserved. ASLTeachingResources.com

Sample lesson plan. (These will be free)

**We'll teach you all this and much more!**

[Click here](#) to register for free. <http://bit.ly/SignClubWorkshop>

This workshop will give you a link to sign up for the Sign Club 26-week curriculum at no charge..



Get [access to ALL](#) resources!

## TIPS

Watch "Getting Started" video first in "LINKS".

Blue-underlined words take you to the online product or video.

Save your work in the book OR the online version.

## SONGS

See "LINKS" section for song links.

1st Song: I Can Sign

2nd Song: Sign Song

3rd Song: Sign Song

## GAMES

See "LINKS" section for game links.

Left/Right: Directions on worksheets.

Red Rover: Directions are in the LINKS section.

## BOOK OF THE WEEK

Get [this book](#) for access to ALL linked products, additional worksheets, and ideas in one place.



## LINKS

Up, Listen, Run, Search, Wait, Walk

**\*All Lesson Plans are FREE!\***

**\*\*All videos are FREE!\*\***

Clickable blue links.

PDFs \$ or FREE with membership.

Click-Print-Teach

## CRAFTS

Print these from the book or use the links below.

[Line Up](#): Directions on worksheets.

[See](#): Directions on worksheets.

[Listen](#): Directions on worksheets.

[Sit](#): Directions on worksheets.

## LINKS

[Free Videos](#): Getting Started, Signs, Songs, Games, & Crafts.

Print the items below for this weeks lesson:

[Flash Cards](#)

[Wall Charts](#)

[Dice Game](#)

# Listen



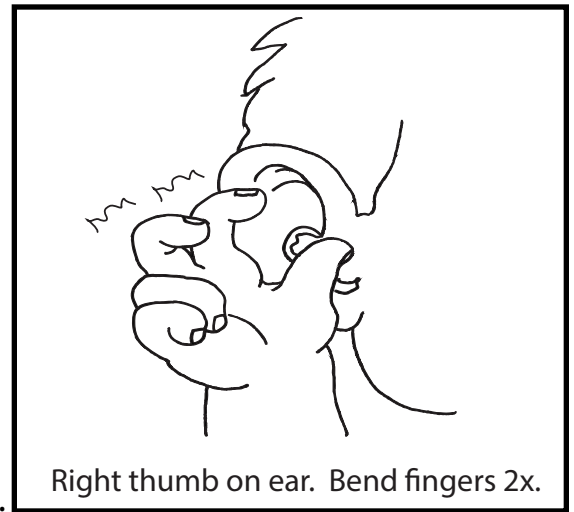
**Craft:** Create ears to wear.

**Game:** Listen to the directions to finish the picture.  
(You can have a partner to help you.)

- 1) Draw ears
- 2) Add circles
- 3) Draw a space
- 4) Glue on or

Sample Lesson

**Idea:** Teach about ears and their purpose (cat, rabbit, etc.).



Child's Name \_\_\_\_\_

Date word was signed \_\_\_\_\_

Low Cost  
Membership

ASL Resources



# Get UNLIMITED ASL Resources Now!

ASL  
Teaching  
Resources

Let us make your worksheets!  
Pick a plan and start accessing ASL Resources

## About the Author

Cynthia Long Nationally Certified Interpreter and founder of Sign Baby Sign LLC. She has extensive experience homeschooling and interpreting in the classroom for primary, secondary, and post-secondary levels; she is dedicated to providing ASL teaching resources to schools and families across the U.S. All of the ASL resources on [ASLTeachingResources.com](http://ASLTeachingResources.com) are developed from years of experience in educational systems as a Nationally Certified ASL Interpreter.



By downloading, you agree to the terms of use.

You may	You may not
<ul style="list-style-type: none"><li>- Use for personal use</li><li>- Use this item with your classroom and/or students (ONLY)</li><li>- Purchase multiple licenses to share item with colleagues</li><li>- Become a member and get hundreds more ASL resources</li></ul>	<ul style="list-style-type: none"><li>- Post this item on a personal, classroom or district website</li><li>- Copy or modify any part of this resource to offer to others for free or paid</li><li>- Copy or give to other teachers or colleagues</li></ul>

## Feedback

Remember to leave feedback on your purchases to help others know the quality of this product.



Free Sign Club: <http://bit.ly/SignClub>



# ASL Resources

Hundreds of resources for busy teachers!  
**Join Now!**

[ASLTeachingResources.com/memberships](http://ASLTeachingResources.com/memberships)

## Member Benefits:

### Memberships for Individuals & Schools

- Core-Content Worksheets
- Lesson Plan Books
- Flash Cards & Label Cards
- Wall Charts
- Dice & Other Games
- ASL Word of the Day Podcast
- Sign Club Series
- Online Video Dictionary
- Online ASL Courses
- Professional Development
- DIY Projects
- ASL Gift Shop
- Sight Words
- And more...Everything is ASL!

## Subscribe for more ASL @

[Podcast](#)

[YouTube.com](#)

[Teacherspayteachers.com](#)

[Facebook.com](#)

[Twitter.com](#)

[ASL Courses](#)

[Instagram.com](#)

[Pinterest.com](#)

[Sign Club](#)

**CLICK - PRINT - TEACH**

**A note from the founder:** I love sign language! I believe in the many benefits it has to offer the classroom. Our ASL resources will promote a successful learning experience that is both educational and fun. Whether you're using it for differentiation, extension activities or just for fun; **become a member today** and start saving hours of prep time.

We have everything you need!



### Happy Signing!

Cynthia F. Long, Founder  
SignBabySign, LLC  
[ASLTeachingResources.com](http://ASLTeachingResources.com)

