

Sign Language 🖐️🖐️ Basic Sentences

ASL & English Versions



More Lesson
Worksheets [here](#).



View videos
with QR code



Get more ASL free with
membership [here](#).



My name is _____.




ASLTeachingResources.com

What is your name?



ASLTeachingResources.com

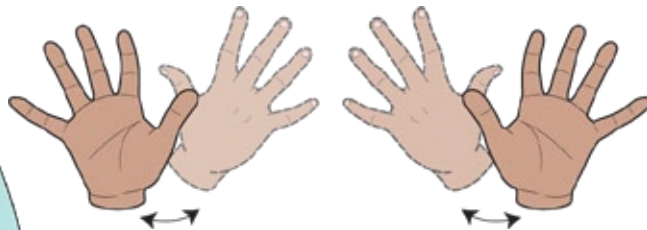

I am finished.



ASLTeachingResources.com

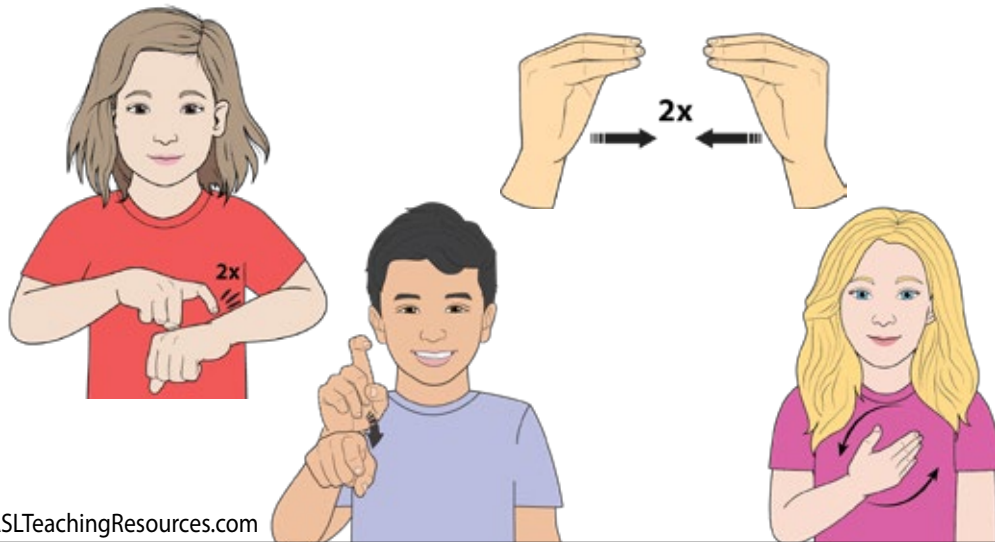
I am not finished.

Shake head "no".



ASLTeachingResources.com


I need more time, please.



Can I have a break, please?

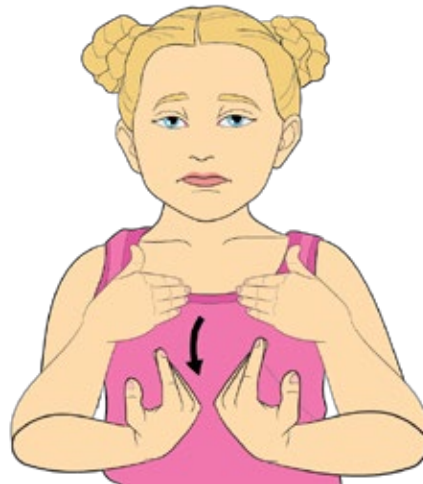



I am hungry.




ASLTeachingResources.com

I am tired.




ASLTeachingResources.com

I am excited.




ASLTeachingResources.com

I am sad.



ASLTeachingResources.com

I am happy.



ASLTeachingResources.com

Can you repeat that please?



ASLTeachingResources.com


I did not hear you.

Shake head "no".



ASLTeachingResources.com

Let me try.



ASLTeachingResources.com

My turn.



ASLTeachingResources.com

Your turn.



ASLTeachingResources.com

Can I move, please?

Eyebrows up.



ASLTeachingResources.com

Can you help me, please?

Eyebrows up.




ASLTeachingResources.com

I need help.




ASLTeachingResources.com

What did you say?



ASLTeachingResources.com

What do you want to eat?



ASLTeachingResources.com

What do you want to do?

Eyebrows furrowed.



ASLTeachingResources.com

What do you want to play?

Eyebrows furrowed.



ASLTeachingResources.com

Which job do you want?

Eyebrows furrowed.



ASLTeachingResources.com

Which work do you want?

Eyebrows furrowed.



ASLTeachingResources.com

It's too loud.

1



2



ASLTeachingResources.com

Can I have water?

Eyebrows up.



ASLTeachingResources.com

ASLTeachingResources.com

My name is _____.




ASLTeachingResources.com

What is your name?



ASLTeachingResources.com

I am finished.



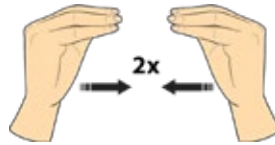
ASLTeachingResources.com

I am not finished.



ASLTeachingResources.com

I need more time, please.




ASLTeachingResources.com

Can I have a break, please?



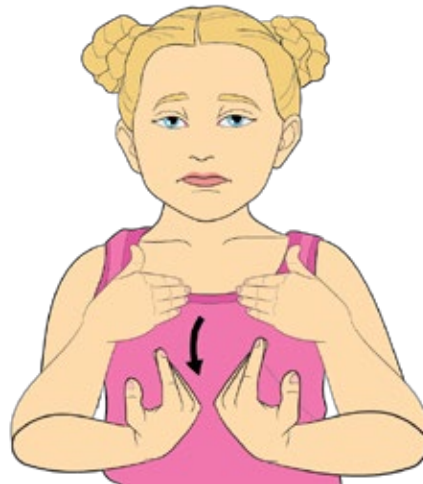

ASLTeachingResources.com

I am hungry.




ASLTeachingResources.com

I am tired.




ASLTeachingResources.com

I am excited.




ASLTeachingResources.com

I am sad.



ASLTeachingResources.com

I am happy.



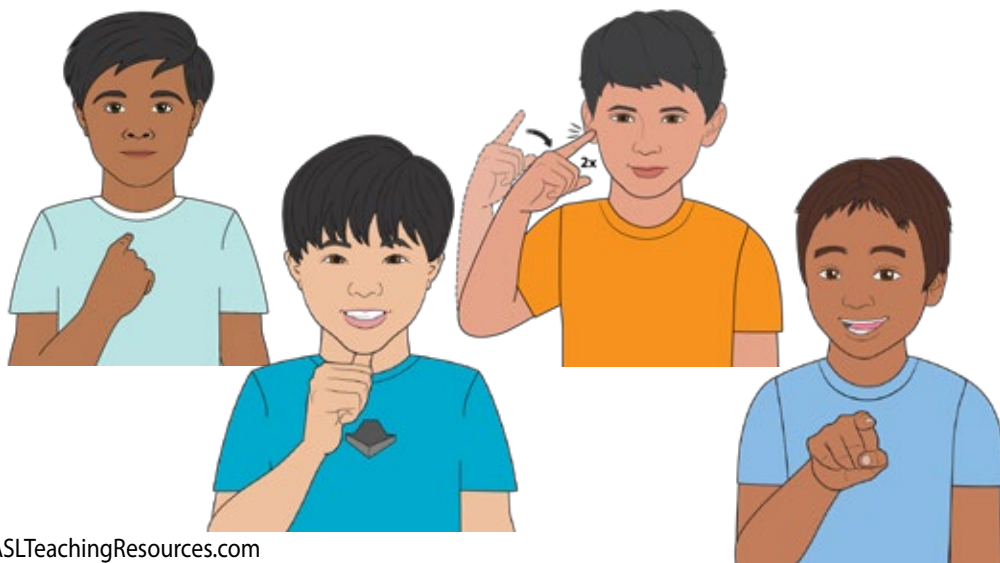
ASLTeachingResources.com

Can you repeat that please.




ASLTeachingResources.com

I did not hear you.



ASLTeachingResources.com

Let me try.



ASLTeachingResources.com

My turn.




ASLTeachingResources.com

Your turn.




ASLTeachingResources.com

Can I move, please?



ASLTeachingResources.com

Can you help me, please?



ASLTeachingResources.com

I need help.




ASLTeachingResources.com

What did you say?




ASLTeachingResources.com


What do you want to eat?



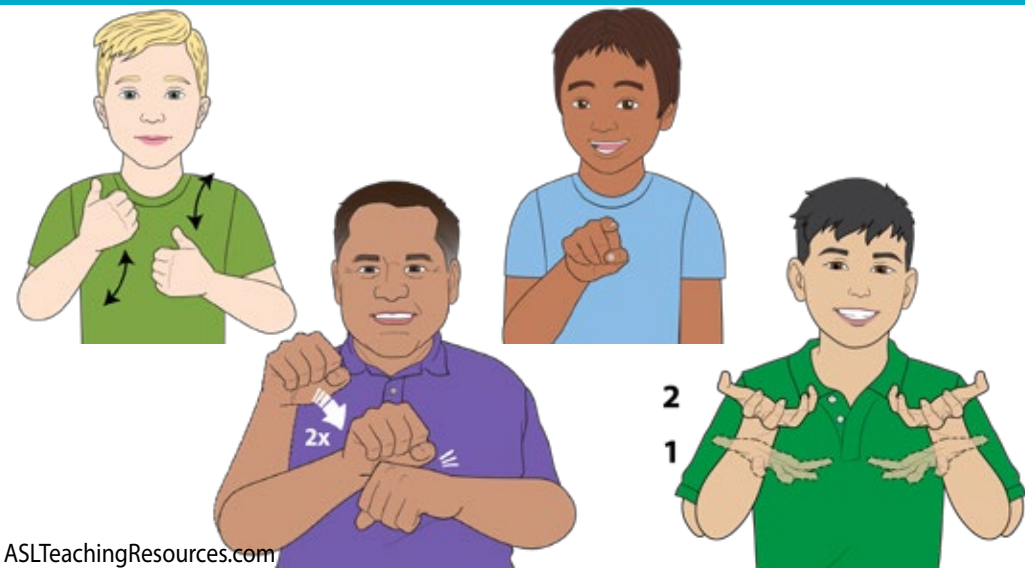
What do you want to do?



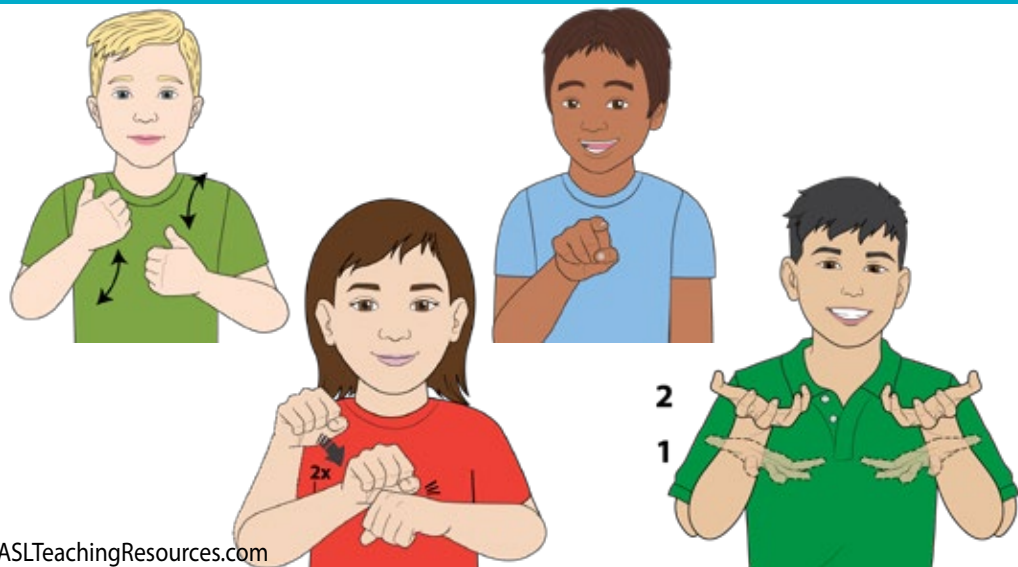
What do you want to play?



Which job do you want?



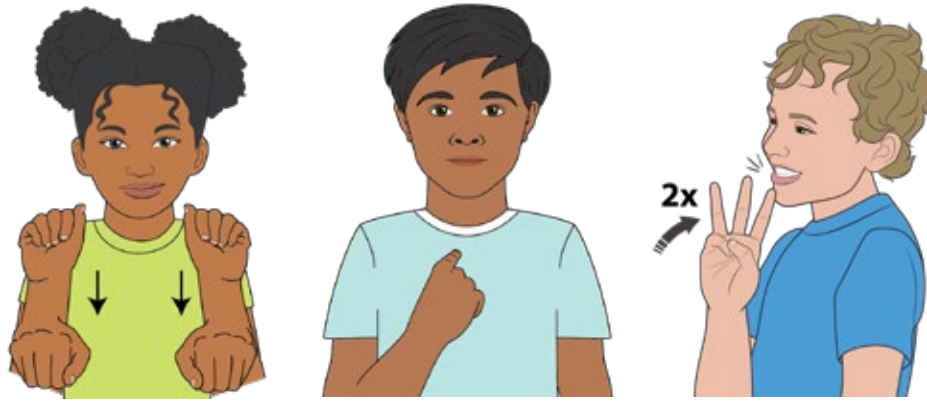
Which work do you want?



It's too loud.



Can I have water?



ASLTeachingResources.com

ASLTeachingResources.com

Sign Language Basic Sentences

ENGLISH PHRASE	ASL TRANSLATION	INTRO.	ASMT #1	ASMT #2	ASMT #3
My name is ____.	MY NAME ____				
What is your name?	YOUR NAME WHAT?				
I am finished.	ME FINISH				
I am not finished	ME FINISH NOT				
I need more time, please.	TIME MORE NEED PLEASE				
Can I have a break, please?	ME BREAK PLEASE				
I am hungry.	ME HUNGRY				
I am tired.	ME TIRED				
I am excited.	ME EXCITED				
I am sad.	ME SAD				
I am happy.	ME HAPPY				
Can you repeat that please?	AGAIN PLEASE?				
I did not hear you.	HEAR (Shake head no)				
Let me try.	ME TRY				
My turn.	[MY-TURN]				
Your turn	[YOUR-TURN]				
It's too loud.	LOUD				
Can I move, please?	MOVE PLEASE?				
Can you help me please?	[HELP ME] PLEASE?				
I need help.	HELP ME				

Sign Language Basic Sentences

[illegible]

Welcome to **SIGN CLUB** FOR CHILDREN



Sign Club is a companion to the 20-book series!

What is taught in Sign Club?

26 weeks for you to choose from; enough for each school week. Go at your own pace.
Choose from a holiday theme or pick a topic.

I don't know enough sign to teach a Sign Club, but you say I can. How?

We have done all the work for you. In this workshop, we show you how to use the free videos, forums, and print any of the resources you need. Membership gives free access to even more!

All the tools are [here](#) for you to be successful!

Teacher's Review



Visit the link for more information.
bit.ly/SignClubWorkshop

I Want this!



Learn more by visiting our website!
ASLTeachingResources.com/Memberships

Click on Images



You'll love these too!



bit.ly/MoreASL



Choose from hundreds of low-prep ASL resources.



Let us make your worksheets!
Pick a plan and start accessing ASL Resources

About the Author

Cynthia Long is a Nationally Certified Interpreter and the founder of Sign Baby Sign LLC. She has extensive experience homeschooling and interpreting in the classroom for primary, secondary, and post-secondary levels and she is dedicated to providing ASL teaching resources to schools and families across the U.S. All of the ASL resources on ASLTeachingResources.com are developed from years of experience in educational systems as a Nationally Certified ASL Interpreter.



By purchasing, you agree to the terms of use:



You may

- For personal use
- Make copies for your classroom, children, or personal use
- Purchase multiple licenses or additional products to share
- Become a member to get more ASL resources

You may not

- Post this item on a personal or district website (contact us for permission)
- Modify any part to offer to others for free or paid
- Copy or give to other teachers or colleagues

Feedback

Remember to leave feedback on your purchases to help others know the quality of this product.

Membership saves you money.



<https://bit.ly/aslinfo>

Learn Sign the Fun Way



JOIN NOW



Member Benefits:

For Individuals & Schools

- Core-Content Worksheets
- Lesson Plan Books
- Flash Cards & Label Cards
- Wall Charts
- Dice & Other Games
- ASL Word of the Day Podcast
- Sign Club Series
- Online Video Dictionary
- Online ASL Courses
- Professional Development
- DIY Projects
- ASL Gift Shop
- Sight Words
- And more...Everything is ASL!

More Sign Language!

bit.ly/MoreASL



CLICK - PRINT - Teach

See our Amazon books!

<https://amzn.to/3Gv2wqq>

amazon

A note from the founder: Our ASL Resources promote a successful learning experience that is both educational and fun. Whether you're using it for differentiation, extension activities or just for fun, become a member today and start saving hours of prep time. We have everything you need!



Happy Signing!

Cynthia F. Long, Founder
SignBabySign, LLC
ASLTeachingResources.com

