

Halloween 🖐️🖐️ Word Search

School Version



Halloween Blog
[here.](#)



Get more ASL free with
membership [here.](#)



Name

Date

Directions: Write the word for the sign.

BAT

Arms crossed, index fingers tap chest 2x.



Name _____

Date _____

Directions: Write the word for the sign.

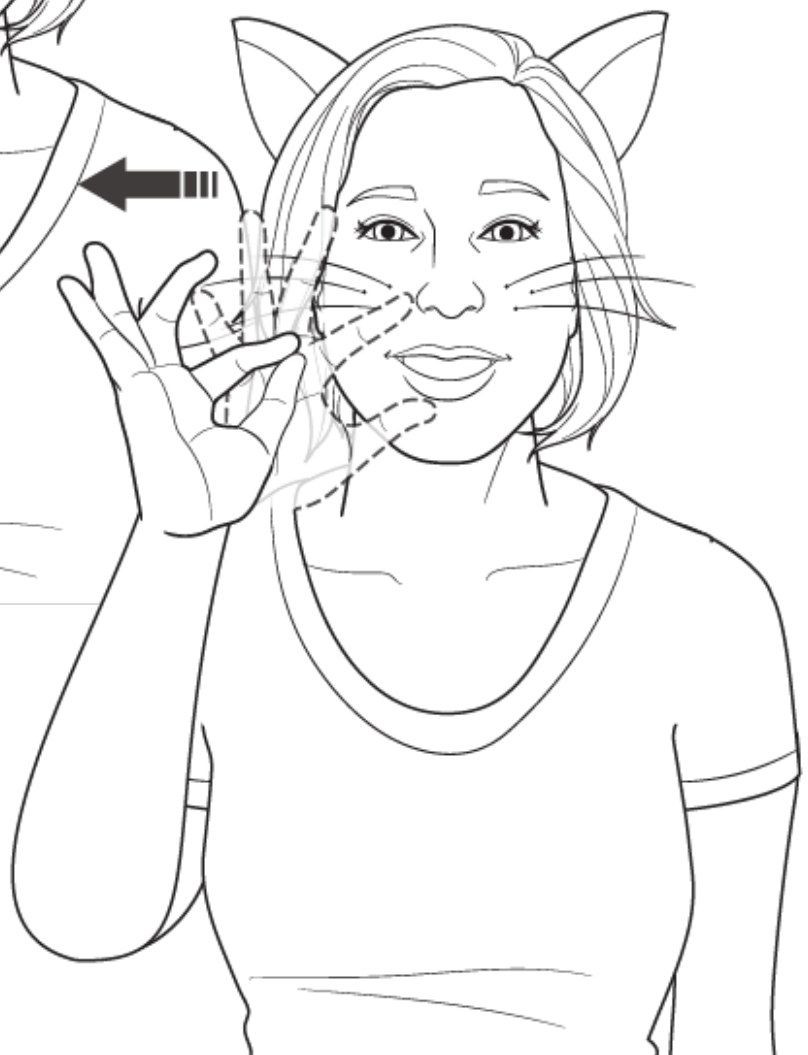
BLACK CAT

1. Index finger moves across forehead.
2. Hand closes into an F-hand.

1



2



Name

Date

Directions: Write the word for the sign.

CANDY

Finger on side of chin twists.



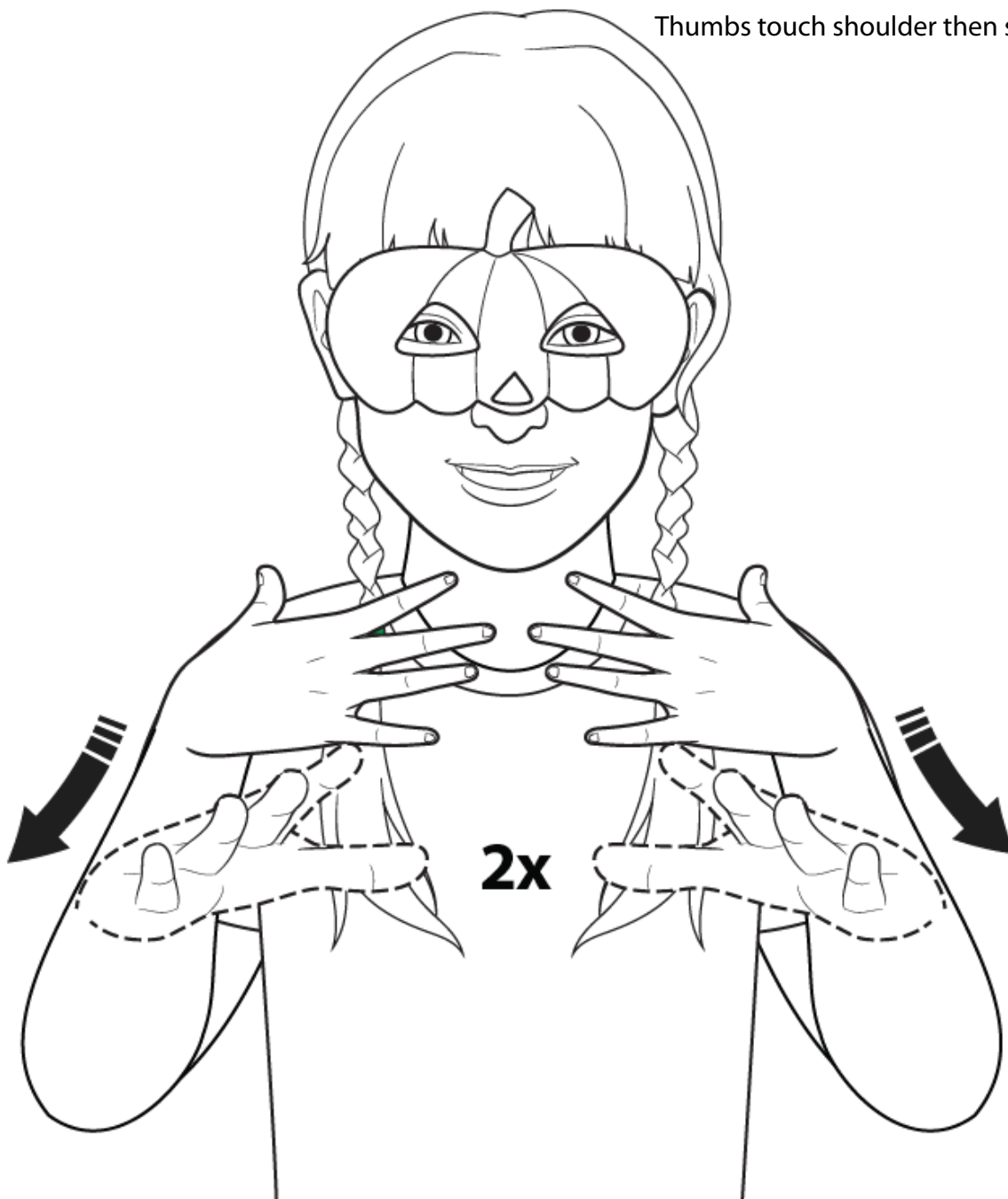
Name _____

Date _____

Directions: Write the word for the sign.

COSTUME

Thumbs touch shoulder then swing away 2x.



Name _____

Date _____

Directions: Write the word for the sign.

GHOST

Pull F-Hands apart moving in swirls.



Name _____

Date _____

Directions: Write the word for the sign.

MONSTER

Show claw hands.




Name

Date

Directions: Write the word for the sign.

HALLOWEEN

Hands make a peek-a-boo motion.



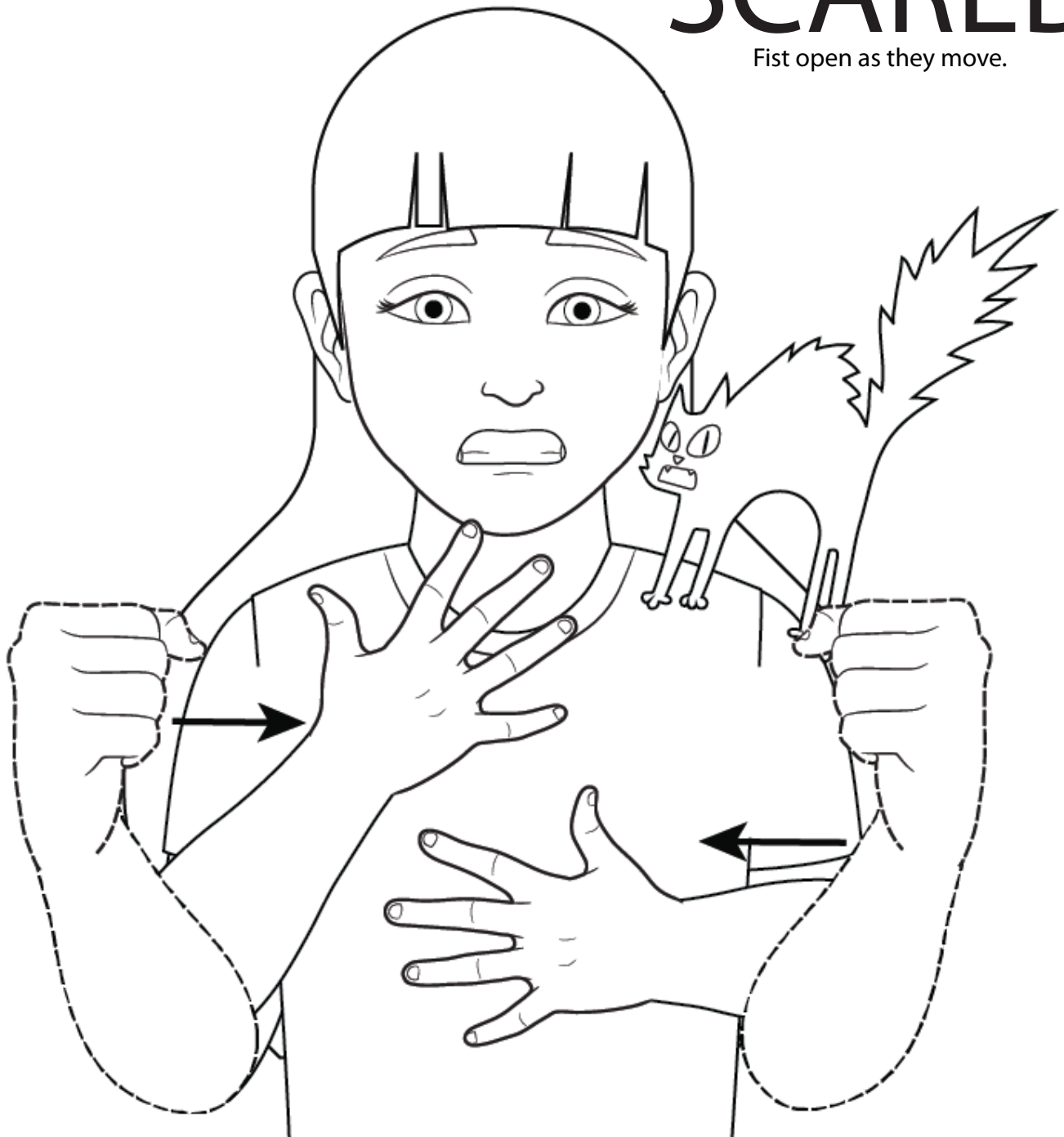
Name _____

Date _____

Directions: Write the word for the sign.

SCARED

Fist open as they move.



Name

Date

Directions: Write the word for the sign.

SKELETON

Fingertips tap chest 2x.




Name

Date

Directions: Write the word for the sign.

SPIDER

Stack claw-hands and wiggle fingers.



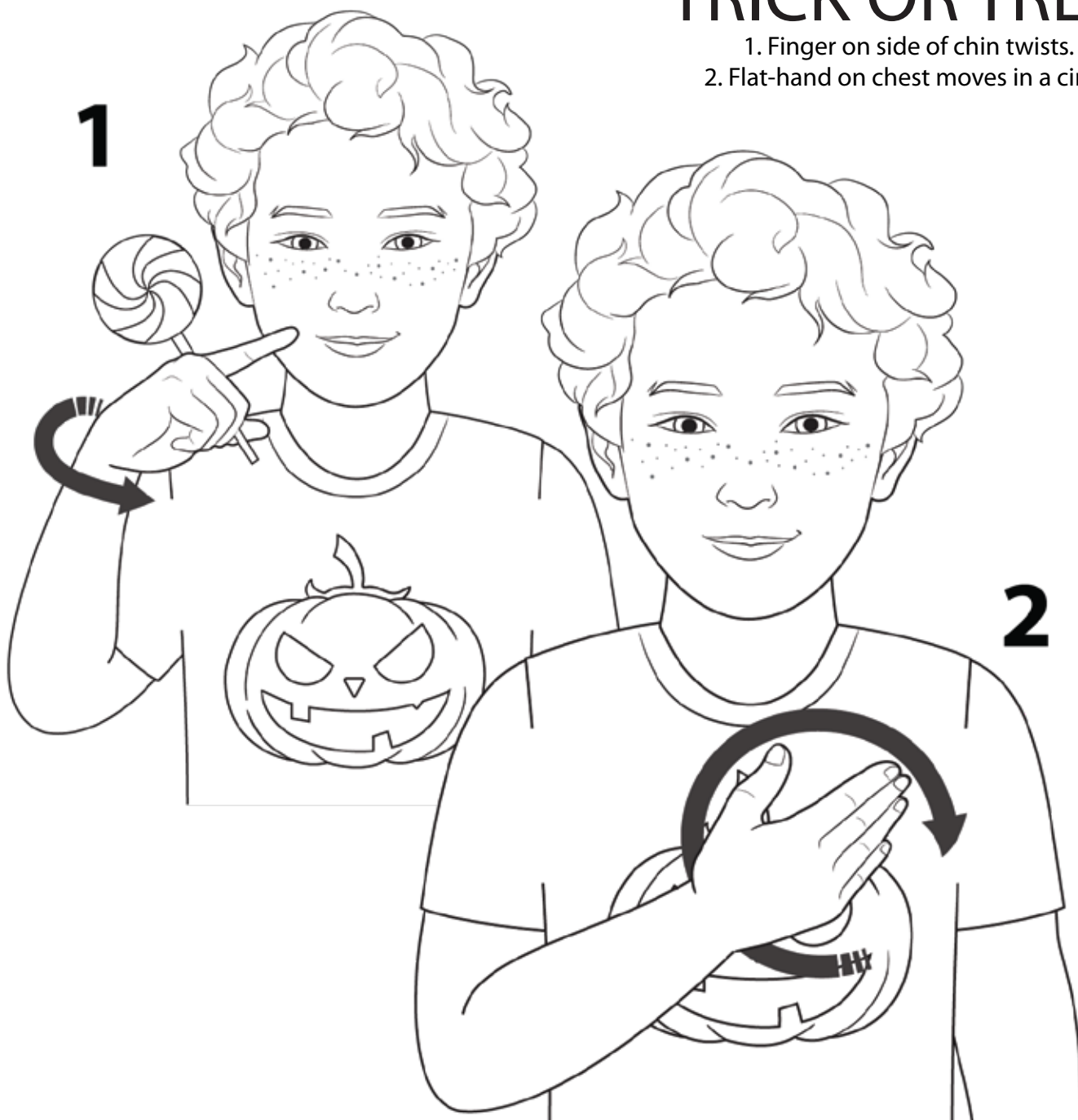
Name _____

Date _____

Directions: Write the word for the sign.

TRICK OR TREAT

1. Finger on side of chin twists.
2. Flat-hand on chest moves in a circle.



Name

Date

Directions: Write the word for the sign.

WITCH


X-hand arcs from nose then taps other finger 2x.



Name _____

Date _____


Directions: Color and write a sentence about the picture.



Name _____

Date _____

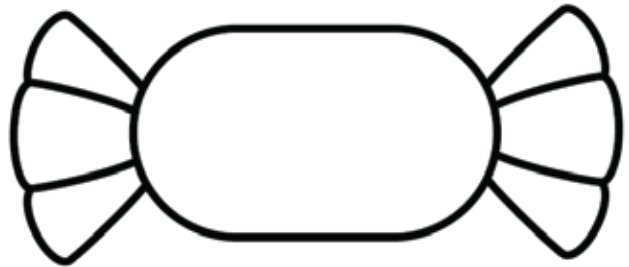
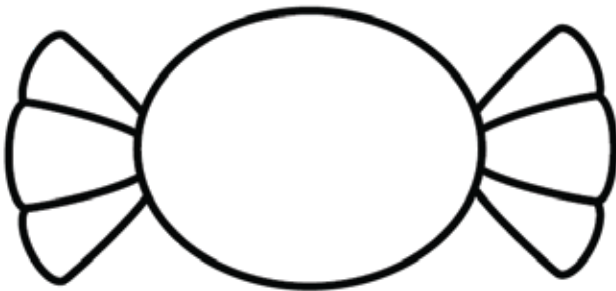
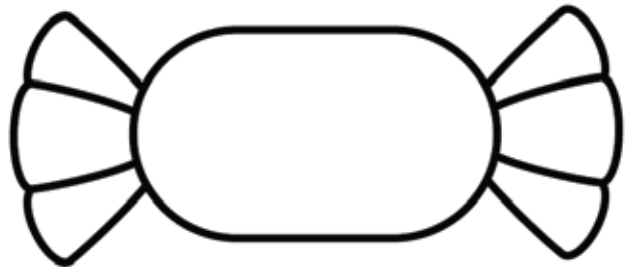
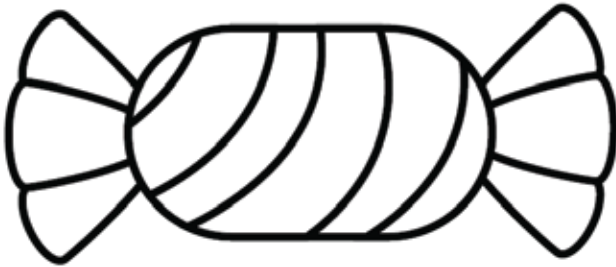
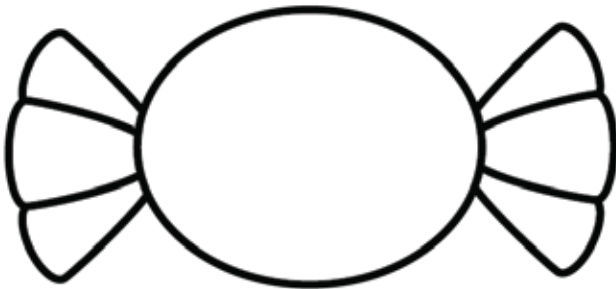
Directions: Color and write a sentence about the picture.



Name _____

Date _____

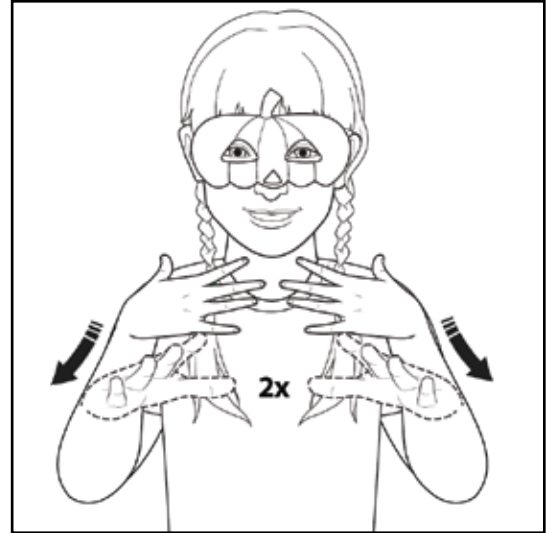
Directions: Color and write a sentence about the picture.



Name _____

Date _____


Directions: Color and write a sentence about the picture.



Name _____

Date _____




Directions: Color and write a sentence about the picture.



Name _____

Date _____


Directions: Color and write a sentence about the picture.



Name _____

Date _____


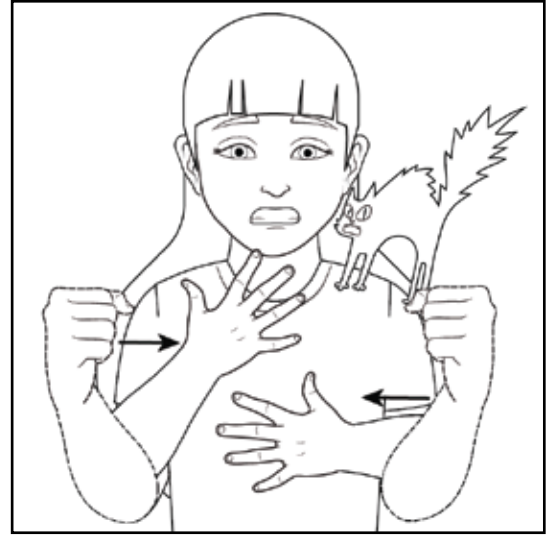

Directions: Color and write a sentence about the picture.



Name _____

Date _____

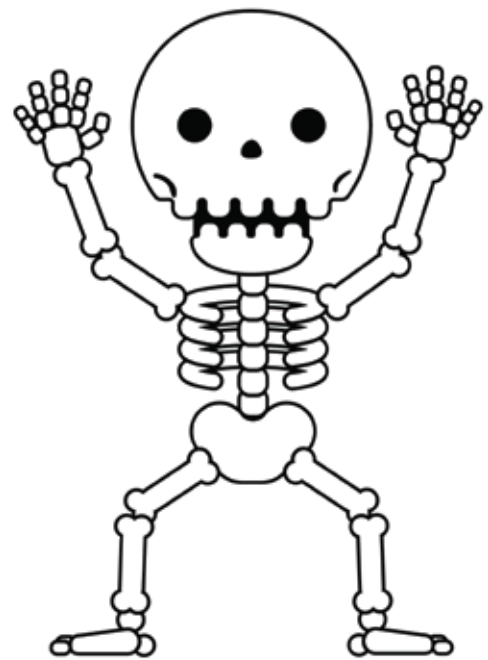

Directions: Color and write a sentence about the picture.



Name _____

Date _____


Directions: Color and write a sentence about the picture.



Name _____

Date _____

Directions: Color and write a sentence about the picture.



Name _____

Date _____

Directions: Color and write a sentence about the picture.



Name _____

Date _____

Directions: Color and write a sentence about the picture.



Click on Images



You'll love these too!



ASLTeachingResources.com/Learn-ASL



Get UNLIMITED ASL Resources Now!



Let us make your worksheets!
Pick a plan and start accessing ASL Resources

About the Author

Cynthia Long is a Nationally Certified Interpreter and the founder of Sign Baby Sign LLC. She has extensive experience homeschooling and interpreting in the classroom for primary, secondary, and post-secondary levels; she is dedicated to providing ASL teaching resources to schools and families across the U.S. All of the ASL resources on ASLTeachingResources.com are developed from years of experience in educational systems as a Nationally Certified ASL Interpreter.



By downloading, you agree to the terms of use:



You may

- For personal use
- For your classroom and/or students (ONLY)
- Purchase multiple licenses to share with colleagues
- Become a member to get more ASL resources

You may not

- Post this item on a personal, classroom or district website
- Copy or modify any part to offer to others for free or paid
- Copy or give to other teachers or colleagues

Feedback

Remember to leave feedback on your purchases to help others know the quality of this product.

Membership saves you money.



<https://aslteachingresources.com/member-info>
<https://aslteachingresources.com/sign-club>

Learn Sign the Fun Way



JOIN NOW



Member Benefits:

For Individuals & Schools

- Core-Content Worksheets
- Lesson Plan Books
- Flash Cards & Label Cards
- Wall Charts
- Dice & Other Games
- ASL Word of the Day Podcast
- Sign Club Series
- Online Video Dictionary
- Online ASL Courses
- Professional Development
- DIY Projects
- ASL Gift Shop
- Sight Words
- And more...Everything is ASL!

Subscribe: Search for "ASL Teaching Resources"

[Podcast](#)

[YouTube](#)

[TikTok](#)

[Facebook](#)

[Twitter](#)

[ASL Courses](#)

[Instagram](#)

[Pinterest](#)

[Sign Club](#)

CLICK - PRINT - Teach

See our Amazon books!

<https://amzn.to/3Gv2wqg>

amazon

A note from the founder: Our ASL Resources promote a successful learning experience that is both educational and fun. Whether you're using it for differentiation, extension activities or just for fun, become a member today and start saving hours of prep time. We have everything you need!



Happy Signing!

Cynthia F. Long, Founder
SignBabySign, LLC
ASLTeachingResources.com

