

I Know My Lunch Number Routines for School


ASL & English Versions

Learn My Lunch Number Contains 10 pages

- 4 ASL versions color and black/white
- 4 English versions color and black/white
- 2 Food ideas color and black/white



Get more ASL free with membership [here](#).




Learning My Lunch Number


ASL & English Versions

How to sign LUNCH

L-hand taps chin 2x.



2x



LUNCH

MY NAME: _____


MY LUNCH NUMBER: _____

Dear _____, help me learn my lunch number.

Directions:


1. Color the LUNCH number grid.
2. Color the number and number your favorite colors.
3. Touch the numbers of your lunch code. Can you do it with your eyes closed?

7	8	9
4	5	6
1	2	3
Clear	0	Enter



LUNCH

How to sign LUNCH



ASL Version

MY NAME: _____


MY LUNCH NUMBER: _____

Dear _____, help me learn my lunch number.

Directions:

1. Color the ENTER button green.
2. Color the border and numbers your favorite colors.
3. Touch the numbers of your lunch code. Can you do it with your eyes closed?


7	8	9
4	5	6
1	2	3
Clear	0	Enter



Put pictures of your favorite food to eat at school on the tray.

How to sign LUNCH


1



Flat O-hand towards mouth,
Flat hand on top of other arm.

Eat

2



Noon

ASL Version


MY LUNCH NUMBER: _____

Name _____

Date _____

Draw or put pictures on the lunch tray of your favorite food to eat at school.

How to sign LUNCH



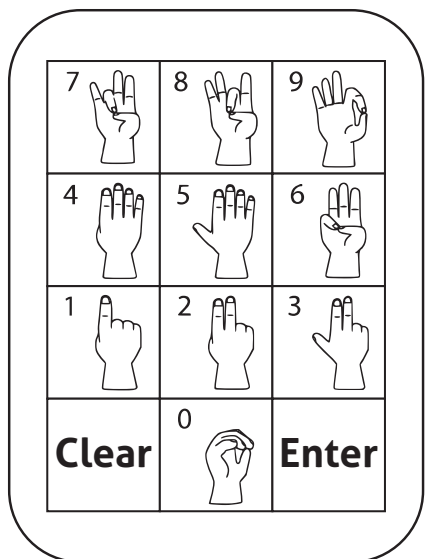
ASL Version

MY LUNCH NUMBER: _____

Name _____

Date _____

MY LUNCH NUMBER: _____



Color the sign for LUNCH.

ASL Version

Directions: Color your lunch numbers.



2



LUNCH

How to sign LUNCH



English Version

MY NAME: _____


MY LUNCH NUMBER: _____

Dear _____, help me learn my lunch number.

Directions:

1. Color the ENTER button green.
2. Color the border and numbers your favorite colors.
3. Touch the numbers of your lunch code. Can you do it with your eyes closed?

7	8	9
4	5	6
1	2	3
Clear	0	Enter



Name _____

Date _____

How to sign LUNCH

Put pictures of your favorite food to eat at school on the tray.



English Version

MY LUNCH NUMBER: _____

A large blue rounded rectangle containing two smaller, identical blue rounded rectangles, one above the other, intended for drawing pictures of favorite foods.

Name _____

Date _____

How to sign LUNCH

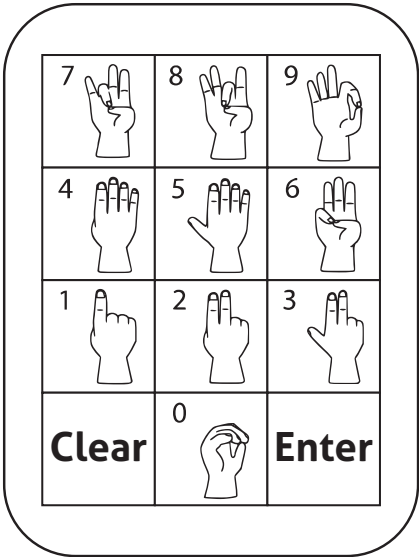


English Version

Draw or put pictures on the lunch tray of your favorite food to eat at school.

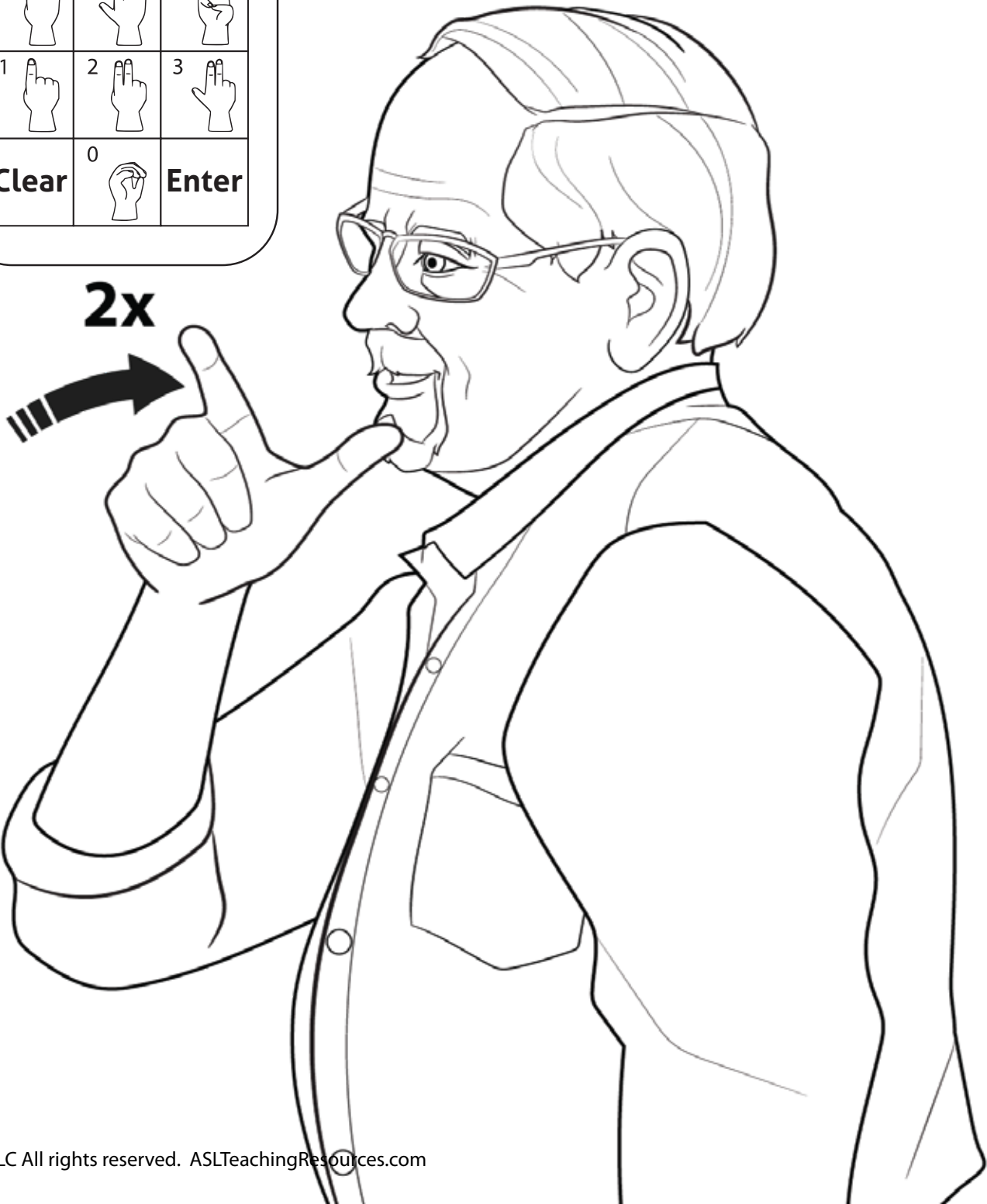
MY LUNCH NUMBER: _____

MY LUNCH NUMBER: _____



Color the sign for **LUNCH.**
English Version


Directions: Color your lunch numbers.



Name _____

Date _____


Use these pictures for your lunch tray.



Name

Date

Use these pictures for your lunch tray.



Enter to WIN!
Membership

ASL Resources



Get UNLIMITED ASL Resources Now!

ASL
Teaching
Resources



Let us make your worksheets!
Pick a plan and start accessing ASL Resources

About the Author

Cynthia Long Nationally Certified Interpreter and founder of Sign Baby Sign LLC. She has extensive experience homeschooling and interpreting in the classroom for primary, secondary, and post-secondary levels; she is dedicated to providing ASL teaching resources to schools and families across the U.S. All of the ASL resources on ASLTeachingResources.com are developed from years of experience in educational systems as a Nationally Certified ASL Interpreter.



By downloading, you agree to the terms of use.

You may	You may not
<ul style="list-style-type: none"> - Use for personal use - Use this item with your classroom and/or students (ONLY) - Purchase multiple licenses to share item with colleagues - Become a member and get hundreds more ASL resources 	<ul style="list-style-type: none"> - Post this item on a personal, classroom or district website - Copy or modify any part of this resource to offer to others for free or paid - Copy or give to other teachers or colleagues

Feedback

Remember to leave feedback on your purchases to help others know the quality of this product.



Free Sign Club: <http://bit.ly/SignClub>

ASL Resources

Hundreds of resources for busy teachers!
Join Now!

ASLTeachingResources.com/memberships

Member Benefits:

Memberships for Individuals & Schools

- Core-Content Worksheets
- Lesson Plan Books
- Flash Cards & Label Cards
- Wall Charts
- Dice & Other Games
- ASL Word of the Day Podcast
- Sign Club Series
- Online Video Dictionary
- Online ASL Courses
- Professional Development
- DIY Projects
- ASL Gift Shop
- Sight Words
- And more...Everything is ASL!

Subscribe for more ASL @

[Podcast](#)

[YouTube.com](#)

[Teacherspayteachers.com](#)

[Facebook.com](#)

[Twitter.com](#)

[ASL Courses](#)

[Instagram.com](#)

[Pinterest.com](#)

[Sign Club](#)

CLICK - PRINT - TEACH

A note from the founder: I love sign language! I believe in the many benefits it has to offer the classroom. Our ASL resources will promote a successful learning experience that is both educational and fun. Whether you're using it for differentiation, extension activities or just for fun; **become a member today** and start saving hours of prep time.

We have everything you need!



Happy signing!

Cynthia F. Long, Founder
SignBabySign, LLC
ASLTeachingResources.com

