

Multiplication Cards: 10

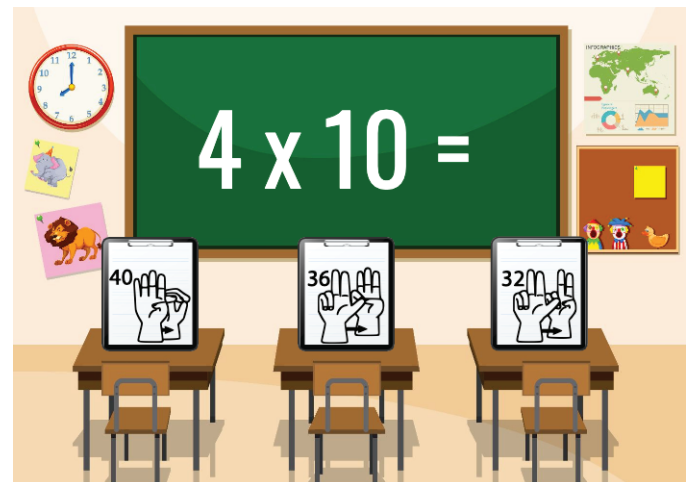



This flashcard set contains 10 large cards, 10 small cards, answer key.



Get this set and more digitally here.



Get more ASL free with membership here.



Name

Date

A classroom scene with a green chalkboard displaying the equation $9 \times 10 =$. To the left of the board is a clock showing 1:50 and a bulletin board with a lion picture. To the right is a world map and another bulletin board with a chicken picture. In front of the board are three desks, each with a sign showing a number and a hand sign: 90 with a hand sign for 9, 91 with a hand sign for 10, and 89 with a hand sign for 9.

A classroom scene with a green chalkboard displaying the equation $5 \times 10 =$. To the left of the board is a clock showing 1:50 and a bulletin board with a lion picture. To the right is a world map and another bulletin board with a chicken picture. In front of the board are three desks, each with a sign showing a number and a hand sign: 10 with a hand sign for 5, 45 with a hand sign for 10, and 50 with a hand sign for 5.

A classroom scene with a green chalkboard displaying the equation $8 \times 10 =$. To the left of the board is a clock showing 1:50 and a bulletin board with a lion picture. To the right is a world map and another bulletin board with a chicken picture. In front of the board are three desks, each with a sign showing a number and a hand sign: 80 with a hand sign for 8, 72 with a hand sign for 10, and 73 with a hand sign for 8.

A classroom scene with a green chalkboard displaying the equation $10 \times 10 =$. To the left of the board is a clock showing 1:50 and a bulletin board with a lion picture. To the right is a world map and another bulletin board with a chicken picture. In front of the board are three desks, each with a sign showing a number and a hand sign: 90 with a hand sign for 10, 10 with a hand sign for 10, and 100 with a hand sign for 10.

A classroom scene with a green chalkboard displaying the equation $7 \times 10 =$. To the left of the board is a clock showing 1:50 and a bulletin board with a lion picture. To the right is a world map and another bulletin board with a chicken picture. In front of the board are three desks, each with a sign showing a number and a hand sign: 70 with a hand sign for 7, 63 with a hand sign for 10, and 77 with a hand sign for 7.

A classroom scene with a green chalkboard displaying the equation $3 \times 10 =$. To the left of the board is a clock showing 1:50 and a bulletin board with a lion picture. To the right is a world map and another bulletin board with a chicken picture. In front of the board are three desks, each with a sign showing a number and a hand sign: 24 with a hand sign for 3, 27 with a hand sign for 10, and 30 with a hand sign for 3.

Name

Date

9 x 10 =

90, 91, 89

A classroom scene with a green chalkboard displaying the equation $9 \times 10 =$. Below the board are three desks, each with a sign showing a hand sign and a number: 90, 91, and 89. The room includes a clock, a world map, and a bulletin board.

5 x 10 =

10, 45, 50

A classroom scene with a green chalkboard displaying the equation $5 \times 10 =$. Below the board are three desks, each with a sign showing a hand sign and a number: 10, 45, and 50. The room includes a clock, a world map, and a bulletin board.

8 x 10 =

80, 72, 73

A classroom scene with a green chalkboard displaying the equation $8 \times 10 =$. Below the board are three desks, each with a sign showing a hand sign and a number: 80, 72, and 73. The room includes a clock, a world map, and a bulletin board.

10 x 10 =

90, 10, 100

A classroom scene with a green chalkboard displaying the equation $10 \times 10 =$. Below the board are three desks, each with a sign showing a hand sign and a number: 90, 10, and 100. The room includes a clock, a world map, and a bulletin board.

7 x 10 =

70, 63, 77

A classroom scene with a green chalkboard displaying the equation $7 \times 10 =$. Below the board are three desks, each with a sign showing a hand sign and a number: 70, 63, and 77. The room includes a clock, a world map, and a bulletin board.

3 x 10 =

24, 27, 30

A classroom scene with a green chalkboard displaying the equation $3 \times 10 =$. Below the board are three desks, each with a sign showing a hand sign and a number: 24, 27, and 30. The room includes a clock, a world map, and a bulletin board.

6 x 10 =

54, 60, 66

A classroom scene with a green chalkboard displaying the equation $6 \times 10 =$. Below the board are three desks, each with a sign showing a hand sign and a number: 54, 60, and 66. The room includes a clock, a world map, and a bulletin board.

1 x 10 =

10, 8, 9

A classroom scene with a green chalkboard displaying the equation $1 \times 10 =$. Below the board are three desks, each with a sign showing a hand sign and a number: 10, 8, and 9. The room includes a clock, a world map, and a bulletin board.

2 x 10 =

16, 18, 20


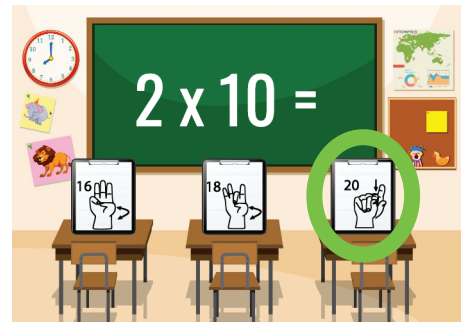
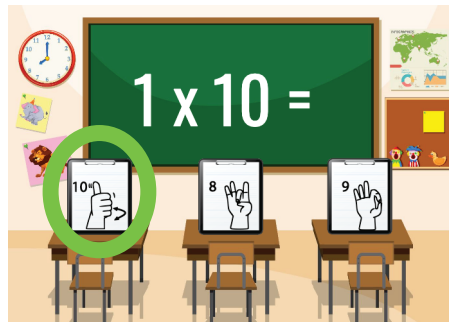

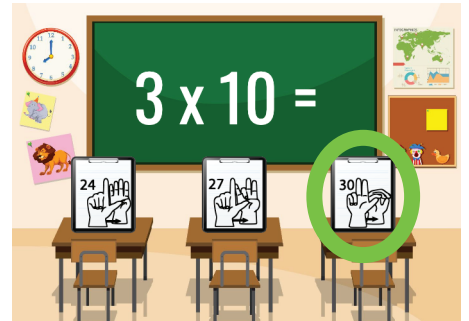


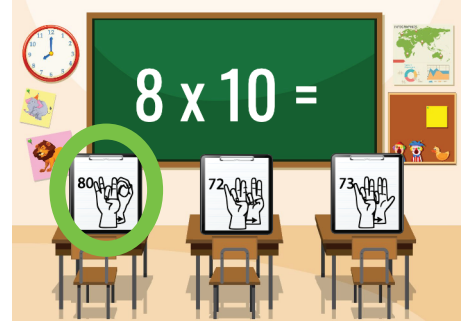


A classroom scene with a green chalkboard displaying the equation $2 \times 10 =$. Below the board are three desks, each with a sign showing a hand sign and a number: 16, 18, and 20. The room includes a clock, a world map, and a bulletin board.

4 x 10 =

40, 36, 32

A classroom scene with a green chalkboard displaying the equation $4 \times 10 =$. Below the board are three desks, each with a sign showing a hand sign and a number: 40, 36, and 32. The room includes a clock, a world map, and a bulletin board.

Answer Cards



ASL Resources

Hundreds of resources for busy teachers!

Join Now!

ASLTeachingResources.com/memberships

Member Benefits:

Memberships for Individuals & Schools

- Core-Content Worksheets
- Lesson Plan Books
- Flash Cards & Label Cards
- Wall Charts
- Dice & Other Games
- ASL Word of the Day Podcast
- Sign Club Series
- Online Video Dictionary
- Online ASL Courses
- Professional Development
- DIY Projects
- ASL Gift Shop
- And more...Everything is ASL!

Subscribe for more ASL @

Podcast: [ASL Word of the Day](#)
Facebook: [facebook.com/SignBabySign](#)
Instagram: [instagram.com/SignBabySign](#)

YouTube: [youtube.com/SignBabySign](#)
Twitter: [twitter.com/SignBabySign2me](#)
Pinterest: [pinterest.com/SignBabySign](#)

Click - Print - Teach

A note from the founder: I love sign language! I believe in the many benefits it has to offer the classroom. Our ASL resources will promote a successful learning experience that is both educational and fun. Whether you're using it for differentiation, extension activities or just for fun; **become a member today** and start saving hours of prep time.

We have everything you need!



Happy signing!

Cynthia F. Long, Founder
SignBabySign, LLC
ASLTeachingResources.com

