


# Colors Vocabulary Game

Part 1

This flashcard set contains 26 large cards, 26 small cards and answer key.



Get this set and more digitally [here](#).



Get more ASL free with membership [here](#).







Click here for your personal link to the product you purchased.

Terms of Use: Your purchase includes personal and classroom use. If another person would like to have use of this product, please direct them to our site to purchase their own copy. This product is not for commercial use.

### 3- Easy Steps

1. Save the link as a copy to share with your students.
2. Follow the directions on the slides.

# 3. Have fun!

Name \_\_\_\_\_

Date \_\_\_\_\_

## Learn the signs



### For product description

QR code is included to give you a video link to see each word signed.

1. Focus your smartphone's camera on the QR code.
2. Do not take a picture, instead, notice a pop-up.
3. Click on that link to open the video



## Say and Sign



black



brown



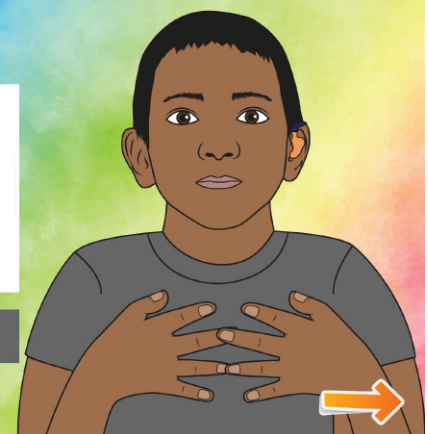
blue



color







gray





Name \_\_\_\_\_


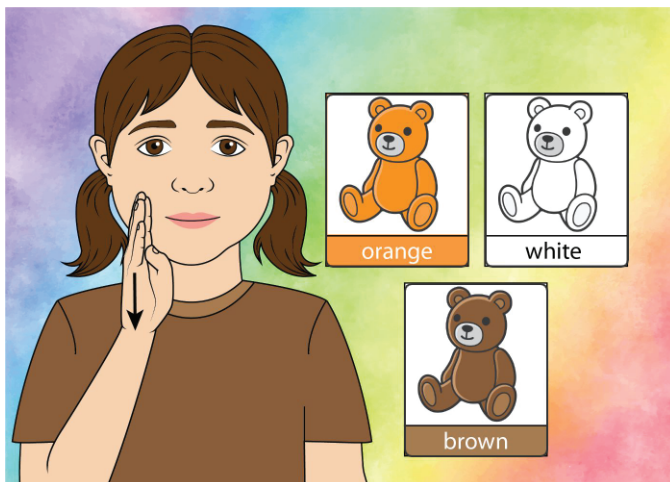
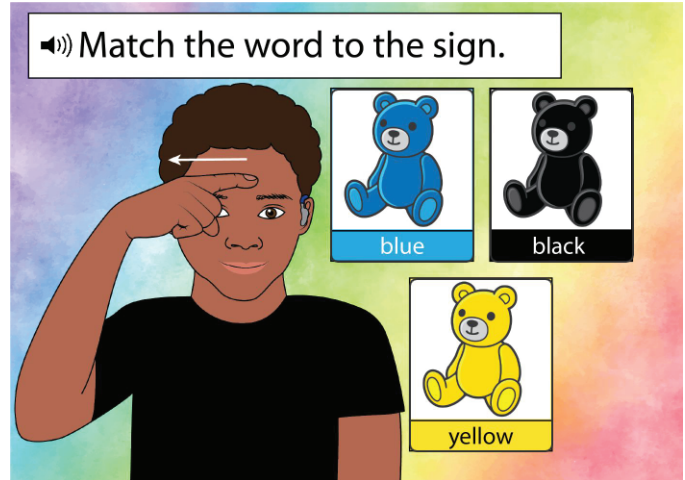
Date \_\_\_\_\_





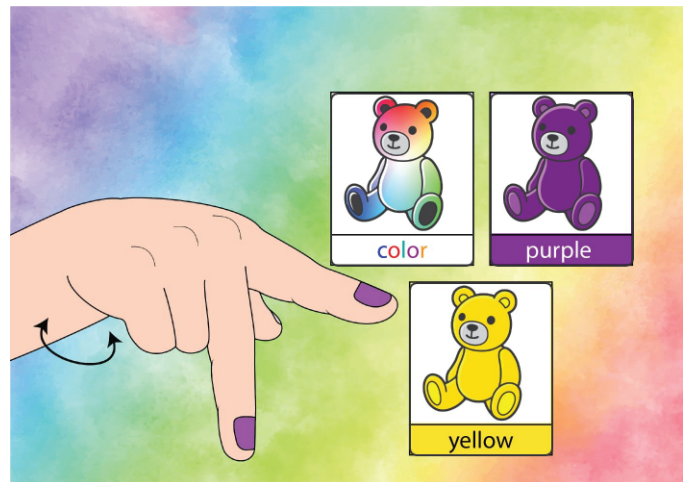

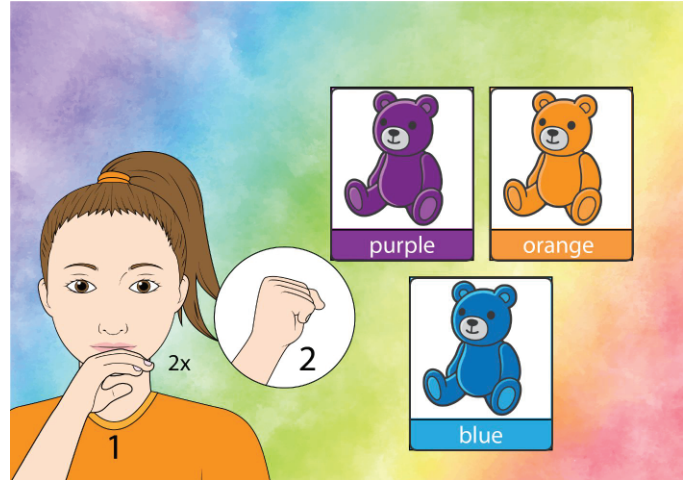
Name \_\_\_\_\_

Date \_\_\_\_\_





Name

Date



Name

Date





Name \_\_\_\_\_

Date \_\_\_\_\_

## Learn the signs

### For product description

QR code is included to give you a video link to see each word signed.

1. Focus your smartphone's camera on the QR code.

2. Do not take a picture, instead, notice a pop-up.

3. Click on that link to open the video.



### Say and Sign



black




brown



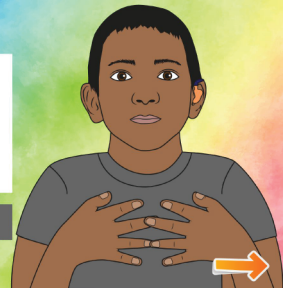
blue



color



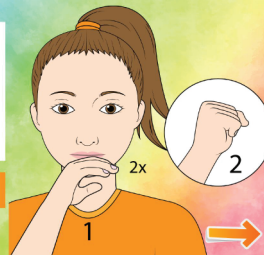
gray



green




orange



pink



purple



white




red



yellow


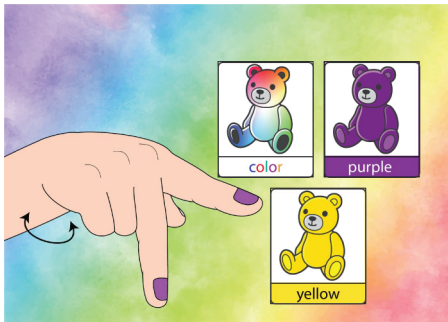

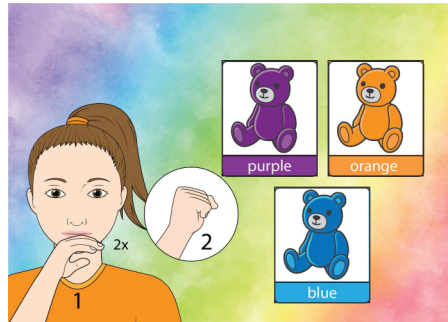




### Match the word to the sign.



Name

Date







# Answer Sheet

**Learn the signs** →

**For product description**  
 QR code is included to give you a video link to see each word signed.  
 1. Focus your smartphone's camera on the QR code.  
 2. Do not take a picture, instead, notice a pop-up.  
 3. Click on that link to open the video.



**Say and Sign**

black






brown




blue




color

gray






green






orange






pink

purple

white






red





yellow


**Match the word to the sign.**

blue



black



yellow




orange







white



brown



# Answer Sheet



# ASL Resources

Hundreds of resources for busy teachers!

## Join Now!

[ASLTeachingResources.com/memberships](http://ASLTeachingResources.com/memberships)

### Member Benefits:

#### Memberships for Individuals & Schools

- Core-Content Worksheets
- Lesson Plan Books
- Flash Cards & Label Cards
- Wall Charts
- Dice & Other Games
- ASL Word of the Day Podcast
- Sign Club Series
- Online Video Dictionary
- Online ASL Courses
- Professional Development
- DIY Projects
- ASL Gift Shop
- And more...Everything is ASL!

### Subscribe for more ASL @

Podcast: ASL Word of the Day  
Facebook.com/SignBabySign  
Instagram.com/SignBabySign

YouTube.com/SignBabySign  
Twitter.com/SignBabySign2me  
Pinterest.com/SignBabySign

## Click - Print - Teach

**A note from the founder:** I love sign language! I believe in the many benefits it has to offer the classroom. Our ASL resources will promote a successful learning experience that is both educational and fun. Whether you're using it for differentiation, extension activities or just for fun; **become a member today** and start saving hours of prep time.

We have everything you need!



**Happy signing!**

Cynthia F. Long, Founder  
SignBabySign, LLC  
[ASLTeachingResources.com](http://ASLTeachingResources.com)

