

Shapes Practice



More Lesson Worksheets [here](#).



View Videos with QR Code



Get more ASL free with membership [here](#).





Name _____






Date _____

Shapes Practice: Dog

Directions: Learn to draw with shapes with the 3 step process.

Step 1: Practice drawing each shape three times.



Use these shapes	Try it yourself
	
	
	
	
	

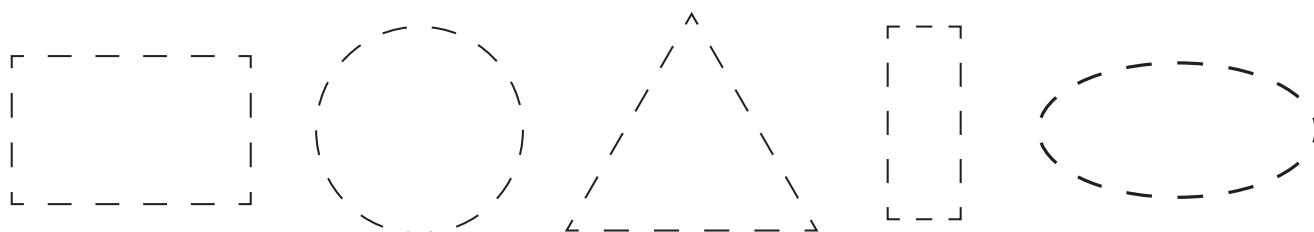

Name _____

Date _____

Trace the Dog

Directions:

Step 2: Using the shapes you just practiced in step 1, practice tracing and then color.



Name _____

Date _____

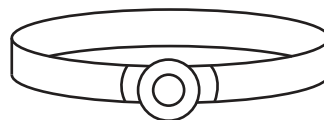
Draw a Dog

Directions:

Step 3: It's your turn to draw the shape by yourself. On the left, draw using the shapes you have been practicing. On the right, draw it with your own shape ideas.

Draw a dog with the shapes below.

Draw a dog with your own shape ideas.




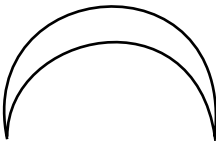



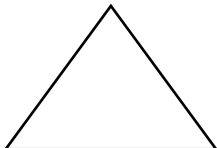
Name _____

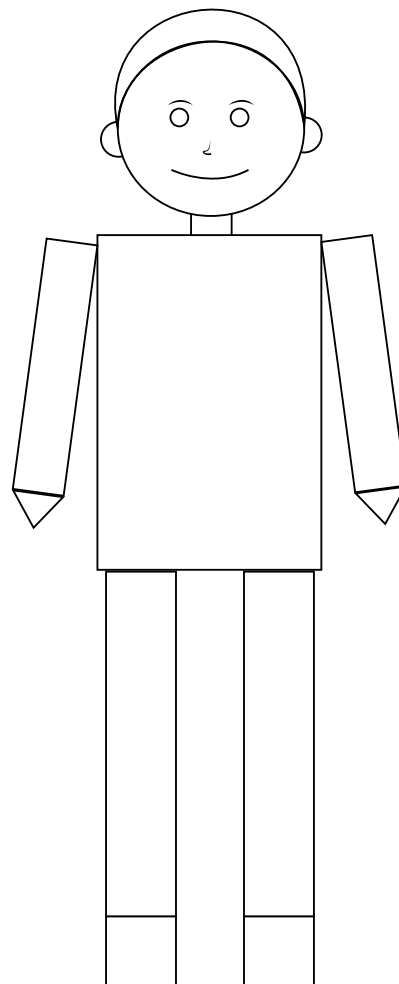
Date _____

Shapes Practice: Boy

Directions: Learn to draw with shapes with the 3 step process.

Step 1: Practice drawing each shape three times.

Shape	Your Turn
	
	
	
	
	
	



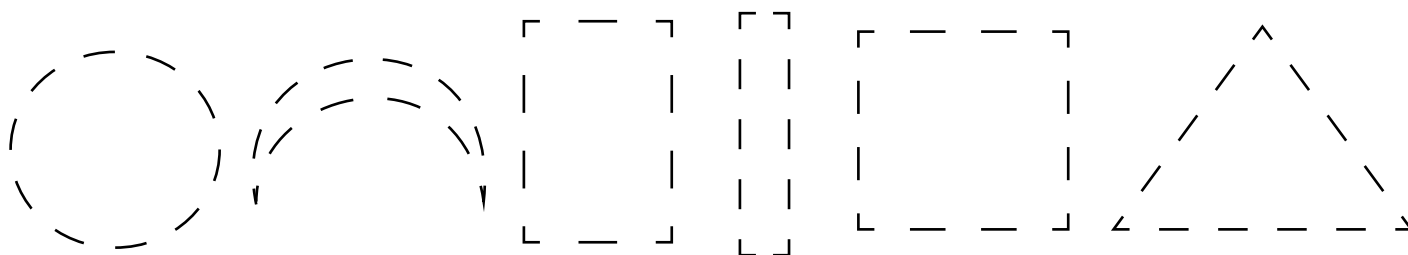
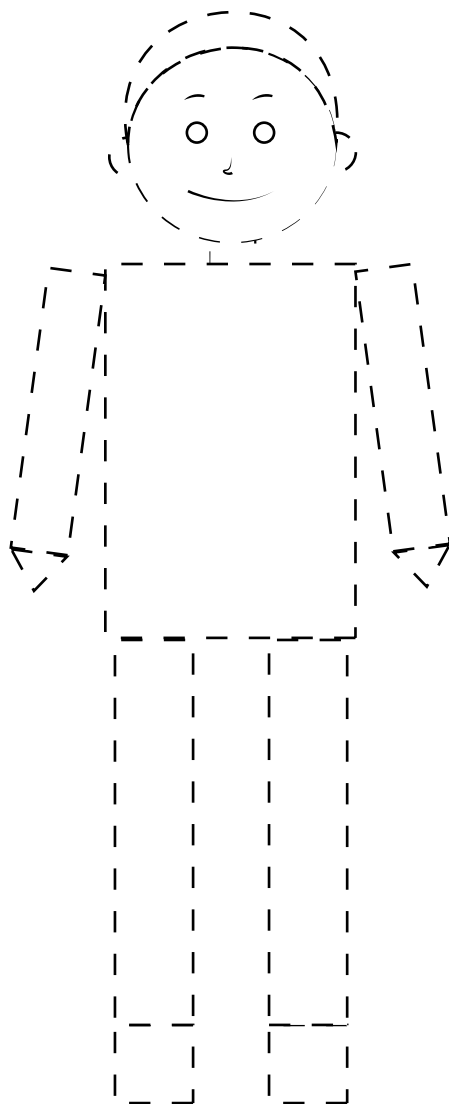
Name _____

Date _____

Trace the Boy

Directions:

Step 2: Using the shapes you just practiced in step 1, practice tracing and then color.



Name _____

Date _____

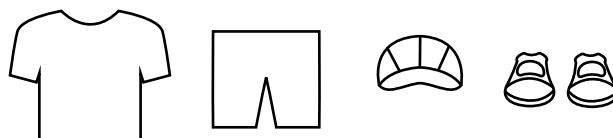
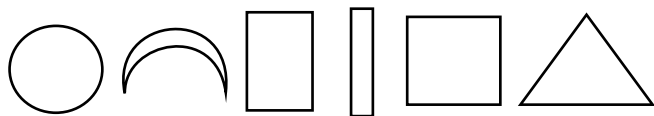
Draw a Boy

Directions:

Step 3: It's your turn to draw the shape by yourself. On the left, draw using the shapes you have been practicing. On the right, draw it with your own shape ideas.

Draw a boy with the shapes below.

Draw a boy with your own shape ideas.




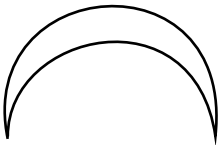



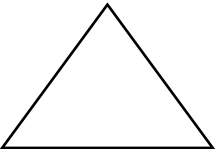
Name _____

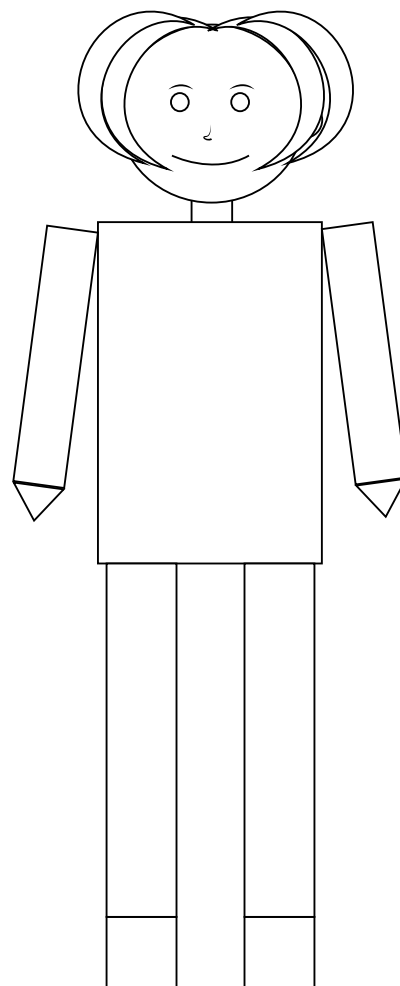
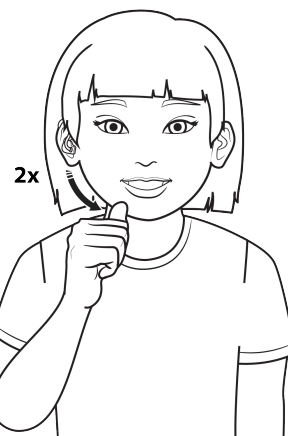
Date _____

Shapes Practice: Girl

Directions: Learn to draw with shapes with the 3 step process.

Step 1: Practice drawing each shape three times.

Shape	Your Turn
	
	
	
	
	
	



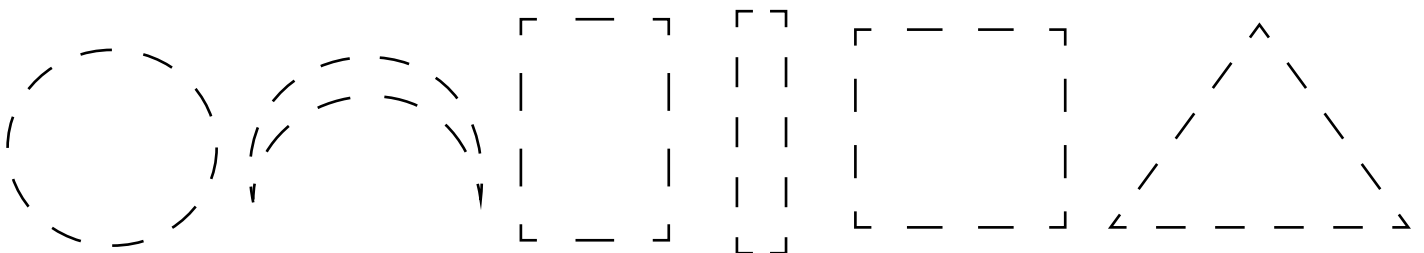

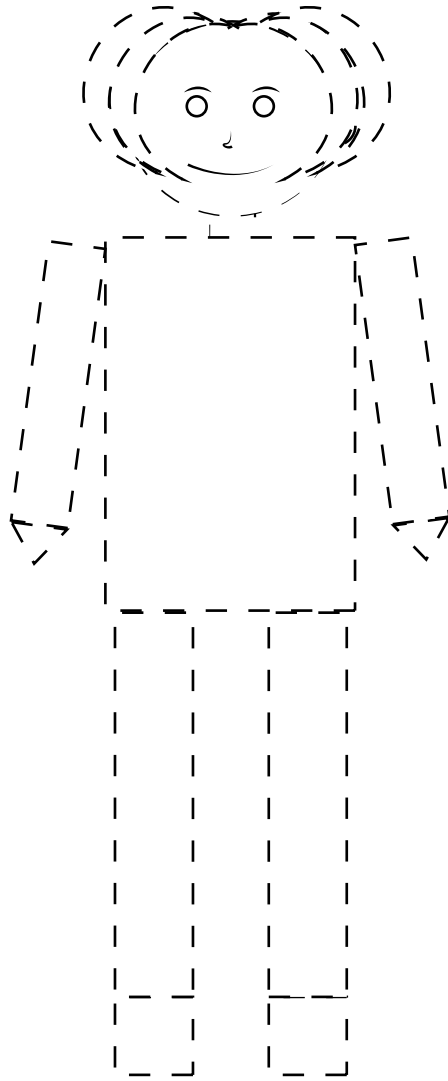
Name _____

Date _____

Trace the Girl

Directions:

Step 2: Using the shapes you just practiced in step 1, practice tracing and then color.



Name _____

Date _____


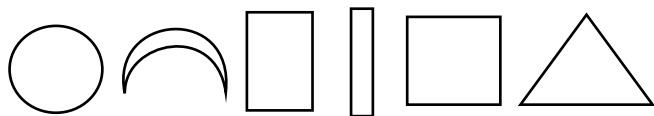
Draw a Girl

Directions:

Step 3: It's your turn to draw the shape by yourself. On the left, draw using the shapes you have been practicing. On the right, draw it with your own shape ideas.

Draw a girl with the shapes below.

Draw a girl with your own shape ideas.



SIGNING STARS



SPECIAL EDUCATION CLASSROOM

Must Haves

Your students
can be
Signing Stars



Steps



Posters



Videos



Minutes



Bonuses

Yes! I want this!



bit.ly/pro-sped



Click on Images



You'll love these too!



bit.ly/MoreASL



JOIN the ASLTR Community

- Stay up to date with ASL support
- Get FREE resources and coupons

CLICK HERE



<https://bit.ly/asl-update>

**ASL
Teaching
Resources**



Let us make your worksheets!
Pick a plan and start accessing ASL Resources

About the Author

Cynthia Long is a Nationally Certified Interpreter and the founder of Sign Baby Sign LLC. She has extensive experience homeschooling and interpreting in the classroom for primary, secondary, and post-secondary levels and she is dedicated to providing ASL teaching resources to schools and families across the U.S. All of the ASL resources on ASLTeachingResources.com are developed from years of experience in educational systems as a Nationally Certified ASL Interpreter.



By purchasing, you agree to the terms of use:



You may

- For personal use
- Make copies for your classroom, children, or personal use
- Purchase multiple licenses or additional products to share
- Become a member to get more ASL resources

You may not

- Post this item on a personal or district website (contact us for permission)
- Modify any part to offer to others for free or paid
- Copy or give to other teachers or colleagues

Feedback

Remember to leave feedback on your purchases to help others know the quality of this product.

Membership saves you money.



<https://bit.ly/aslinfo>

Learn Sign the Fun Way



JOIN NOW



Member Benefits:

For Individuals & Schools

- Core-Content Worksheets
- Lesson Plan Books
- Flash Cards & Label Cards
- Wall Charts
- Dice & Other Games
- ASL Word of the Day Podcast
- Sign Club Series
- Online Video Dictionary
- Online ASL Courses
- Professional Development
- DIY Projects
- ASL Gift Shop
- Sight Words
- And more...Everything is ASL!



More Sign Language!

bit.ly/MoreASL



CLICK - PRINT - Teach

See our Amazon books!

<https://amzn.to/3Gv2wqq>

amazon

A note from the founder: Our ASL Resources promote a successful learning experience that is both educational and fun. Whether you're using it for differentiation, extension activities or just for fun, become a member today and start saving hours of prep time. We have everything you need!



Happy Signing!

Cynthia F. Long, Founder

SignBabySign, LLC

ASLTeachingResources.com

