



# Letter Writing Practice

## L - Leprechaun

Name \_\_\_\_\_ Date \_\_\_\_\_

ASLTeachingResources.com


 **L I** 

**Leprechaun**

"L" hand pulls up to a close to make pointy ears.

Underline the uppercase. Circle the lowercase.



L g c k L k L B  
e L B L L C b f L C E



Trace Write

© SignBabySign® LLC All rights reserved. ASLTeachingResources.com

ASLTeachingResources.com Date \_\_\_\_\_


 **L I** 

**Leprechaun**

"L" hand pulls up to a close to make pointy ears.

Underline the uppercase. Circle the lowercase.

L g c k L k L B  
e L B L L C b f L C E



Trace Write

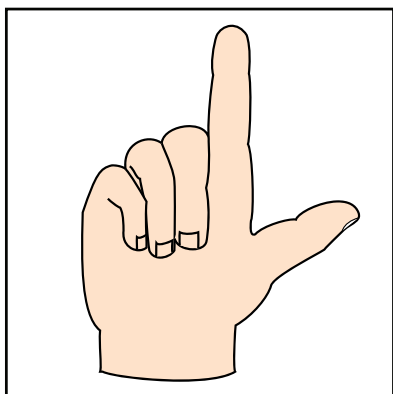
© SignBabySign® LLC All rights reserved. ASLTeachingResources.com



Name \_\_\_\_\_

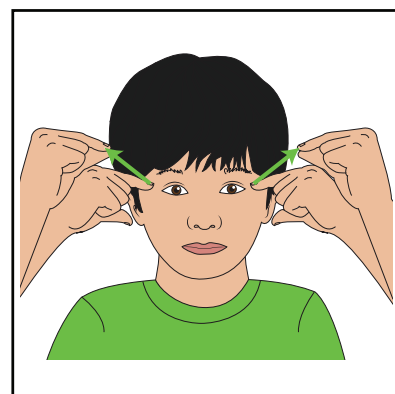
ASLTeachingResources.com

Date \_\_\_\_\_



L I

Leprechaun



"G" hand pulls up to a close  
to make pointy ears.

Underline the uppercase. Circle the lower case.

L g c k  
e | |  
d j B L L



L k B  
I K I  
C b f L C E

Trace

L	L	L	L
L	L	L	L
L	L	L	L
L	L	L	L
L	L	L	L


Write

L			

Name \_\_\_\_\_

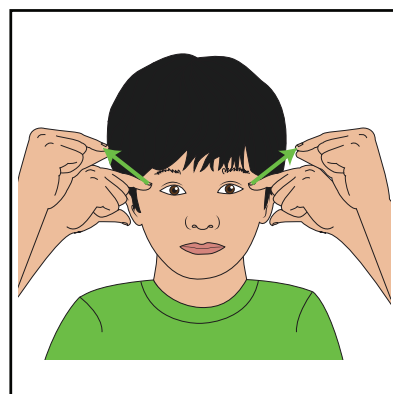
ASLTeachingResources.com

Date \_\_\_\_\_



L I

Leprechaun



"G" hand pulls up to a close to make pointy ears.

Underline the uppercase. Circle the lower case.

L g c k  
e | |  
d j B L L



L k B  
I K I  
C b f L C E

Trace

L	L	L	L
L	L	L	L
L	L	L	L
L	L	L	L
L	L	L	L

Write

L			

# 5 DAYS OF FREEBIES

**Pre-K & SPED teachers!**

★ **Game**

★ **ABC**

★ **1, 2, 3**

★ **Pre-K List**

★ **Counting**



[bit.ly/free-prek](https://bit.ly/free-prek)

**Yes! I want this!**





# JOIN the ASLTR Community

- Stay up to date with ASL support
- Get FREE resources and coupons

**CLICK HERE**



<https://bit.ly/asl-update>

**ASL  
Teaching  
Resources**



**Let us make your worksheets!**  
Pick a plan and start accessing ASL Resources

## About the Author

Cynthia Long is a Nationally Certified Interpreter and the founder of Sign Baby Sign LLC. She has extensive experience homeschooling and interpreting in the classroom for primary, secondary, and post-secondary levels and she is dedicated to providing ASL teaching resources to schools and families across the U.S. All of the ASL resources on [ASLTeachingResources.com](https://ASLTeachingResources.com) are developed from years of experience in educational systems as a Nationally Certified ASL Interpreter.



By purchasing, you agree to the terms of use:



### You may

- For personal use
- Make copies for your classroom, children, or personal use
- Purchase multiple licenses or additional products to share
- Become a member to get more ASL resources

### You may not

- Post this item on a personal or district website (contact us for permission)
- Modify any part to offer to others for free or paid
- Copy or give to other teachers or colleagues

## Feedback

Remember to leave feedback on your purchases to help others know the quality of this product.

Membership saves you money.



<https://bit.ly/aslinfo>

# Learn Sign the Fun Way



**JOIN NOW**



## Member Benefits:

### For Individuals & Schools

- Core-Content Worksheets
- Lesson Plan Books
- Flash Cards & Label Cards
- Wall Charts
- Dice & Other Games
- ASL Word of the Day Podcast
- Sign Club Series
- Online Video Dictionary
- Online ASL Courses
- Professional Development
- DIY Projects
- ASL Gift Shop
- Sight Words
- And more...Everything is ASL!



**More Sign Language!**

[bit.ly/MoreASL](https://bit.ly/MoreASL)



**CLICK - PRINT - Teach**

**See our Amazon books!**

<https://amzn.to/3Gv2wqq>

**amazon**

A note from the founder: Our ASL Resources promote a successful learning experience that is both educational and fun. Whether you're using it for differentiation, extension activities or just for fun, become a member today and start saving hours of prep time. We have everything you need!



**Happy Signing!**

**Cynthia F. Long, Founder**

SignBabySign, LLC

[ASLTeachingResources.com](http://ASLTeachingResources.com)

