


# One



# One



One



1

One



1

One




1

One




1

# One



1

# One



1

# One



1

# One



1

---

Name \_\_\_\_\_

Date \_\_\_\_\_

Directions: Color the sign.

One




Name \_\_\_\_\_

Date \_\_\_\_\_

One

①



# ASL Resources

Hundreds of resources for busy teachers!

## Join Now!

[ASLTeachingResources.com/memberships](http://ASLTeachingResources.com/memberships)

### Member Benefits:

#### Memberships for Individuals & Schools

- Core-Content Worksheets
- Lesson Plan Books
- Flash Cards & Label Cards
- Wall Charts
- Dice & Other Games
- ASL Word of the Day Podcast
- Sign Club Series
- Online Video Dictionary
- Online ASL Courses
- Professional Development
- DIY Projects
- ASL Gift Shop
- And more...Everything is ASL!

### Subscribe for more ASL @

Podcast: ASL Word of the Day  
Facebook.com/SignBabySign  
Instagram.com/SignBabySign

YouTube.com/SignBabySign  
Twitter.com/SignBabySign2me  
Pinterest.com/SignBabySign

## Click - Print - Teach

**A note from the founder:** I love sign language! I believe in the many benefits it has to offer the classroom. Our ASL resources will promote a successful learning experience that is both educational and fun. Whether you're using it for differentiation, extension activities or just for fun; **become a member today** and start saving hours of prep time.

We have everything you need!



**Happy signing!**

Cynthia F. Long, Founder  
SignBabySign, LLC  
[ASLTeachingResources.com](http://ASLTeachingResources.com)

