


Name _____

Date _____

Counting Hands

Cut out the hands, glue down the palms, leaving the fingers free. Let children fold the fingers up and down as they count them. You could also have the child trace his/her REAL hands!




Name _____

Date _____

Counting Hands

Cut out the hands, glue down the palms, leaving the fingers free. Let children fold the fingers up and down as they count them. You could also have the child trace his/her REAL hands!




Name _____

Date _____

Counting Hands

Cut out the hands, glue down the palms, leaving the fingers free. Let children fold the fingers up and down as they count them. You could also have the child trace his/her REAL hands!



Need More ASL?



- ✓ Less Planning
- ✓ Less Stress
- ✓ Less Searching

Student Success

Membership gives you **FREE** access to hundreds of **ASL teaching tools**.

BEST Deal!



GET ACCESS

We give you all the tools necessary to succeed whether you know sign or not.