

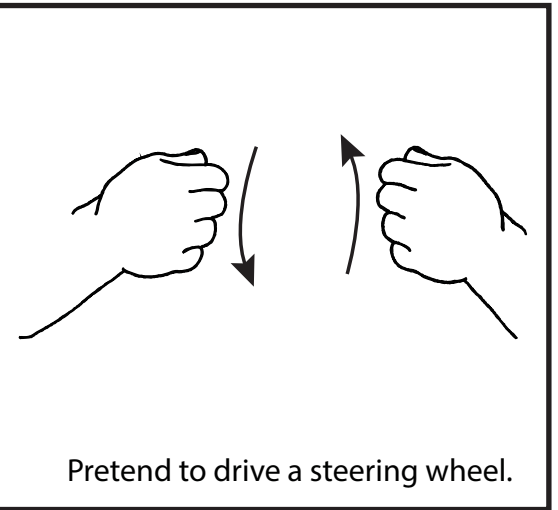
Car

Level: Pre-K, K

Category: My First Signs 2 Activity Book

Topics: Transportation

Materials: coloring utensils, empty juice boxes, car photos



Color and do the activity.

Craft: Make a car out of a juice box.

Game: Create a road and a stop sign. Kids “drive” around the course. Add gas station, etc.

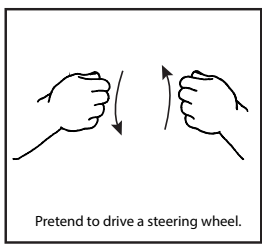

Idea: Teach about different kinds of cars (taxi, police, race car). Have pictures or toy cars to reinforce learning.

Example

Car


Name _____ Date _____

Color and do the activity.




Pretend to drive a steering wheel.


Look at this car and find what is different in the other two.



Circle what is missing.



Circle what is added.



www.SignBabySign.org®

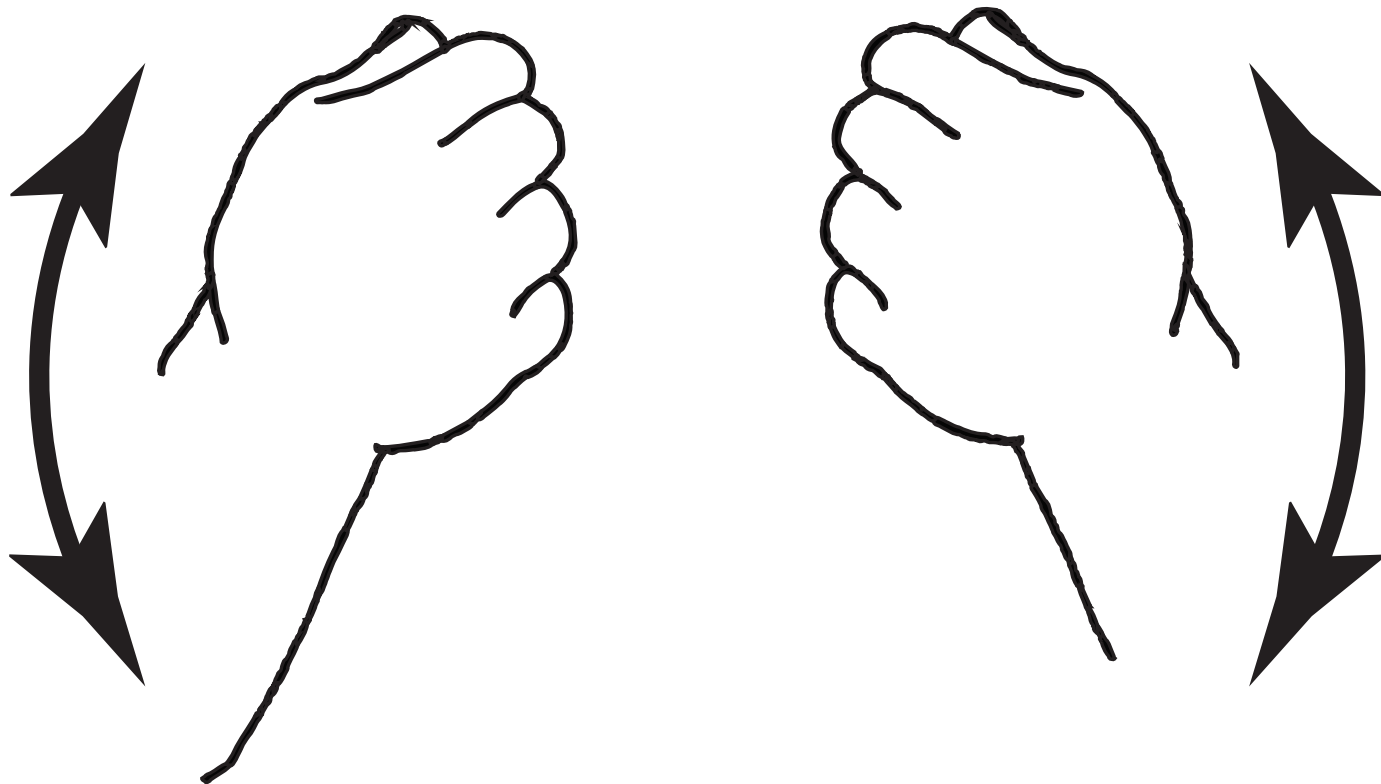
Click image for video.

HOW TO SIGN

CAR



Car




Pretend to drive a steering wheel.

Car


Name _____

Date _____


Color and do the activity.




Pretend to drive a steering wheel.




Look at this car and find what is different in the other two.



Circle what is missing.



Circle what is added.




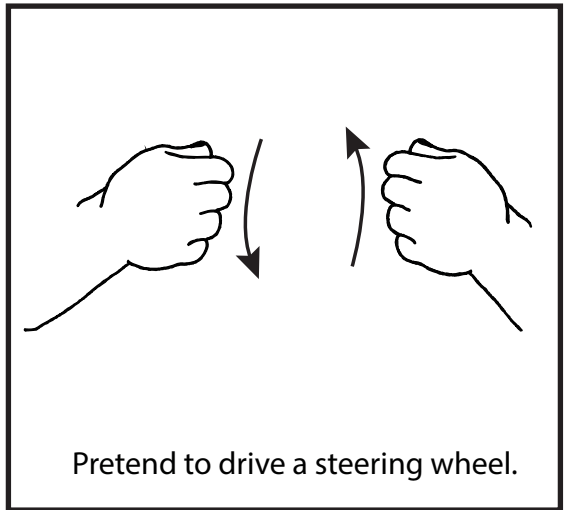
Car

Color and do the activity.


Craft: Make a car out of a juice box.

Game: Create a road and a stop sign. Kids "drive" around the course. Add gas station, etc.


Idea: Teach about different kinds of cars (taxi, police, race car). Have pictures or toy cars to reinforce learning.




Look at this car and find what is different in the other two.



Circle what is missing.



Circle what is added.



Child's Name

www.signbabysign.org

Date word was signed

©SignBabySign All rights reserved

Need More ASL?



- ✓ Less Planning
- ✓ Less Stress
- ✓ Less Searching

Student Success

Membership gives you **FREE** access to hundreds of **ASL teaching tools**.

BEST Deal!



GET ACCESS

We give you all the tools necessary to succeed whether you know sign or not.