


Birthday Cards

This flashcard set contains 61 large cards, 61 small cards, answer key.
These are from our online Boom Learning cards.



Get this set and more
digitally [here](#).

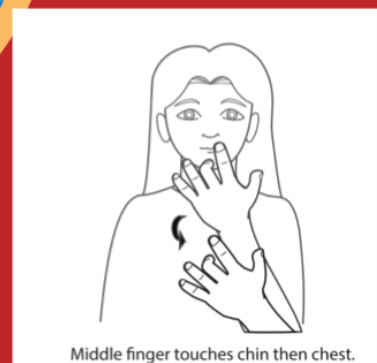


Get more ASL free with
membership [here](#).

Birthday



Learn
Sign
Language



Name _____

Date _____



Name

Date



Name _____

Date _____



Name _____

Date _____



Name

Date



Name _____

Date _____



Name _____

Date _____

A sign for the word "thanks" is displayed on a table covered with a yellow and red polka-dot cloth. The sign shows a hand with the index finger pointing down and the thumb up, with the text "C" hand (fingers on chest) moves down. Below the sign, the word "thanks" is written in a red box. To the right of the sign, the words "age" and "wish" are written in red boxes.

A sign for the word "age" is displayed on a table covered with a yellow and red polka-dot cloth. The sign shows a hand with the index finger pointing up and the thumb up, with the text "Pat head 2x." Below the sign, the word "age" is written in a red box. To the left of the sign, the words "thanks" and "wish" are written in red boxes.

A sign for the word "f" is displayed on a table covered with a yellow and red polka-dot cloth. The sign shows a hand with the index finger pointing up and the thumb up, with the text "Hands move forward in an upward arch." Below the sign, the word "f" is written in a red box. To the right of the sign, the words "t", "i", and "g" are written in red boxes.

A sign for the word "w" is displayed on a table covered with a yellow and red polka-dot cloth. The sign shows a hand with the index finger pointing down and the thumb up, with the text "C" hand (fingers on chest) moves down. Below the sign, the word "w" is written in a red box. To the left of the sign, the words "s" and "h" are written in red boxes.

A sign for the word "c" is displayed on a table covered with a yellow and red polka-dot cloth. The sign shows a hand with the index finger pointing up and the thumb up, with the text "Slightly raise 'claw' hand up off flat hand." Below the sign, the word "c" is written in a red box. To the right of the sign, the words "e", "a", and "k" are written in red boxes.

A sign for the word "e" is displayed on a table covered with a yellow and red polka-dot cloth. The sign shows a hand with the index finger pointing up and the thumb up, with the text "Knuckles touch 2x." Below the sign, the word "e" is written in a red box. To the left of the sign, the words "m", "a", and "g" are written in red boxes.

Name _____

Date _____



Move up and off chest 2x.

happy




C hand at chin moves down slightly to an S.

gea



Middle finger touches chin then chest.

birthday



Fingers interlock then reverse position.

need



Move "P" hands left to right

party



Move hand like you are blowing a kiss.

thank

Name _____

Date _____

Index finger on heel of palm Wiggle fingers.

c l a n e d

Spell the word.
Tap submit.

"C" hand (fingers on chest) moves down.

Move hand like you are blowing a kiss.

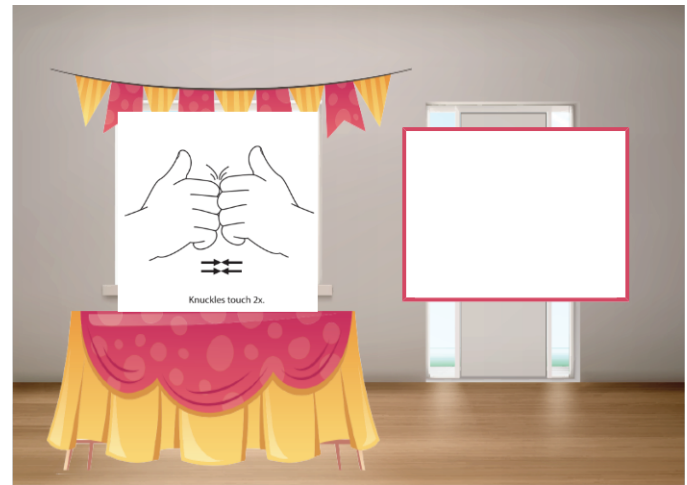
Move "P" hands left to right

Move up and off chest 2x.

Fingers interlock then reverse position.

Name

Date



Name

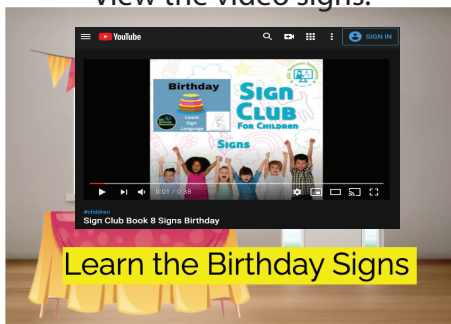
Date



Name _____

Date _____

View the video signs.



Name

Date




Name

Date



Name

Date



Fingers interlock then reverse position.

n e d r i f




Move "P" hands left to right

p t a r y



Move hand like you are blowing a kiss.

a s n k h t



Index finger on heel of palm Wiggle fingers.

c l a n e d



Spell the word. Tap submit.

"C" hand fingers on chest moves down.



Move hand like you are blowing a kiss.



Move "P" hands left to right



Move up and off chest 2x



Fingers interlock then reverse position.



Hands move forward in an upward arch.




Knuckles touch 2x



Slightly raise "kiss" hand up off flat hand.

Name


Date



Answer Cards



Answer Cards



Answer Cards

