

START WITH CONFIDENCE!

GET THE **FREE!** GUIDE

So **YOU** can know...

- ✓ WHAT TO DO
- ✓ WHERE TO START
- ✓ PLAN OF ACTION



Yes! I want this!



bit.ly/pro-sl tips

ASL in the Classroom

TOP ELEMENTARY SIGNS

How do I
sign that?



Enjoy your free sneak peek at all you will learn in the course.

Order today!

1-hr Professional Development.

Get the Course!

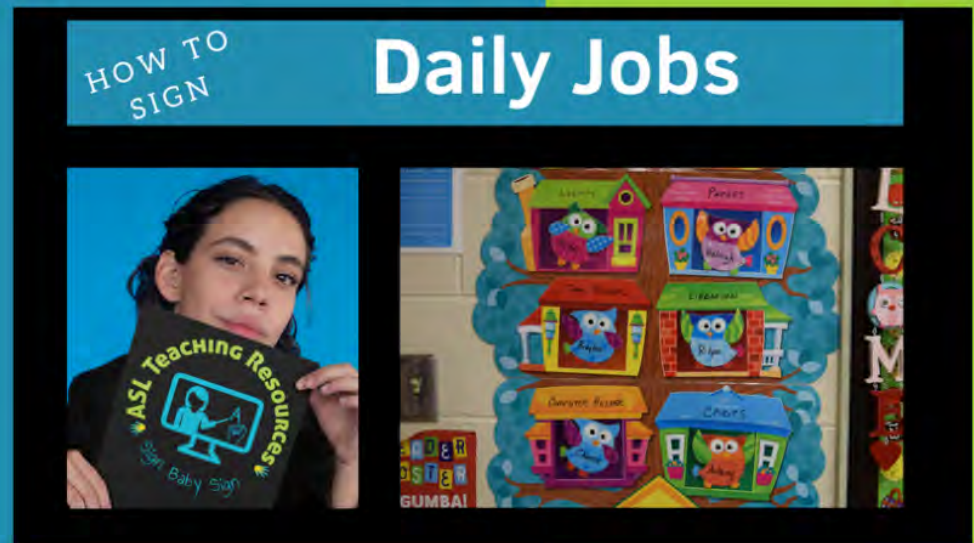
bit.ly/ASLCourses

Instructor
Cynthia Long-Nationally Certified Interpreter

What You'll Learn



- ✓ **Daily Jobs**
- ✓ **Schedule Board**
- ✓ **Cubby Area**
- ✓ **Sink Area**
- ✓ **Student Area**
- ✓ **Teacher's Desk**
- ✓ **Counting/Math**
- ✓ **Time & Money**
- ✓ **Calendar**
- ✓ **Weather**



Instructor
Cynthia Long-Nationally Certified Interpreter

What you'll be able to do...

3

- Become familiarized with the students' daily jobs
- Recognize and produce signs related to the classroom jobs
- Instruct the children which daily jobs to do in sign language

Vocabulary

4

Print off the vocab list to keep track of your progress.

- ✓ Check off the words as you learn them.
- Circle the words you miss on the quiz.

ASL TOUR OF THE CLASSROOM

HOW TO
SIGN

Daily Jobs



Instructor
Cynthia Long-Nationally Certified Interpreter

Vocabulary – Daily Jobs

7

- Job/chore
- List
- Line leader
- Pencil
- Sharpen pencil
- Caboose
- Lights
- Turn off the lights
- Turn on the lights
- Paper
- School

Get the
Course!

bit.ly/ASLCourses



Vocabulary – Daily Jobs

7

- Pass out papers
- Door
- Open the door
- Door opener
- Person
- Library
- Librarian
- Computer
- Help
- Computer helper
- Chair
- Sit
- Magnets

Get the
Course!

bit.ly/ASLCourses



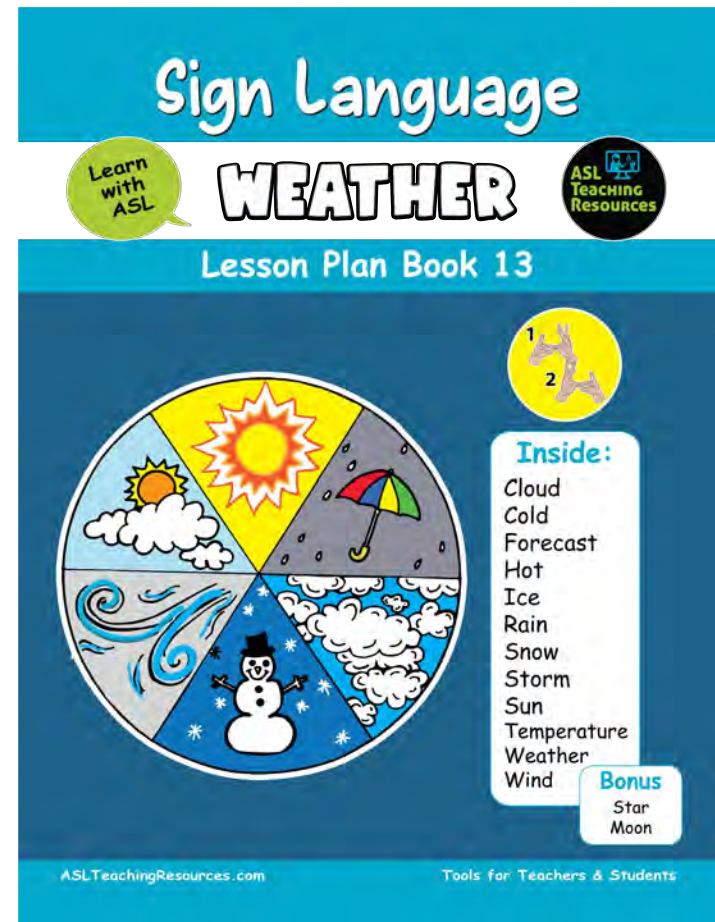
Person ending

8

You can add the
sign “person” to
some words to
change the meaning.
For example:
Librarian = library
+ person



ASLTeachingResources.com



<https://aslteachingresources.com/teacher-resources/flashcard-weather-sign-videos/>

ASL Resources

9

Be sure to download
the **ASL Directions**
Lesson Plan, Dice
Game, and Flashcards
ASLTeachingResources.com



[ASLTeachingResources.com](https://aslteachingresources.com)

<https://aslteachingresources.com/teacher-resources/directions-sign-videos/>

ASL Resources

10

Learn How to Sign the Word Job

(<https://www.youtube.com/watch?v=G5pq6B-R3Qg>)

Lesson Plan Book 03 – Sign Language Directions

(<https://aslteachingresources.com/product/lesson-plan-book-03-sign-language-directions/>)

Wall Chart Book 03 – Signs for Directions

(<https://aslteachingresources.com/product/wall-chart-book-3-signs-for-directions/>)

Coloring & Activity Book 03 – Signs for Directions

(<https://aslteachingresources.com/product/coloring-activity-book-3-directions/>)

ASL Dice Game- Directions

(<https://aslteachingresources.com/product/asl-dice-game-directions/>)



ASL TOUR OF THE CLASSROOM

HOW TO
SIGN

Daily Schedule



Instructor
Cynthia Long-Nationally Certified Interpreter

Vocabulary – Daily Schedule

13

- | | | |
|--|---|--|
| <input type="checkbox"/> Daily/every day | <input type="checkbox"/> Self/yourself | <input type="checkbox"/> Someone |
| <input type="checkbox"/> Schedule | <input type="checkbox"/> Read to yourself | <input type="checkbox"/> Read to someone |
| <input type="checkbox"/> Morning | <input type="checkbox"/> Writing | <input type="checkbox"/> Listen |
| <input type="checkbox"/> Work | <input type="checkbox"/> Work on writing | <input type="checkbox"/> Story time |
| <input type="checkbox"/> Language arts | <input type="checkbox"/> Word | <input type="checkbox"/> Lunch |
| <input type="checkbox"/> Daily 5 | <input type="checkbox"/> Word work | <input type="checkbox"/> Afternoon |
| <input type="checkbox"/> Read | | <input type="checkbox"/> Eat/meal |



Vocabulary – Daily Schedule

13

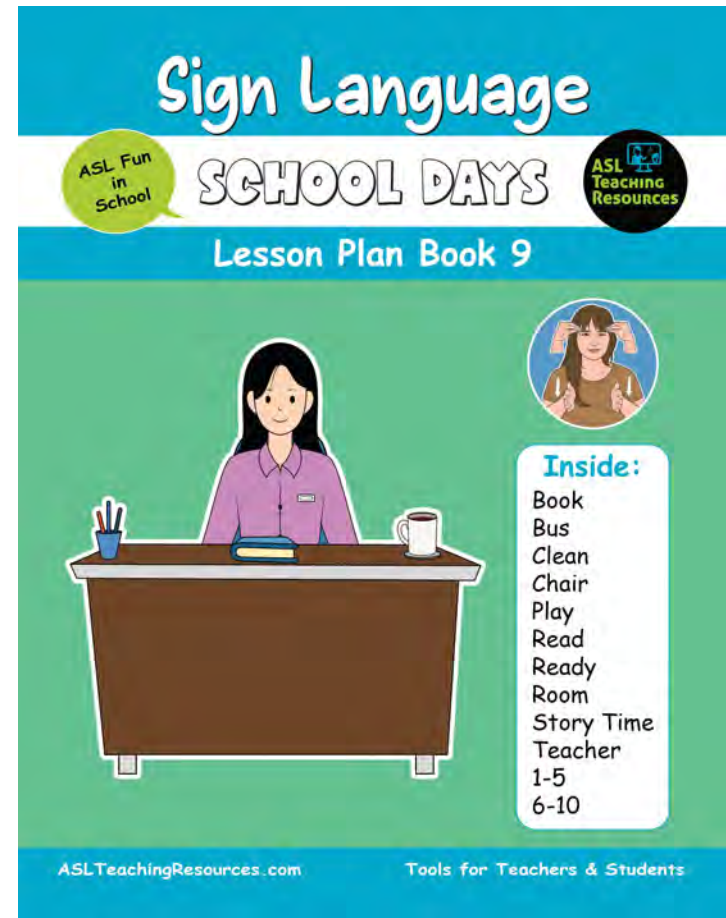
- | | | |
|-------------------------------------|---|----------------------------------|
| <input type="checkbox"/> Eat/meal | <input type="checkbox"/> Snack | <input type="checkbox"/> Time |
| <input type="checkbox"/> Math | <input type="checkbox"/> Writing | <input type="checkbox"/> Leave |
| <input type="checkbox"/> Subject | <input type="checkbox"/> Workshop | <input type="checkbox"/> Pack |
| <input type="checkbox"/> Technology | <input type="checkbox"/> Focus | <input type="checkbox"/> Clean |
| <input type="checkbox"/> Science | <input type="checkbox"/> Play | <input type="checkbox"/> Dismiss |
| <input type="checkbox"/> Computer | <input type="checkbox"/> Recess | <input type="checkbox"/> Line-up |
| <input type="checkbox"/> Library | <input type="checkbox"/> Social studies | <input type="checkbox"/> Bus |
| <input type="checkbox"/> Music | <input type="checkbox"/> Ready | <input type="checkbox"/> School |
| <input type="checkbox"/> Art | | <input type="checkbox"/> Done |



Role Shifting

14

When signing about story time, tilt your body to one side when signing about the reader, and tilt to the other side for the listener.



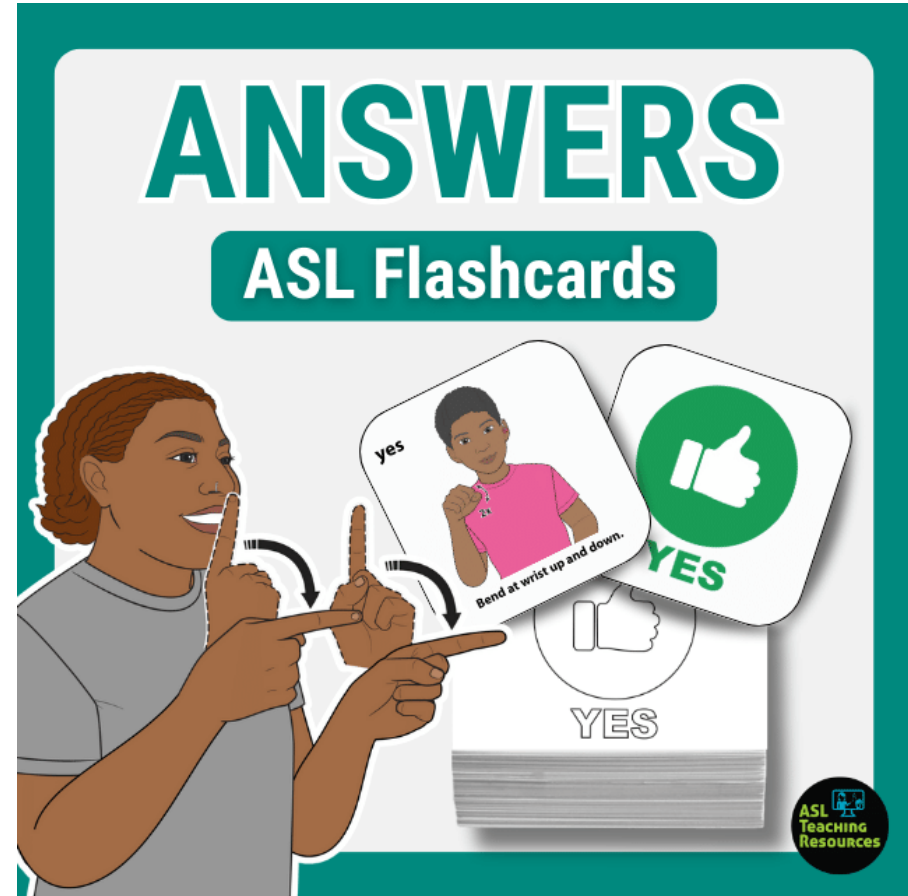
ASLTeachingResources.com

<https://aslteachingresources.com/teacher-resources/flashcards-school-labels-sign-language/>

ASL Resources

15

Be sure to download
the **ASL School Days**
Lesson Plan, Dice
Game, and Flashcards
ASLTeachingResources.com



ASLTeachingResources.com

<https://aslteachingresources.com/teacher-resources/answers-sign-language/>

ASL Resources

16

- **Lesson Plan Book 09 ASL School Days**
(<https://aslteachingresources.com/product/lesson-plan-book-09-asl-school-days/>)
- **ASL Dice Game- School Days**
(<https://aslteachingresources.com/product/asl-dice-game-school-days/>)
- **ASL Flash Cards – School Days**
(<https://aslteachingresources.com/product/flash-cards-preschool/>)
- **Wall Chart Book 09 ASL School Days**
(<https://aslteachingresources.com/product/wall-chart-book-09-asl-school-days/>)
- **Coloring & Activity Book 09 ASL School Days**
(<https://aslteachingresources.com/product/coloring-activity-book-09-asl-school-days/>)



ASL TOUR OF THE CLASSROOM

HOW TO
SIGN

Locker Area



Instructor
Cynthia Long-Nationally Certified Interpreter

Vocabulary – Locker Area

18

- ☐ Mail
- ☐ Box
- ☐ Put in
- ☐ Cubby
- ☐ Backpack
- ☐ Hang up (a coat)
- ☐ Coat
- ☐ Cabinet

Get the
Course!

bit.ly/ASLCourses

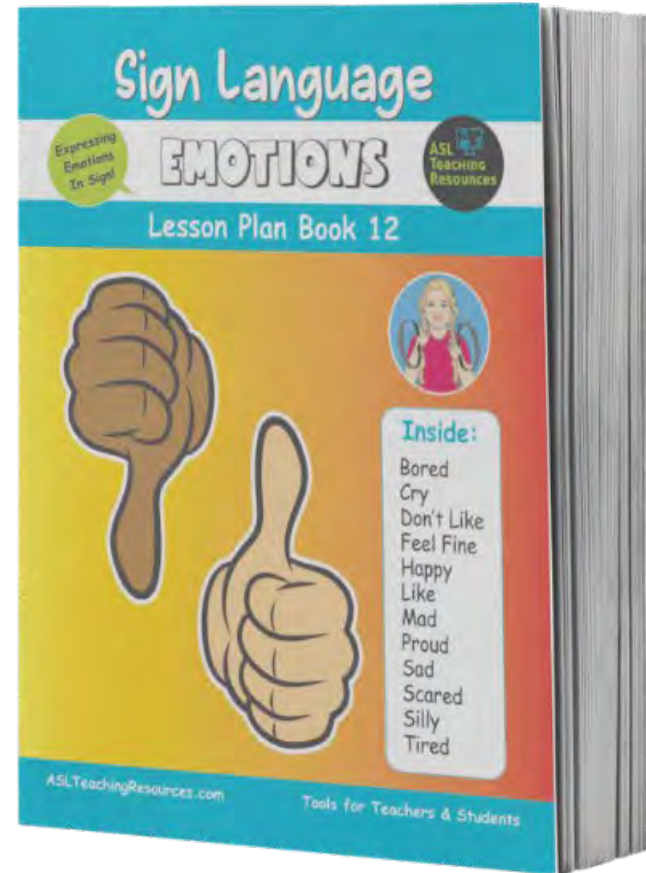


Sentence Structure

19

“Topic-comment”

Sign the topic of a sentence first, then the comment (what happens to the topic). For example, **COAT / HANG-UP**



ASLTeachingResources.com

<https://aslteachingresources.com/teacher-resources/flashcard-emotions-sign-videos/>

ASL Resources

20

Teacher Resources Must Haves



aslteachingresources.com/teacher-resources/

QR code is included to give you a video link to see each word signed.

- Focus your smartphone's camera on the QR code.
- Do not take a picture, instead, notice a pop-up.
- Click on that link to open the video.



ASLTeachingResources.com

ASL TOUR OF THE CLASSROOM

HOW TO
SIGN

Sink Area



Instructor
Cynthia Long-Nationally Certified Interpreter

Vocabulary – Sink Area

22

- ☐ Paper
- ☐ Towels
- ☐ Wash hands
- ☐ Eraser
- ☐ Water
- ☐ Fountain
- ☐ Box
- ☐ Trash (2 ways)
- ☐ Can
- ☐ Recycle
- ☐ Pencil sharpener
- ☐ Tissues
- ☐ Book
- ☐ Open a book
- ☐ Shelf



Regional signs

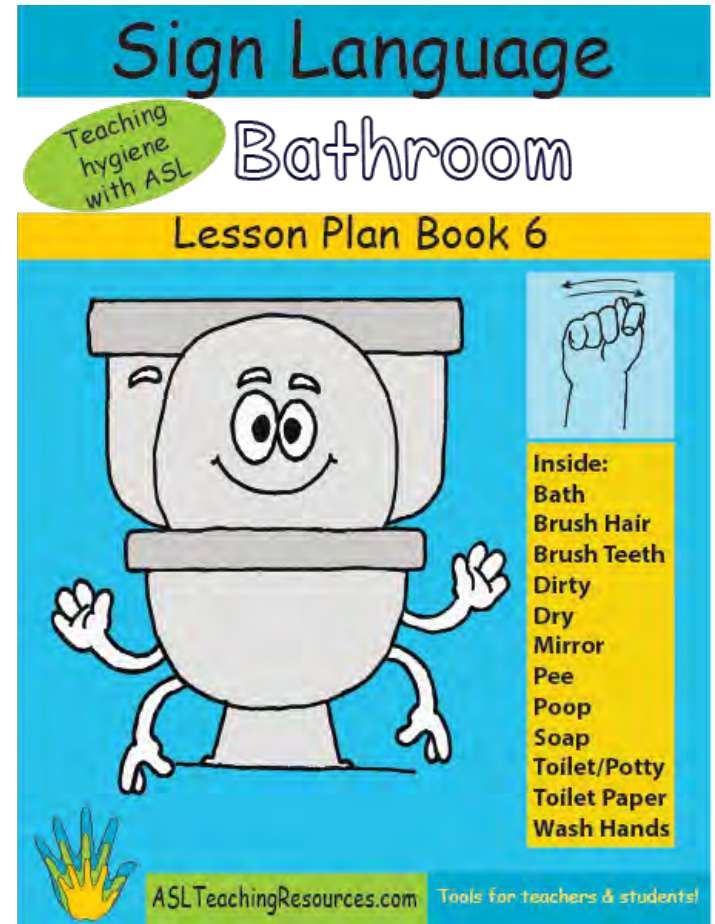
23

Signing trash

The sign for trash varies based on the region. A local sign from Ohio might not be recognized in Texas.



ASLTeachingResources.com

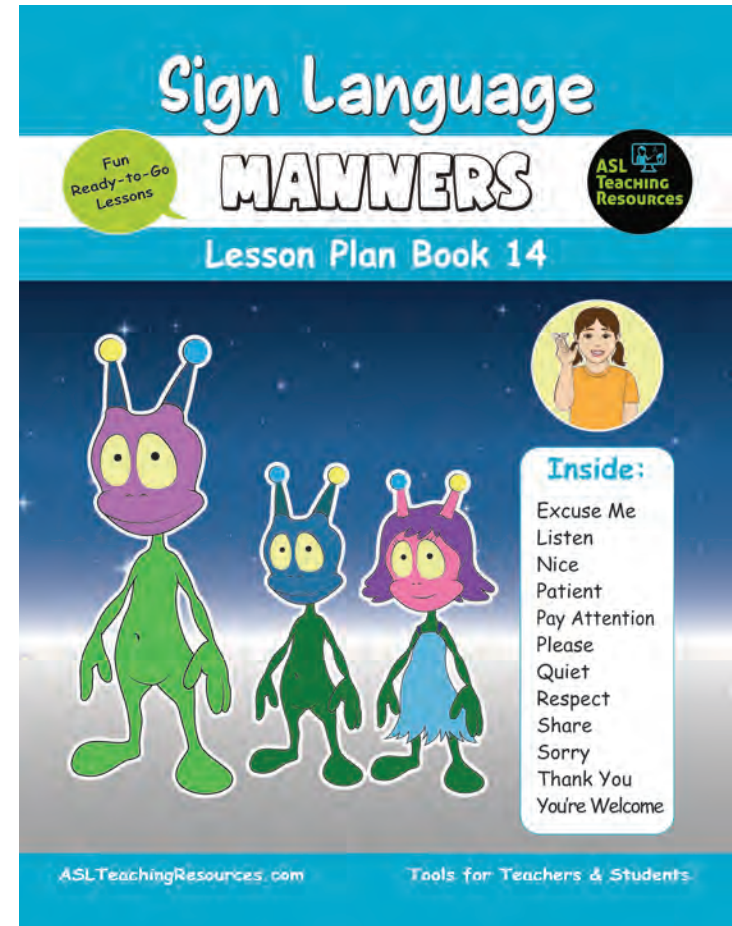


<https://aslteachingresources.com/teacher-resources/bathroom-in-sign-language/>

ASL Resources

24

Be sure to download
the **ASL Bathroom
Lesson Plan, Dice
Game, Wall Charts
and Flashcards**
ASLTeachingResources.com



ASLTeachingResources.com

<https://aslteachingresources.com/teacher-resources/manners-in-sign-language/>

ASL Resources

25

- **Lesson Plan Book 06 – Sign Language Bathroom**
(<https://aslteachingresources.com/product/lesson-plan-book-06-sign-language-bathroom/>)
- **Coloring & Activity Book 06 – ASL Bathroom**
(<https://aslteachingresources.com/product/coloring-activity-book-6-bathroom/>)
- **Wall Chart Book 06 – ASL Bathroom**
(<https://aslteachingresources.com/product/wall-chart-book-06-asl-bathroom/>)
- **ASL Dice Game- Bathroom**
(<https://aslteachingresources.com/product/asl-dice-game-bathroom/>)
- **Flash Cards – Bathroom**
(<https://aslteachingresources.com/product/flash-cards-bathroom/>)



ASL TOUR OF THE CLASSROOM

HOW TO
SIGN

Student Areas



Instructor
Cynthia Long-Nationally Certified Interpreter

Vocabulary – Student Areas

28

- Computer
- Set up
- Keyboard
- Mouse
(computer)
- Poster
- Headphone
- Listen
- Story
- Time
- Sit down
- Sit in a row
- Book
- Bookshelf



Vocabulary – Student Areas

28

- Desk
- Pencil box
- Crayon
- Pencil
- Flashcards
- Notebook
- Folder
- Scissors
- Eraser
- Cup
- To drink
- Name
- Name tag



Sit down vs. chair

29

Sit down


Bent 2 (like legs)
hits down on U
handshape (ledge)
x1 motion

Chair

Sign sit down x2



ASLTeachingResources.com



<https://aslteachingresources.com/teacher-resources/alphabet-in-sign-language/>

ASL Resources

20

Learn Sign Language



<https://aslteachingresources.com/learn-asl/>

QR code is included to give you a video link to see each word signed.

- Focus your smartphone's camera on the QR code.
- Do not take a picture, instead, notice a pop-up.
- Click on that link to open the video.



[ASLTeachingResources.com](https://aslteachingresources.com)

ASL TOUR OF THE CLASSROOM

HOW TO
SIGN

Teacher's Desk



Instructor
Cynthia Long-Nationally Certified Interpreter

Vocabulary – Teacher's Desk

32

- | | | |
|---|-------------------------------------|---|
| <input type="checkbox"/> Teacher | <input type="checkbox"/> Remote | <input type="checkbox"/> Ring a bell |
| <input type="checkbox"/> Desk | <input type="checkbox"/> Whiteboard | <input type="checkbox"/> Stamp |
| <input type="checkbox"/> Computer | <input type="checkbox"/> Cup | <input type="checkbox"/> Drawer |
| <input type="checkbox"/> Screen | <input type="checkbox"/> Coffee | <input type="checkbox"/> Open a
drawer |
| <input type="checkbox"/> Telephone | <input type="checkbox"/> FM system | <input type="checkbox"/> Plastic |
| <input type="checkbox"/> Phone
ringing | <input type="checkbox"/> Paperwork | |
| | <input type="checkbox"/> Bell | |



Teacher

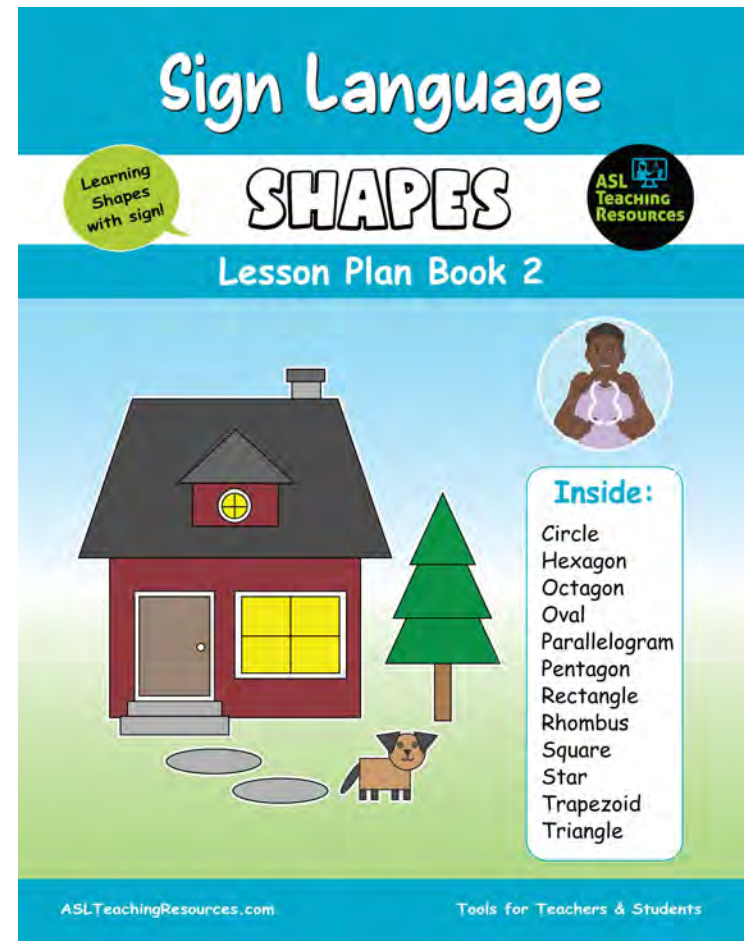
33

Signing teacher

In order to sign the word teacher, first sign teach, then add the person ending.



ASLTeachingResources.com



<https://aslteachingresources.com/teacher-resources/sign-language-for-shapes/>

ASL Resources

20

Learn about Memberships



<https://bit.ly/aslinfo>

QR code is included to give you a video link to see each word signed.

- Focus your smartphone's camera on the QR code.
- Do not take a picture, instead, notice a pop-up.
- Click on that link to open the video.



ASLTeachingResources.com

ASL TOUR OF THE CLASSROOM

HOW TO
SIGN

Counting



Instructor
Cynthia Long-Nationally Certified Interpreter

Vocabulary – Counting

36

- ❑ Number
- ❑ 25
- ❑ Concept
- ❑ 1,000
- ❑ Count
- ❑ Hundreds place
- ❑ Tens place
- ❑ Ones place
- ❑ Add
- ❑ Take away



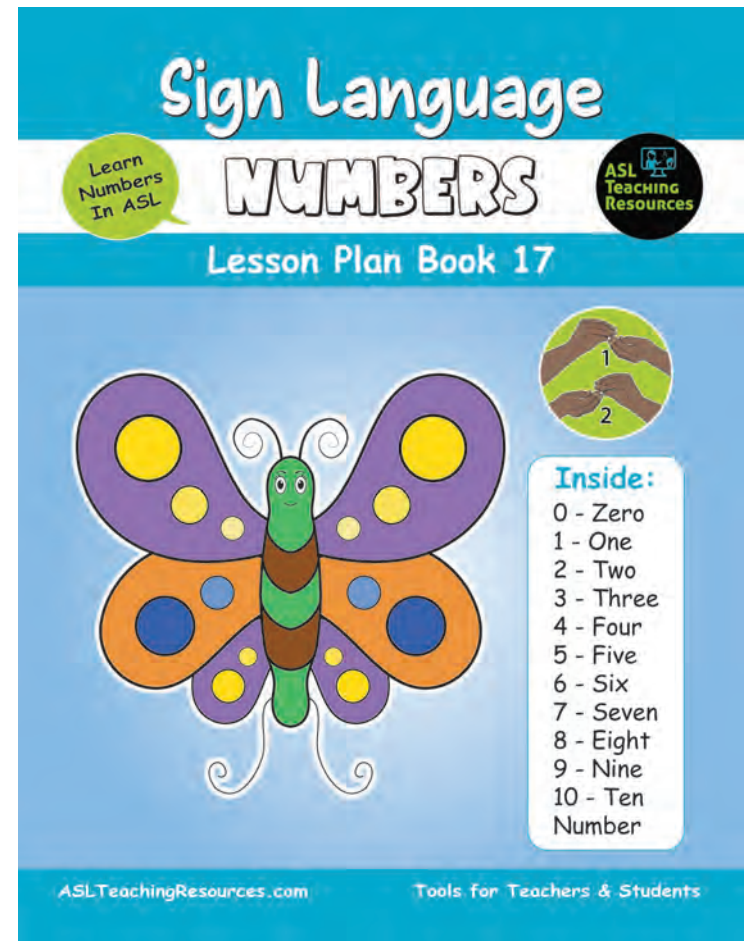
Counting

37

When signing the numbers 1-5 your palm orientation is typically toward you. For 6-9 you switch to palm orientation out.



[ASLTeachingResources.com](https://aslteachingresources.com)



<https://aslteachingresources.com/teacher-resources/numbers-in-sign-language/>

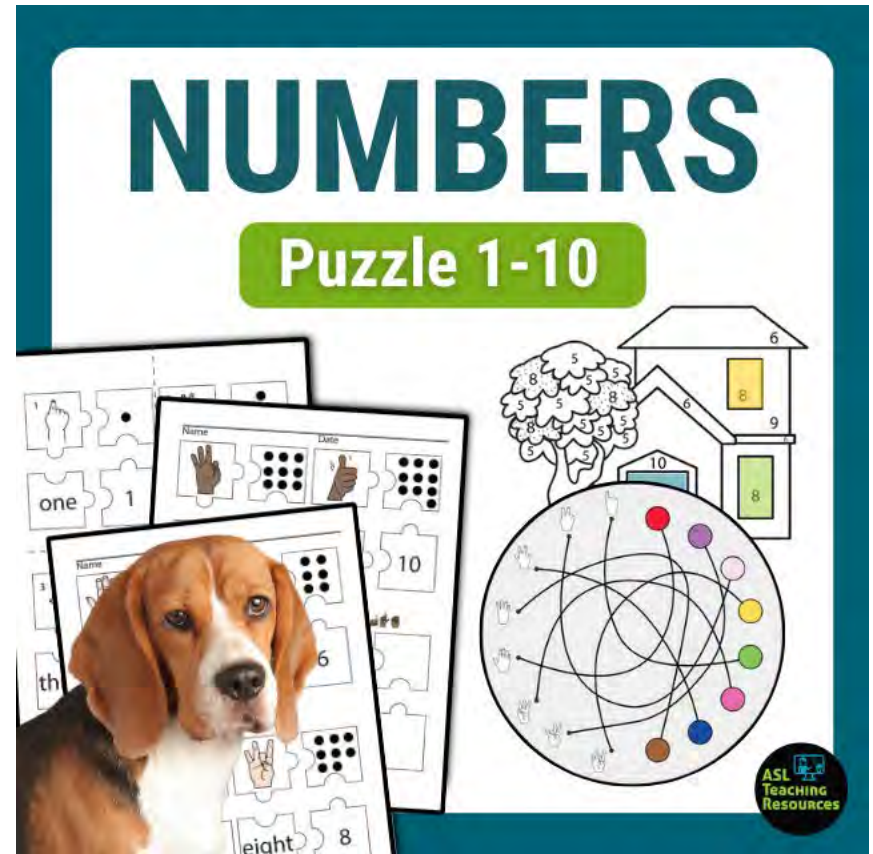
ASL Resources

38

Be sure to download
the **ASL Numbers
Flashcards, Practice,
and Dice Game** from
ASLTeachingResources.com



ASLTeachingResources.com



<https://aslteachingresources.com/product/numbers-4-piece-puzzle-set-1-10/>

ASL Resources

39

- **ASL Dice Game- Numbers 0-10**
(<https://aslteachingresources.com/product/asl-dice-game-numbers-0-10/>)
- **Math ASL Flashcards Addition 0-12**
(<https://aslteachingresources.com/product/math-addition-flash-cards-addition-0-12/>)
- **Numbers Adding 1-10 Practice**
(<https://aslteachingresources.com/product/numbers-adding-1-10-practice/>)
- **April 10 More, 10 Less, Counting By 10 Spring**
(<https://aslteachingresources.com/product/april-10-10-less-counting-10/>)
- **April Umbrella Spin and Subtract Spring**
(<https://aslteachingresources.com/product/april-umbrella-spin-subtract/>)
- **Jellybean Math Counting & Writing 0-10**
(<https://aslteachingresources.com/product/jellybean-math-counting-writing-0-10/>)



ASL TOUR OF THE CLASSROOM

HOW TO
SIGN

Time & Money



Instructor
Cynthia Long-Nationally Certified Interpreter

Vocabulary – Time & Money

41

- ☐ Time
- ☐ Minute
- ☐ Dime
- ☐ Number
- ☐ 1-9 minutes
- ☐ Quarter
- ☐ 1-9 o'clock
- ☐ 10+ minutes
- ☐ Coins
- ☐ 10-12 o'clock
- ☐ Money
- ☐ Add
- ☐ Dollar
- ☐ Cent
- ☐ Eat
- ☐ Left



Telling Time

42

When signing 1-9 o'clock, you can sign the number coming straight from the wrist rather than "time" + the number separately



[ASLTeachingResources.com](https://aslteachingresources.com)



<https://aslteachingresources.com/flashcards-family-sign-videos/>

ASL Resources

43

- **ASL books on Amazon**
(<https://amzn.to/3Gv2wqq>)
- **Math Posters**
(<https://aslteachingresources.com/product/sign-language-posters-math-set/>)
- **Math Addition**
(<https://aslteachingresources.com/product/math-addition-bundle-1-10/>)
- **Shapes**
(<https://aslteachingresources.com/teacher-resources/sign-language-for-shapes/>)



A banner for ASL Teaching Resources. On the left, a woman points towards the text. In the center, the text "Need Sign Language?" is written in large white letters on a black background. To the right, a woman is shown signing. A red stamp with the words "PROBLEM SOLVED!" is placed over the text. Below the main text, there are four colored boxes: "Teachers" (blue), "Professionals" (green), "Parents" (yellow), and "YOU!" (red). The ASL Teaching Resources logo is in the bottom left corner of the banner.



[ASLTeachingResources.com](https://aslteachingresources.com)

ASL TOUR OF THE CLASSROOM

HOW TO
SIGN

Calendar & Weather



Instructor
Cynthia Long-Nationally Certified Interpreter

Vocabulary – Calendar & Weather

45

- Calendar
- Month
- Day
- Today
- Monday
- Tuesday
- Wednesday
- Thursday
- Friday
- Saturday
- Sunday
- Tomorrow
- Yesterday



Vocabulary – Calendar & Weather

46

- ☐ Weather
- ☐ Sunny
- ☐ Cloudy
- ☐ Rainy
- ☐ Cold
- ☐ Snowy
- ☐ Windy
- ☐ Season
- ☐ Spring
- ☐ Summer
- ☐ Winter
- ☐ Fall



Calendar

47

Monday-Saturday

Initialize days

E.g. “M”-Monday

Circular Movement

Sunday

Palms out, circle
outward



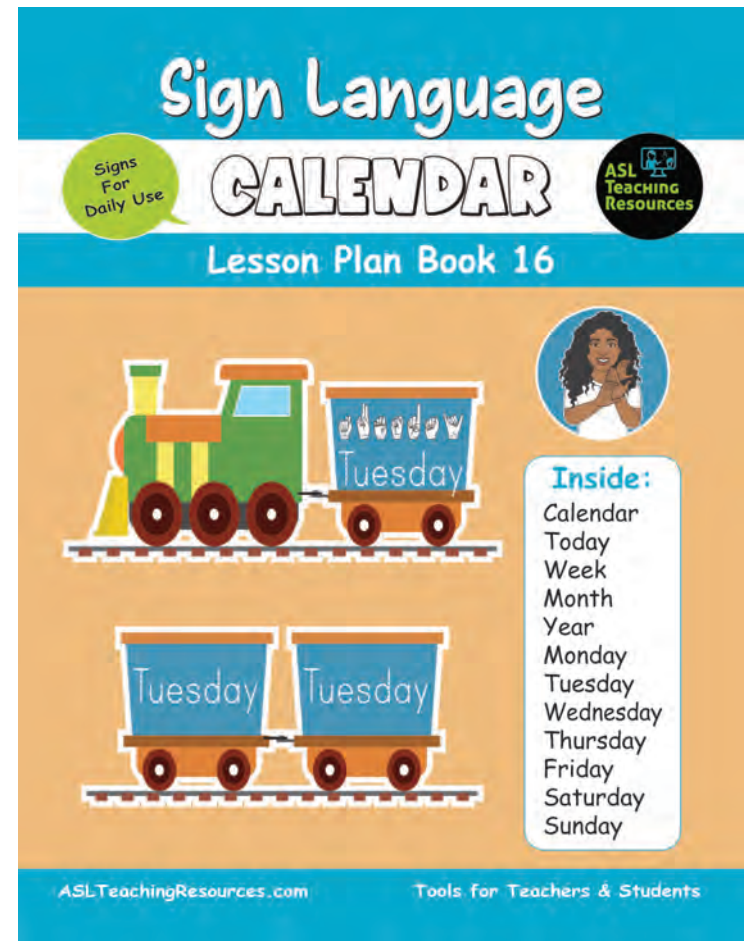
[ASLTeachingResources.com](https://aslteachingresources.com)

<https://aslteachingresources.com/product/polka-dot-weather-and-calendar-chart/>

ASL Resources

48

Be sure to download
the **ASL Calendar**,
Calendar Dice, and
Flashcards (calendar
and weather-themed)
ASLTeachingResources.com



ASLTeachingResources.com

<https://aslteachingresources.com/teacher-resources/calendar-in-sign-language/>

ASL Resources

49

- **ASL Support**

(<https://bit.ly/ASLWebinar>)

- **ASL Word of the Day Podcast**

(<https://bit.ly/ASLWordOfTheDay>)

- **Coloring & Activity Book 13 – ASL Weather**

(<https://aslteachingresources.com/product/coloring-activity-book-13-weather/>)

- **Lesson Plan Book 16 – ASL Calendar**

(<https://aslteachingresources.com/product/lesson-plan-book-16-asl-calendar/>)

- **Lesson Plan Book 13 – Sign Language Weather**

(<https://aslteachingresources.com/product/lesson-plan-book-13-weather/>)

- **Calendar Sign Language Resources**

(<https://aslteachingresources.com/teacher-resources/calendar-in-sign-language/>)

- **Flashcard Weather Sign Videos**

(<https://aslteachingresources.com/teacher-resources/flashcard-weather-sign-videos/>)



Next Steps

50



- Practice the vocabulary by printing out our flashcards and quizzing yourself.
- Check this out: bit.ly/MoreASL
- Get a Membership to save money and time.

<https://bit.ly/aslinfo>

Take a moment to share your favorite ASL resource in your teacher Facebook groups.



ASLTeachingResources.com

LEARN ASL



- Self Paced
- 5 Weeks
- 15 PD Hrs
- 1 Year Access



At the end of 5 weeks, you will be able to communicate and understand sign language on a basic level.

We will guide you step-by-step.
Get started today learning
Sign Language the *EaSY* way.

<https://bit.ly/Learn-ASL>

Cynthia Long, a Nationally Certified Interpreter and founder of ASL Teaching Resources, is an author, speaker, creator of online courses, and ASL educational worksheets for children.



Choose from hundreds of low-prep ASL resources.



Let us make your worksheets!
Pick a plan and start accessing ASL Resources

About the Author

Cynthia Long is a Nationally Certified Interpreter and the founder of Sign Baby Sign LLC. She has extensive experience homeschooling and interpreting in the classroom for primary, secondary, and post-secondary levels and she is dedicated to providing ASL teaching resources to schools and families across the U.S. All of the ASL resources on ASLTeachingResources.com are developed from years of experience in educational systems as a Nationally Certified ASL Interpreter.



By purchasing, you agree to the terms of use:



You may

- For personal use
- Make copies for your classroom, children, or personal use
- Purchase multiple licenses or additional products to share
- Become a member to get more ASL resources

You may not

- Post this item on a personal or district website (contact us for permission)
- Modify any part to offer to others for free or paid
- Copy or give to other teachers or colleagues

Feedback

Remember to leave feedback on your purchases to help others know the quality of this product.

Membership saves you money.



<https://bit.ly/aslinfo>

Learn Sign the Fun Way



JOIN NOW



Member Benefits:

For Individuals & Schools

- Core-Content Worksheets
- Lesson Plan Books
- Flash Cards & Label Cards
- Wall Charts
- Dice & Other Games
- ASL Word of the Day Podcast
- Sign Club Series
- Online Video Dictionary
- Online ASL Courses
- Professional Development
- DIY Projects
- ASL Gift Shop
- Sight Words
- And more...Everything is ASL!

More Sign Language!

bit.ly/MoreASL



CLICK - PRINT - Teach

See our Amazon books!

<https://amzn.to/3Gv2wqq>

amazon

A note from the founder: Our ASL Resources promote a successful learning experience that is both educational and fun. Whether you're using it for differentiation, extension activities or just for fun, become a member today and start saving hours of prep time. We have everything you need!



Happy Signing!

Cynthia F. Long, Founder

SignBabySign, LLC

ASLTeachingResources.com

