

Classroom Labels



More Lesson Worksheets [here](#).




View videos with QR code

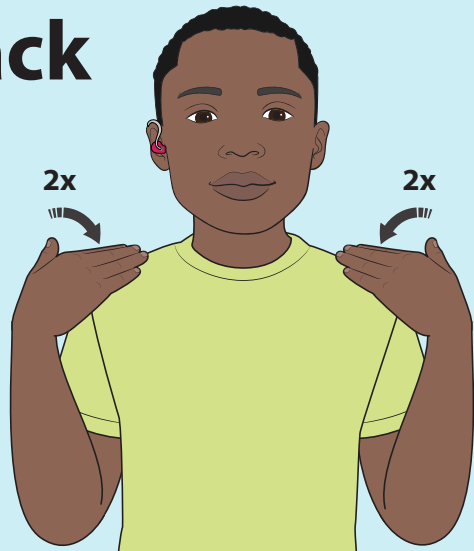


Get more ASL free with membership [here](#).






backpack




Flat hands tap shoulders 2x.

ASLTeachingResources.com



blocks



Thumbs tap 2x.

ASLTeachingResources.com



books



Open hands 2x.

ASLTeachingResources.com

Enjoy Your Gift

ASLTeachingResources.com

ASL
Teaching
Resources

We're here for YOU!

You're
AWESOME!



Emotions



View videos
with QR code.

Name _____

Collect the entire series.

bored



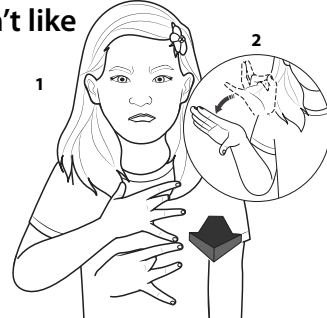
Twist finger on side of nose.

cry



Alternate fingers down cheeks.

don't like



Thumb and middle finger on chest.
Bring hand forward while closing fingers.
Throw hand out, palm ending down.

feel fine



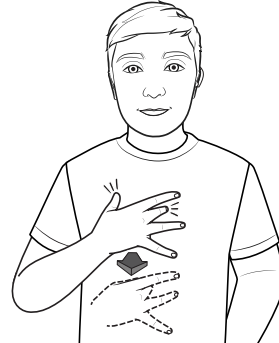
Middle finger brushes upward
off chest 2x. Thumb taps chest 2x.

happy



Move up and off chest 2x.

like




Thumb and middle finger on chest.
Bring hand forward while closing fingers.

mad



Claw hand moves up with slight curve.

proud



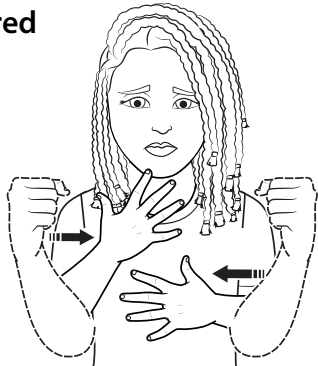
Slide nail of thumb up from belly to chest.

sad



Move hands down slightly.

scared



Fists open as they move in.

silly



Y-hand moves off nose 2x.

tired



Fingers stay on chest.
Pivot/slump wrist downward.



Choose from hundreds of low-prep ASL resources.



Let us make your worksheets!
Pick a plan and start accessing ASL Resources

About the Author

Cynthia Long is a Nationally Certified Interpreter and the founder of Sign Baby Sign LLC. She has extensive experience homeschooling and interpreting in the classroom for primary, secondary, and post-secondary levels and she is dedicated to providing ASL teaching resources to schools and families across the U.S. All of the ASL resources on ASLTeachingResources.com are developed from years of experience in educational systems as a Nationally Certified ASL Interpreter.



By purchasing, you agree to the terms of use:



You may

- For personal use
- Make copies for your classroom, children, or personal use
- Purchase multiple licenses or additional products to share
- Become a member to get more ASL resources

You may not

- Post this item on a personal or district website (contact us for permission)
- Modify any part to offer to others for free or paid
- Copy or give to other teachers or colleagues

Feedback

Remember to leave feedback on your purchases to help others know the quality of this product.

Membership saves you money.



<https://bit.ly/aslinfo>

START WITH CONFIDENCE!

GET THE **FREE!** GUIDE

So **YOU** can know...

- ✓ WHAT TO DO
- ✓ WHERE TO START
- ✓ PLAN OF ACTION



Yes! I want this!



bit.ly/pro-sltips