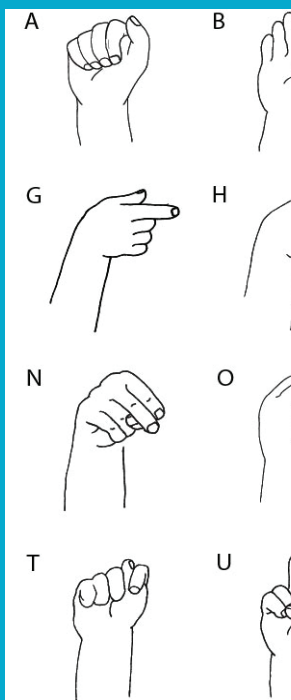


Sign Language

Improve
ABC Skills!

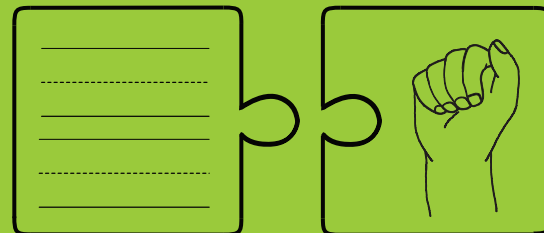
ABC Puzzles

Book 20-D2 Writing & ABCs




Full Alphabet

Practice Writing
Learn ASL ABCs



NOW I know
my ABCs!



ASLTeachingResources.com



ASL Teaching Resources


brought to you by



This book belongs to



More resources at: ASLTeachingResources.com



ASL Teaching Resources

brought to you by



After years of working in the education system, my question was where are the resources for teaching sign language? Sure, I could find the ABCs and 1-10, but I needed more than that. I decided to make it happen.

All of our ASL resources are not only from years of experience in the educational system but also as a Nationally Certified Interpreter (that just means I'm fluent in sign). We have hundreds of sign resources for you to use to teach hearing, deaf, and special needs children.

Our resources are created for:

- TEACHERS** to save you hours of research. Everything is ready to go.
- CHILDREN** to have a fun, interactive, hands-on learning experience.
- PARENTS** to reinforce the lesson at home. (Handouts are only available in Lesson Plan books.)

Send us your feedback and ideas as to how we can better serve you.

We would be honored if you'd share our site with others. Happy signing!

ASL Dictionary at: ASLTeachingResources.com/Dictionary



ASL Teaching Resources

brought to you by



ASL Books- Collect the entire series!

Lesson Plans - Wall Charts - Coloring Books

1. My First Signs-Infant
2. My First Signs-Preschool
3. Directions
4. Answers
5. Food
6. Bathroom
7. Holiday Vol. 1
8. Holiday Vol. 2
9. School Days
10. Animals
11. Outdoors
12. Emotions
13. Weather
14. Manners
15. Clothes
16. Calendar
17. Numbers
18. Day Care
19. Colors
20. ABCs

ASL Gifts at: ASLTeachingResources.com/Shop

CONGRATULATIONS!

Here is your sign language book!

Our mission is to provide high quality lessons to time-pressed teachers and those working with hearing, deaf, hard-of-hearing, or special needs children.



Instructions for use

- Our books are available in PDF and printed format.
- Books with lesson plans will include the following:
 1. LP- Lesson Plan for teacher
 2. Sign 8 x 10- Print on cardstock to display in classroom
 3. WS- Worksheet for the child
 4. HO-Handout, optional for take home paper
- Videos for signs can be viewed at ASLTeachingResources.com/Dictionary
- In the PDF version, use the “bookmark” tab for easy access to each section.
- If left handed, substitute left for right hand instructions.

TERMS OF USE: All designs and coloring pages are the copyrighted, intellectual property of Sign Baby Sign® and can only be redistributed within your home, classrooms or group. They are not to be sold or shared with others to reproduce in any format, including web pages. When printing, items must retain and always include ASLTeachingResources.com as it appears on the original document. Thank you for helping to protect our work and guide others to this resource. Please contact us if you have any further questions.



ASLTeachingResources.com



More designs at
ASLTeachingResources.com/Shop

Benefits of using sign language in the classroom, homeschool, or childcare:

- ✓ increases test scores
- ✓ helps students focus
- ✓ increases confidence
- ✓ great for behavior management
- ✓ engages students in learning
- ✓ redirects focus
- ✓ successful quiet times
- ✓ enhances literacy development
- ✓ boosts comprehension
- ✓ creates an engaging learning environment
- ✓ creates a more harmonious classroom
- ✓ introduces a new language
- ✓ involves low verbal or shy children in communication
- ✓ enhances communication skills

Hints for using this book:

1. Start with a sign each day or each week, building sign vocabulary as you go.
2. When teaching new vocabulary, SHOW the written word in English, SIGN the word in ASL, and SAY the word. Incorporating all three learning styles (visual, auditory, kinesthetic) is a powerful tool to engage students.
3. Increase receptive and expressive vocabulary with our flashcards, dice, and videos.
4. Send home handouts for parents to learn and reinforce signs learned.

Ideas for incorporating sign language in your daily activities:


1. Use signs daily, especially during your routine transitions (lunch, bathroom).
2. When signing, make eye contact and keep your hands empty when possible.
3. Use objects and fingerspelling to introduce signs (e.g. teach the sign "apple" and the letter "a" while showing an apple). This iconic approach increases comprehension.
4. During activities, reading, or singing: sign key words, have students sign them, or ask questions where children sign the answer.
5. Have a theme day to emphasize new signs. Each time the word is said it must be signed.
6. When teaching reading skills or during story time, use signs for key words. Tape the flash cards throughout your books at the appropriate places. Children can read and be reminded of the signs. The added dimension of signing will help to reinforce vocabulary.
7. Use sign as a tool in classroom management by directing students as to what to do next or to address a student across the room.
8. Incorporating fingerspelling can provide an additional method to learning new spelling words, engaging children who are more visual or kinesthetic.
9. Dedicate a place in your room for the wall charts. Add more as you learn.
10. Introduce quiet times where children can only communicate in sign to each other.







Bonus: Smile and have fun while you create a fun learning environment!

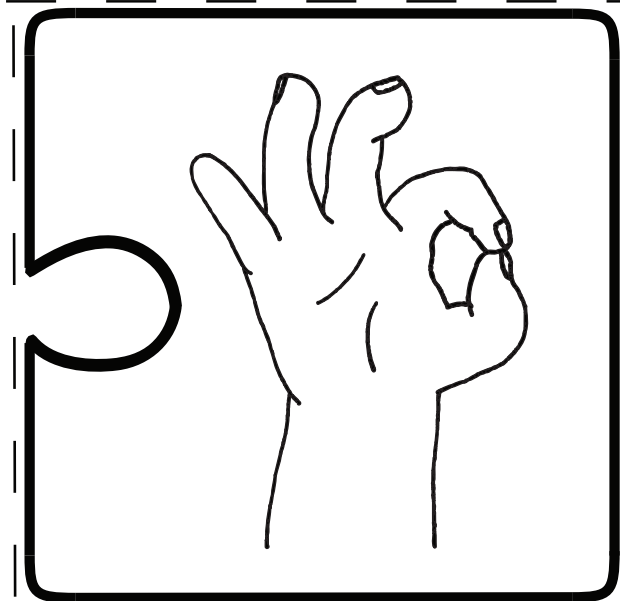

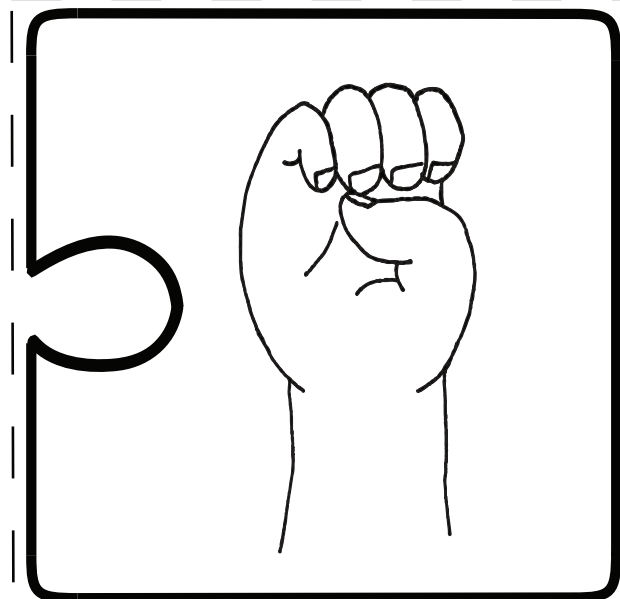





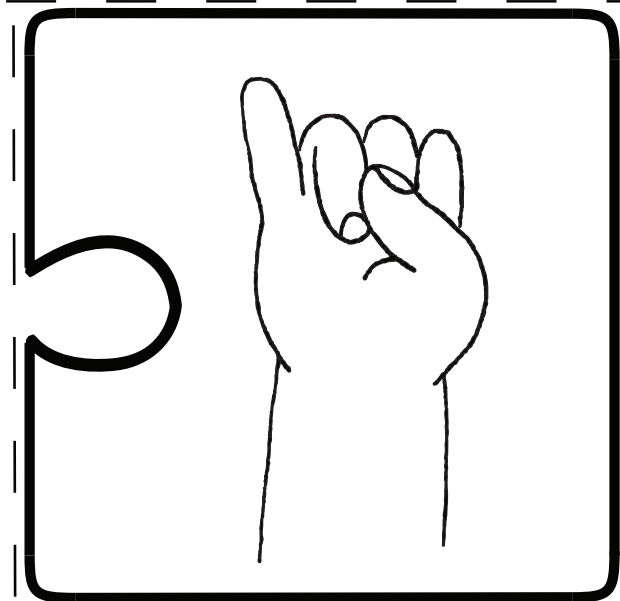

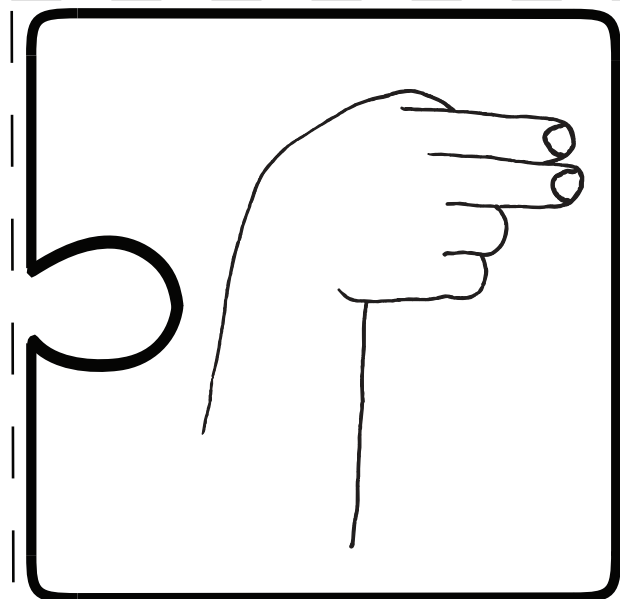

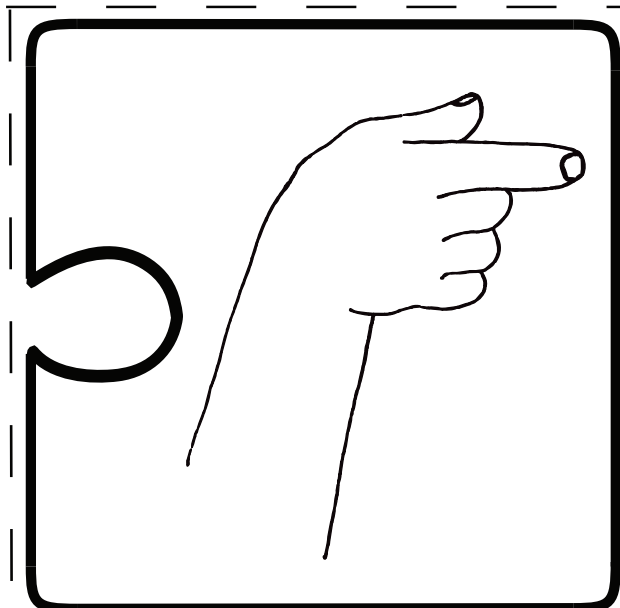



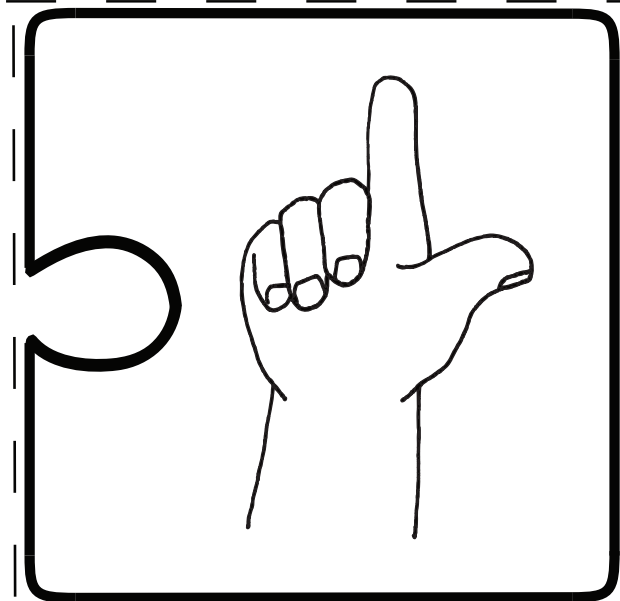

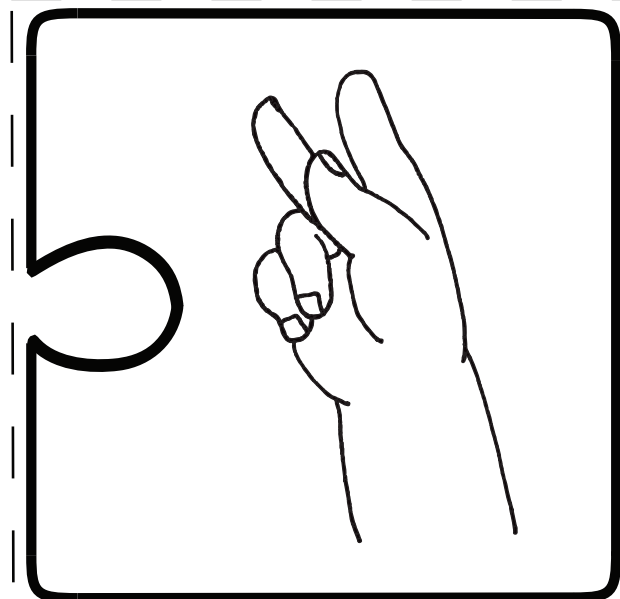



brought to you by

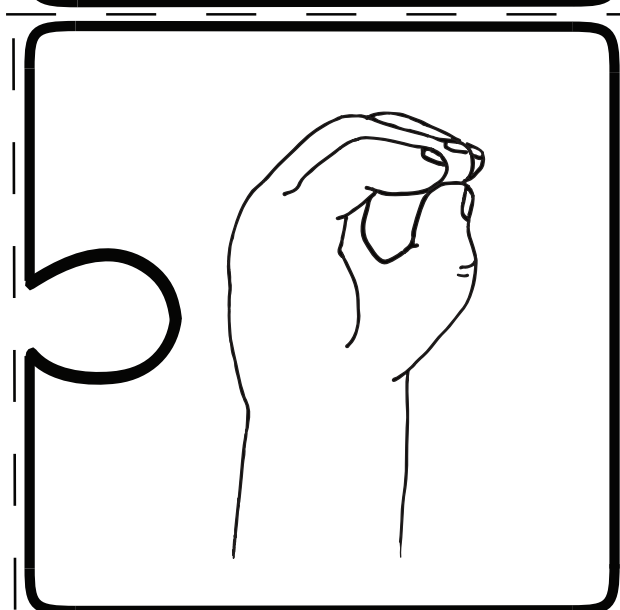

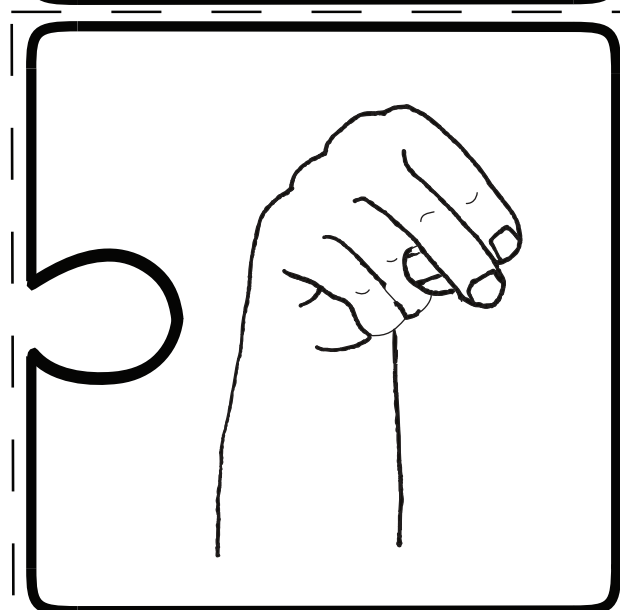







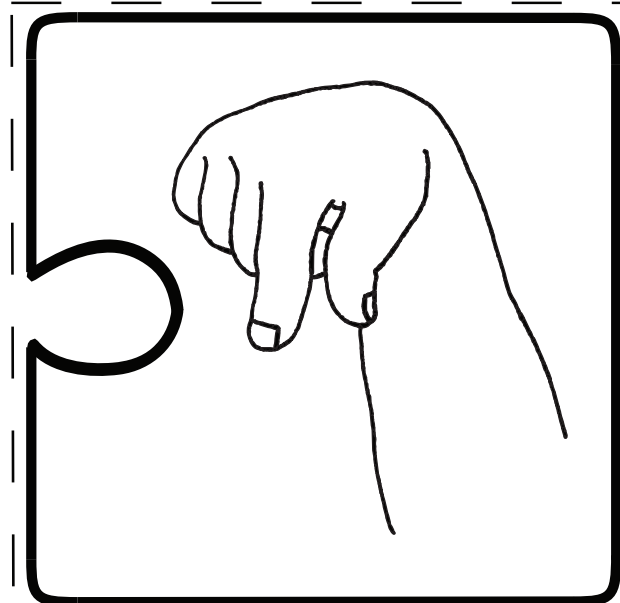







































Need More ASL?



- ✓ Less Planning
- ✓ Less Stress
- ✓ Less Searching

Student Success

Membership gives you **FREE** access to hundreds of **ASL teaching tools**.

BEST Deal!



GET ACCESS

We give you all the tools necessary to succeed whether you know sign or not.

Sign Language Lesson Plans

Collect the series.



ASLTeachingResources.com

Cynthia F. Long © 2017

Books INCLUDE:

- Teacher's Guide
 - 8x10 of the signs
 - Worksheets
 - Video Dictionary
 - Flash cards
 - Dice game
 - Crafts, Games
 - ASL lessons
- *Books 17, 19, 20 have different formats

