

ABC Matchup



More Lesson Worksheets [here](#).



View videos with QR code



Get more ASL free with membership [here](#).

A	B
H	I





ABC Matchup



Uppercase color & b/w
Lowercase color & b/w
ASL skin tones
Match - Word - Write

28 pages
ABC fun!

Directions:

Students attach the matching Velcro with the variation you set up. Store in a binder for easy access. Print, cut, and laminate the letters and alphabet pages.

Choose which letter set you want to use with your student.

This set includes 28 pages of the alphabet uppercase, lowercase, boxed or unboxed, color or black and white, scrambled, blank charts for practice and writing.


ASL fingerspelling has 2 different skin tones to fit your student's ethnicity, B/W, and with English.

Ideas are limitless. Here are some of our favorite suggestions:

1. Match lowercase to uppercase
2. Match uppercase to lowercase
3. Match signs to letters
4. Matchup 4 of your choice
5. Make 2 letter words by including its uppercase, lowercase, sign, and writing it.
6. Make 3 letter words by including its uppercase, lowercase, sign, and writing it.
7. Make 4 letter words by including its uppercase, lowercase, sign, and writing it.
8. Students practice their first and last name.
9. Use a blank board for students to layout the ABCs.
10. Use a blank board for student to write the ABCs.
11. Scramble alphabet to check letter matching recognition.
12. Student use letters to make their name and then write it.

Mix and match for more engagement.

Visit our site for hundreds more ASL worksheets and more. <https://aslteachingresources.com/>



Alphabet Matchup

Alphabet Matchup your 4/four of your choice.

Uppercase Letter				
Lowercase				
Sign				

Make a 2-letter word

Uppercase letter

Lowercase letter

Sign

Write it

Make a 3-letter word

Uppercase letter

Lowercase letter

Sign

Write it

Make a 4-letter word

**Uppercase
letter**

**Lowercase
letter**

Sign

Write it

First Name		
Write it		
Last Name		
Write it		

I Know My Name

1. Put letters in the box for your name.
2. Use uppercase and lowercase letters.
3. Then write it yourself.

First Name			
Write it			
Last Name			
Write it			

I Know My Name

1. Put letters in the box for your name.
2. Use uppercase and lowercase letters.
3. Then write it yourself.

I know my name. Put letters in the box for your name. Remember to use uppercase and lowercase letters. Then write it yourself.

First Name				
Write it				
Last Name				
Write it				

I know my name. Put letters in the box for your name. Remember to use uppercase and lowercase letters. Then write it yourself.

First Name					
Write it					
Last Name					
Write it					

I know my name. Put letters in the box for your name. Remember to use uppercase and lowercase letters. Then write it yourself.

First Name						
Write it						
Last Name						
Write it						

I know my name. Put letters in the box for your name. Remember to use uppercase and lowercase letters. Then write it yourself.

First Name							
Write it							
Last Name							
Write it							

I know my name. Put letters in the box for your name. Remember to use uppercase and lowercase letters. Then write it yourself.

First Name								
Write it								
Last Name								
Write it								

A	B	C	D	E	F	G
H	I	J	K	L	M	N
O	P	Q	R	S	T	U
V	W	X	Y	Z		

a	b	c	d	e	f	g
h	i	j	k	l	m	n
o	p	q	r	s	t	u
v	w	x	y	z		

A	B	C	D	E	F	G
H	I	J	K	L	M	N
O	P	Q	R	S	T	U
V	W	X	Y	Z		

a	b	c	d	e	f	g
h	i	j	k	l	m	n
o	p	q	r	s	t	u
v	w	x	y	z		

A B C D E F G

H I J K L M N

O P Q R S T U

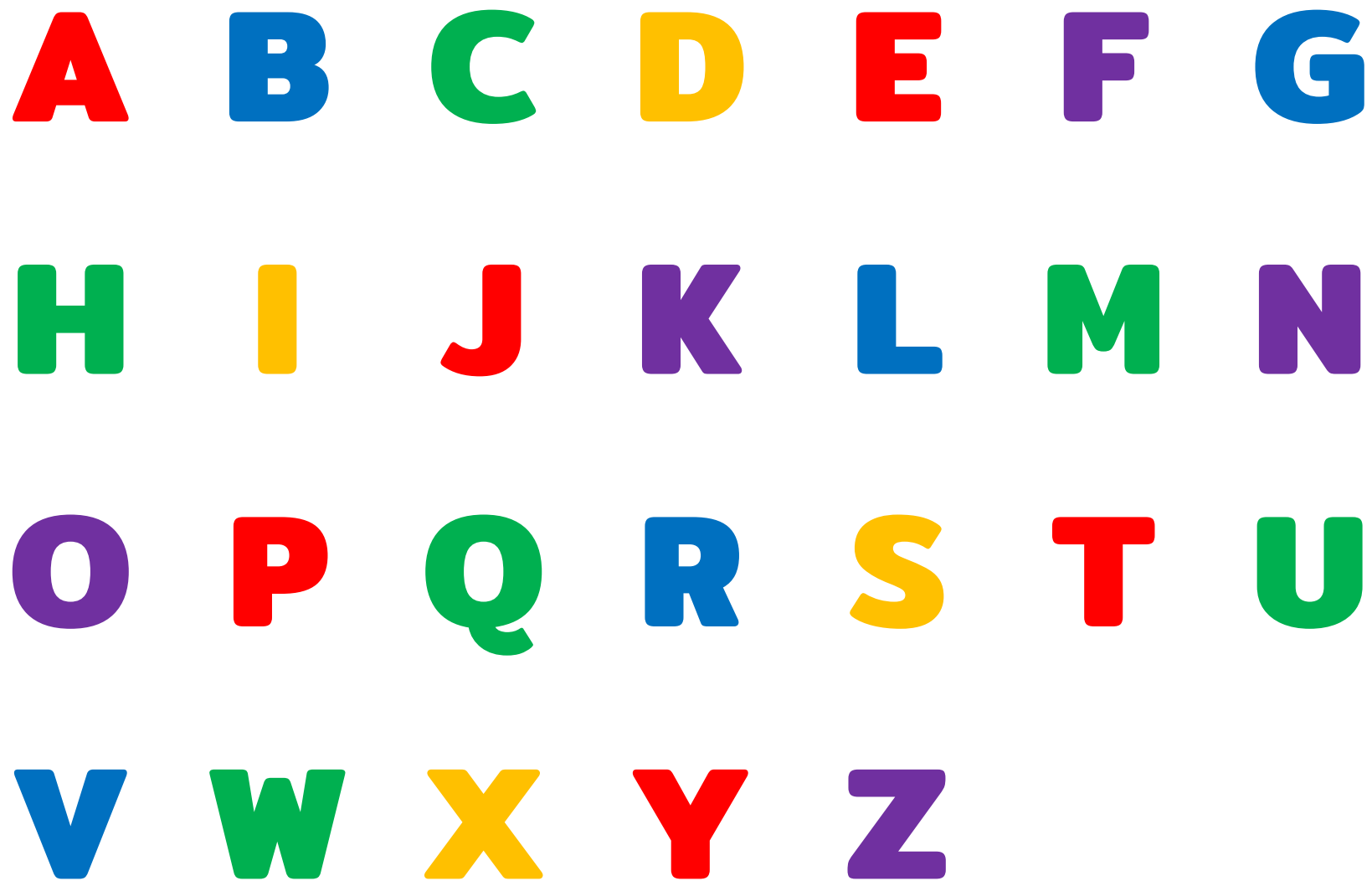
V W X Y Z

a b c d e f g

h i j k l m n

o p q r s t u

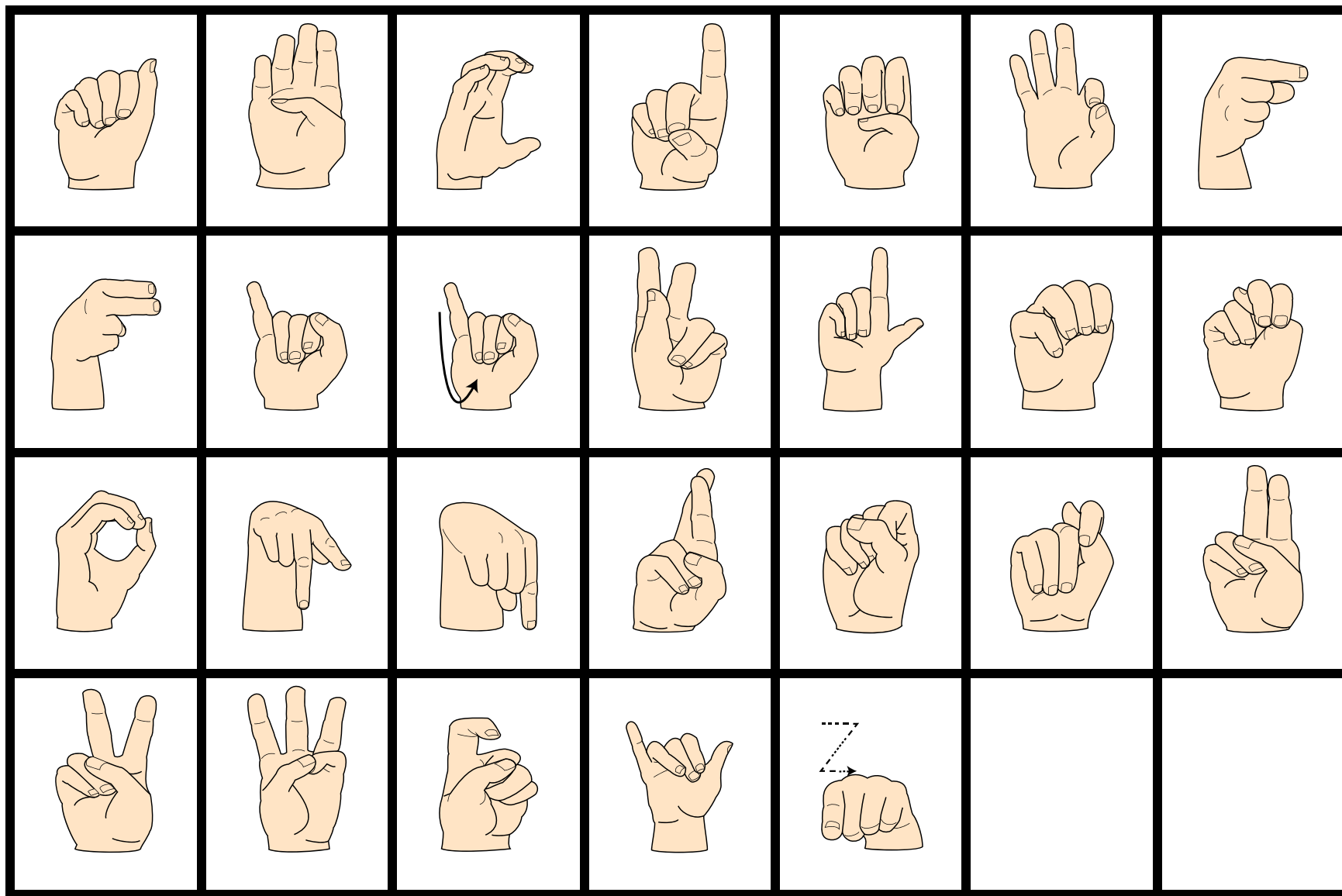
v w x y z




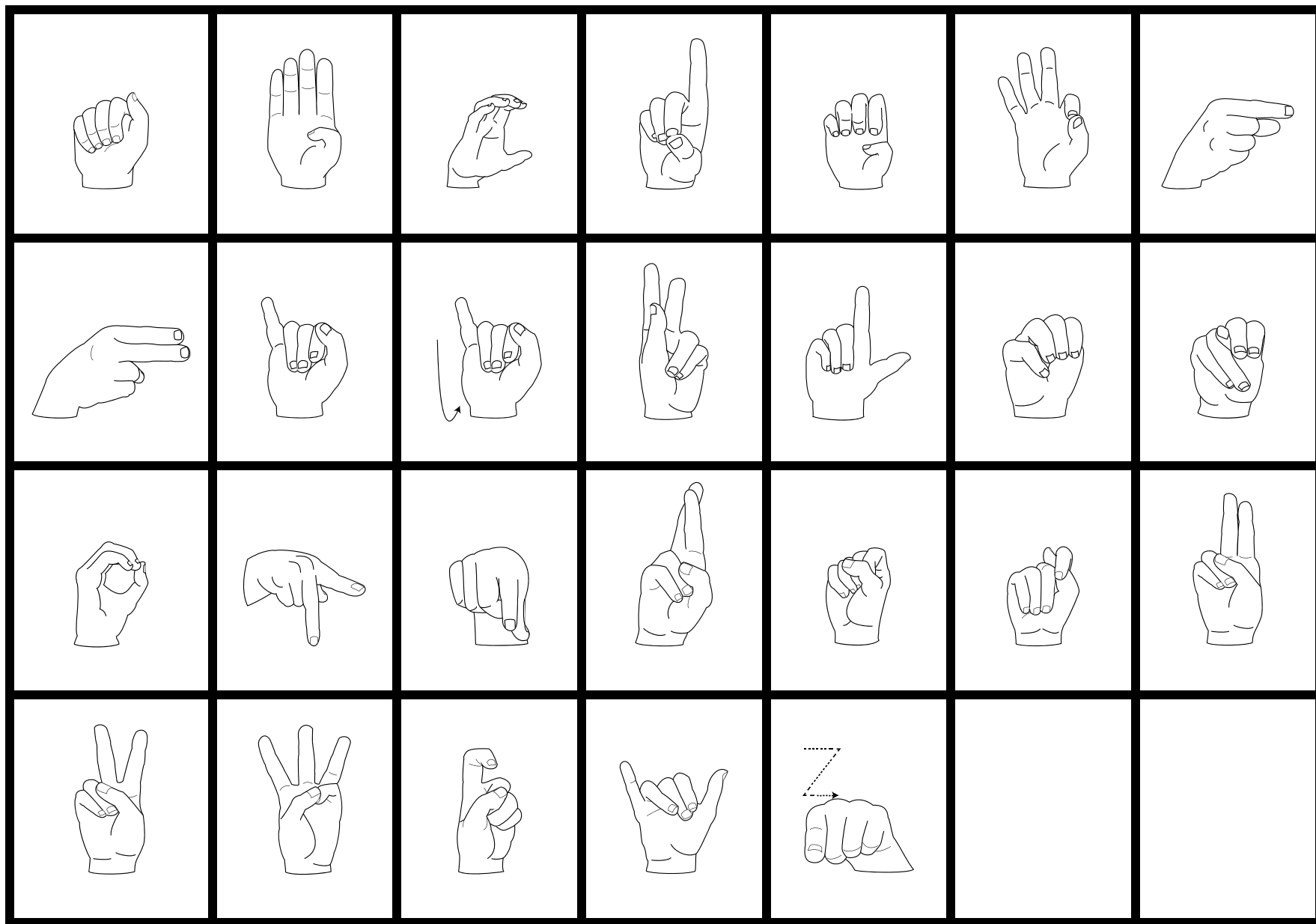
a b c d e f g
h i j k l m n
o p q r s t u
v w x y z

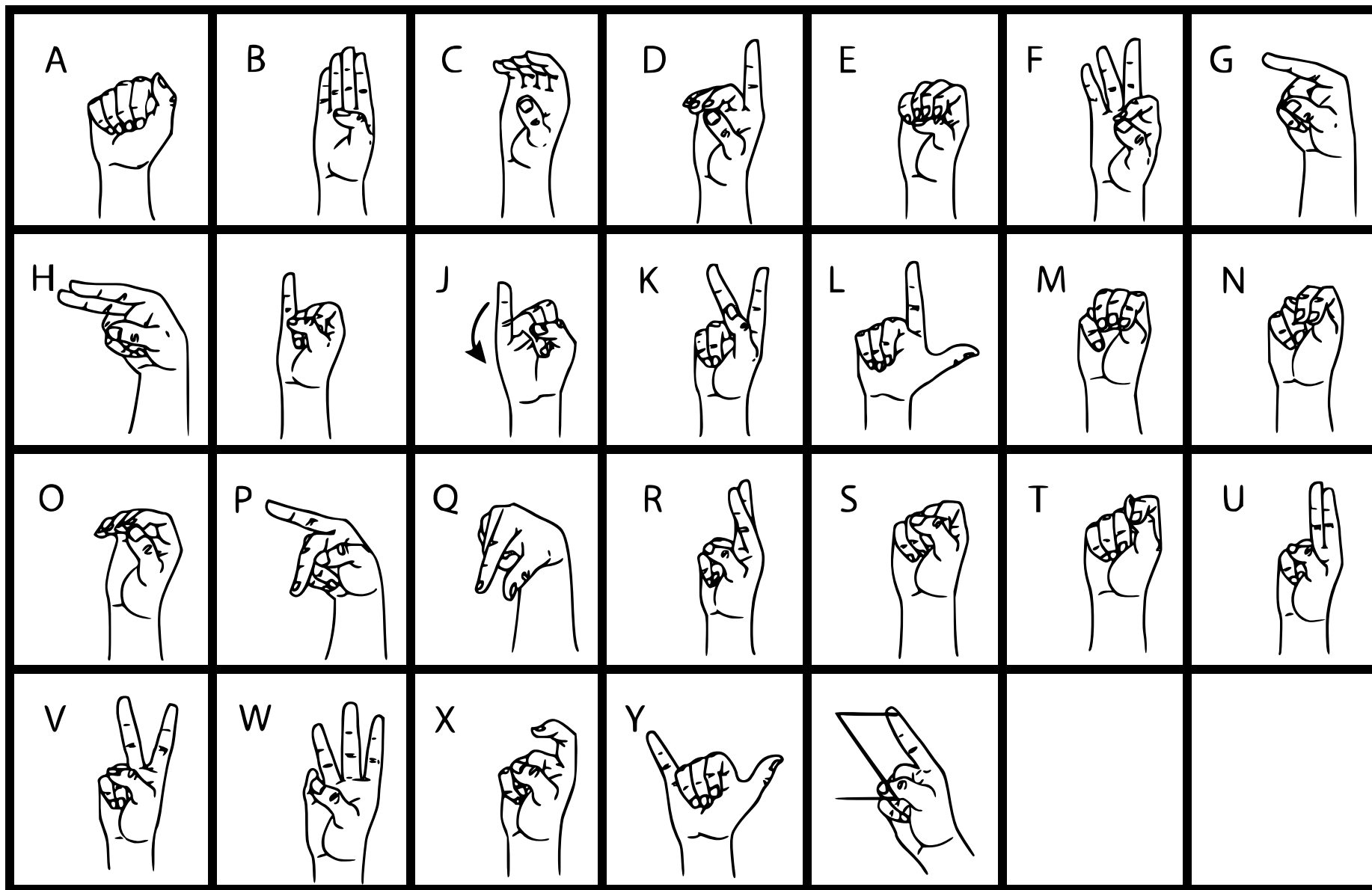
Z	B	Y	Q	E	F	V
H	P	J	K	T	U	N
O	I	D	R	S	L	M
G	W	X	C	A		

z	b	y	q	e	f	v
h	p	j	k	t	u	n
o	i	d	r	s	l	m
g	w	x	c	a		









Alphabet Matchup

Discover the Magic of **SIGN LANGUAGE** *with* **SIGN CLUB**



Easy to Use **CURRICULUM**

- Enhanced Communication Skills
- Inclusivity and Diversity
- Stimulate Cognitive Development
- Multi-sensory Learning
- Improve Fine Motor Skills
- Builds Social Skills Development
- Strengthened Vocabulary
- Boost Confidence
- Fun and Engaging Learning Activities
- Encourages Caregiver-Child Bonding



Get Started

bit.ly/SignClubWorkshop



Click on Images



You'll love these too!



bit.ly/MoreASL



Choose from hundreds of low-prep ASL resources.



Let us make your worksheets!
Pick a plan and start accessing ASL Resources

About the Author

Cynthia Long is a Nationally Certified Interpreter and the founder of Sign Baby Sign LLC. She has extensive experience homeschooling and interpreting in the classroom for primary, secondary, and post-secondary levels and she is dedicated to providing ASL teaching resources to schools and families across the U.S. All of the ASL resources on ASLTeachingResources.com are developed from years of experience in educational systems as a Nationally Certified ASL Interpreter.



By purchasing, you agree to the terms of use:



You may

- For personal use
- Make copies for your classroom, children, or personal use
- Purchase multiple licenses or additional products to share
- Become a member to get more ASL resources

You may not

- Post this item on a personal or district website (contact us for permission)
- Modify any part to offer to others for free or paid
- Copy or give to other teachers or colleagues

Feedback

Remember to leave feedback on your purchases to help others know the quality of this product.

Membership saves you money.



<https://bit.ly/aslinfo>

Learn Sign the Fun Way



JOIN NOW



Member Benefits:

For Individuals & Schools

- Core-Content Worksheets
- Lesson Plan Books
- Flash Cards & Label Cards
- Wall Charts
- Dice & Other Games
- ASL Word of the Day Podcast
- Sign Club Series
- Online Video Dictionary
- Online ASL Courses
- Professional Development
- DIY Projects
- ASL Gift Shop
- Sight Words
- And more...Everything is ASL!

More Sign Language!

bit.ly/MoreASL



CLICK - PRINT - Teach

See our Amazon books!

<https://amzn.to/3Gv2wqq>

amazon

A note from the founder: Our ASL Resources promote a successful learning experience that is both educational and fun. Whether you're using it for differentiation, extension activities or just for fun, become a member today and start saving hours of prep time. We have everything you need!



Happy Signing!

Cynthia F. Long, Founder

SignBabySign, LLC

ASLTeachingResources.com

