


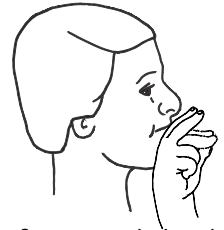
Name \_\_\_\_\_

Date \_\_\_\_\_

# Mr. Duck's Pronouns




Duck



Two fingers touch thumb 2x.

Directions: Color in the duck for the correct pronoun, then write in each pronoun in the sentence.


1. \_\_\_\_\_ can see the duck.  
\_\_\_\_\_




2. \_\_\_\_\_ name is Mary.  
\_\_\_\_\_



3. Do \_\_\_\_\_ see John?  
\_\_\_\_\_



4. Uncle Mike took \_\_\_\_\_ to the pond.  
\_\_\_\_\_



5. How fast can \_\_\_\_\_ swim?  
\_\_\_\_\_



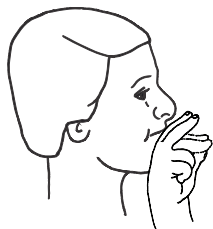
6. Does \_\_\_\_\_ like ducks?  
\_\_\_\_\_



Name \_\_\_\_\_


Date \_\_\_\_\_

Duck





Two fingers touch thumb 2x.

# Mr. Duck's Pronouns



Word Bank



Directions: Choose from the ducks for the correct pronoun, then write the pronoun in the sentence. You can use them more than once.

1. \_\_\_\_\_ can see the duck.

2. \_\_\_\_\_ name is Mary.

3. Do \_\_\_\_\_ see John?

4. Uncle Mike took \_\_\_\_\_ to the pond.

5. How fast can \_\_\_\_\_ swim?


6. Does \_\_\_\_\_ like ducks?

Name \_\_\_\_\_

Date \_\_\_\_\_



Copy and finish the sentence below. (Teachers, add a word bank on the board for ideas.)



If I had a duck I would...

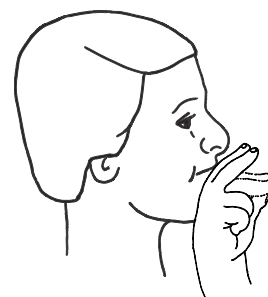
Four sets of handwriting practice lines, each consisting of a solid top line, a dashed middle line, and a solid bottom line.



Draw and color your picture.

A large empty rectangular box for drawing and coloring.

Duck



Two fingers touch thumb 2x.

☒ Check your grammar.

- ☐ Capitalize
- ☐ lowercase
- ☐ spelling
- ☐ period

# Need More ASL?



- ✓ Less Planning
- ✓ Less Stress
- ✓ Less Searching

**Student Success**

Membership gives you **FREE** access to hundreds of **ASL teaching tools**.

**BEST Deal!**



**GET ACCESS**

We give you all the tools necessary to succeed whether you know sign or not.