

Name _____ Date _____

Grades 1-2

5 Ideas for Online Meetings

Preparing students for an emergency:

Week 1 goal: Students know their phone number.
Week 2 goal: Students know their address.
Week 3 goal: Students know names in their home.
Week 4 goal: Students know what to do in an emergency.
Download the [lessons here](#).



- *Adjust these ideas to make it grade or age-appropriate.*
- *If students do not have a printed version, direct them to use a sheet of paper to complete the activities.*
- *Some work may require caregiver assistance.*

These lessons are designed to prepare students if the police ever need to help them.

1. **I Know Who I Live With.** The goal of this activity is to get the children to be familiar with who they live with. See directions on the worksheet.
2. **Names Are Important.** See instructions on the worksheet. This will help reinforce students ability to remember their parent/guardian's name.
3. **Learn family signs with our flashcards and Boom cards.**
 - a. <https://aslteachingresources.com/product/flash-cards-family-2/>
 - b. <https://wow.boomlearning.com/deck/sign-language-family-vocabulary-RghYrePqNqq239tWe>
4. **Family Bingo.** This game will reinforce learning signs for family members. Directions are on the worksheet.
5. **Virtual field trip:** Visit an online a zoo. Have children notice the animal's family structure.



Become a [member](#) to get full access to hundreds of ASL Resources.

<https://aslteachingresources.com/memberships/>

Copyright 2020 SignBabySign® LLC All rights reserved. ASLTeachingResources.com

Name _____ Date _____

I Know Who I Live With

Directions: Who live in your home?
Write one letter and a name in
each circle for each person or pet.


M - Mom
D - Dad
S - Sister
B - Brother
Gp - Grandpa
Gm - Grandma
A - Aunt
U - Uncle
F - Friend
P - Pet

The diagram is a house-shaped template. The roof is a large triangle with a circle in the center containing the text "Me". The main body of the house is a rectangle containing a 3x4 grid of 12 empty circles for writing names and initials.

Name _____ Date _____

Names Are Important

At home, which 2 people takes care of you most? If it's your "mom", do you know her name? Whoever it is for you, practice writing their first and last name.











Name _____ Date _____

Family Bingo

Player: You get 4 bingo homes so you can play 4 times. Fill all the circles with a letter(s) that represents a person in any order you want. You will need crayons to match the color of the people in the word bank.

Word Bank

How to play: When the leader signs (or says) a person from the word bank, you color your matching circle. Winner needs 4 across. This game can also be played using the numbers. Option: To reinforce knowing important names, children can also say the names of the people on their bingo card.



White
M - Mom



Black
D - Dad



Pink
S - Sister



Blue
B - Brother



Green
Gp-Grandpa



Gray
Gm-Grandma



Yellow
A - Aunt



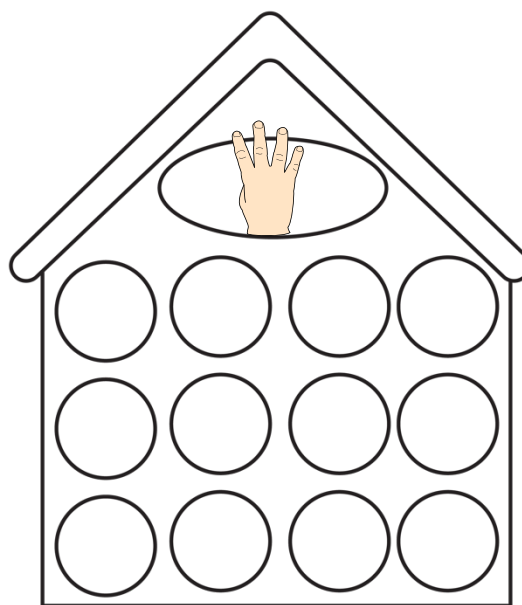

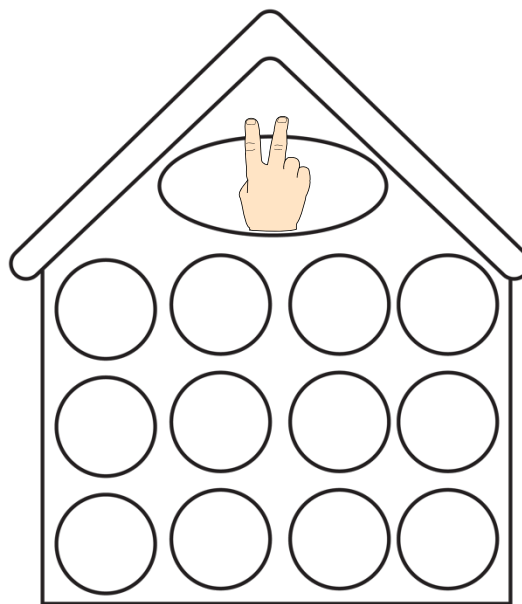
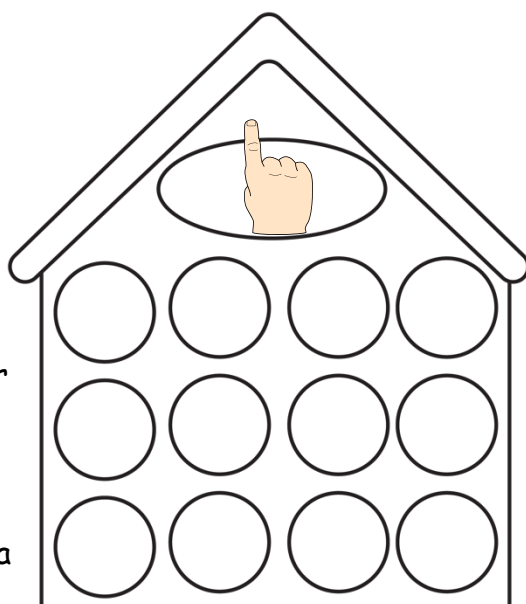
Orange
U - Uncle



Purple
F - Friend



Brown
P - Pet



Need More ASL?



- ✓ Less Planning
- ✓ Less Stress
- ✓ Less Searching

Student Success

Membership gives you **FREE** access to hundreds of **ASL teaching tools**.

BEST Deal!



GET ACCESS

We give you all the tools necessary to succeed whether you know sign or not.