

## Grades 1 - 2

# 5 Ideas for Online Meetings

### Preparing students for an emergency:

Week 1 goal: Students know their phone number.

Week 2 goal: Students know their address.

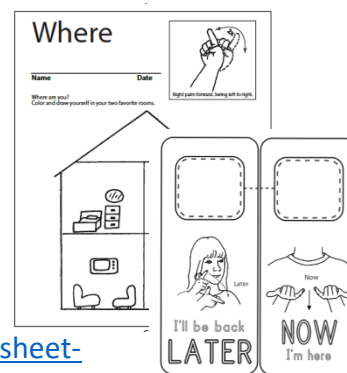
Week 3 goal: Students know names in their home.

Week 4 goal: Students know what to do in an emergency.

Download the [lessons here](#).



- *Adjust these ideas to make it grade or age-appropriate.*
  - *If students do not have a printed version, direct them to use a sheet of paper to complete the activities.*
  - *Some work may require caregiver assistance.*
1. **I Know My Address.** Students need to know their address. This life skill should be done privately to avoid sharing personal information. Follow instructions on the worksheets.
  2. **Guess How Many.** See instructions on the worksheet. This will help students to notice their surrounding.
  3. **Find the missing object.** Gather object around your home that can be a pair (pencil/eraser, shoes/socks, bowl/spoon, cup/water). Hold up one object for kids to find in their home in 30-60 sec. Everyone comes back to share. For younger kids, show both objects so they know what to look for.
  4. **My favorite room activity.**
    - a. Where is your favorite room?  
<https://aslteachingresources.com/product/lesson-plan-where/> (Free with membership.)
    - b. Have kids talk about their favorite place in their home and tell why.
  5. **Make a bedroom doorknob sign.**
    - a. <https://aslteachingresources.com/product/coloring-sheet-later/>
    - b. Use our pattern or make your own.



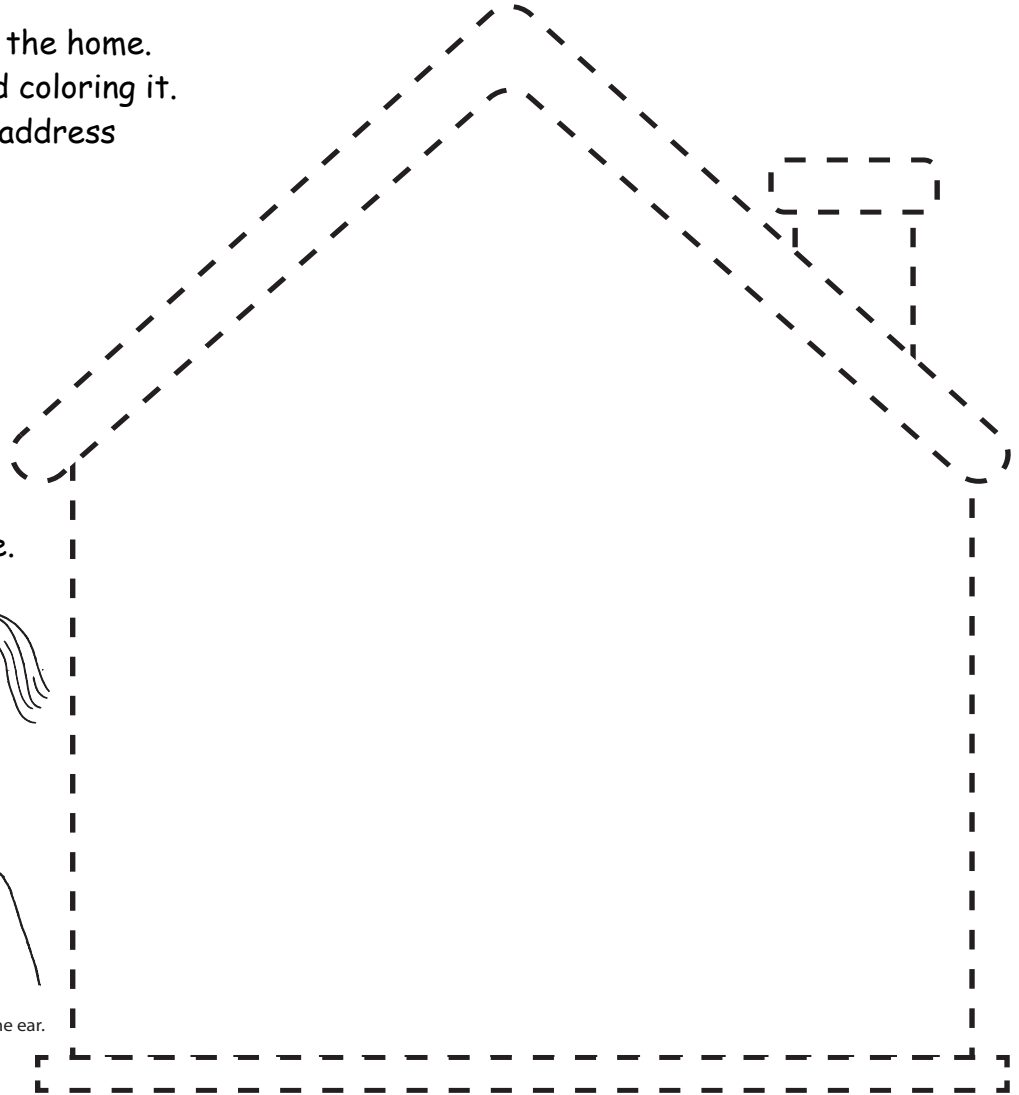
Become a [member](#) to get full access to hundreds of ASL Resources.  
<https://aslteachingresources.com/memberships/>

Name \_\_\_\_\_

Date \_\_\_\_\_

# I Know My Address

Directions: Trace the home.  
Finish drawing and coloring it.  
Below, learn your address  
and write it.



How to sign home.



"O" hand moves from the mouth to the ear.

Adult: Write the name of the child's street for her/him to copy below.

\_\_\_\_\_

.....

Child: Write the name of your own home's address below.

\_\_\_\_\_

.....

\_\_\_\_\_

.....

\_\_\_\_\_

Name

\_\_\_\_\_

Date

It's important to know where you live. This week practice writing your address.



\_\_\_\_\_

\_\_\_\_\_

\_\_\_\_\_

\_\_\_\_\_



\_\_\_\_\_

\_\_\_\_\_

\_\_\_\_\_

\_\_\_\_\_



\_\_\_\_\_

\_\_\_\_\_

\_\_\_\_\_

\_\_\_\_\_




\_\_\_\_\_

\_\_\_\_\_

\_\_\_\_\_

\_\_\_\_\_



\_\_\_\_\_

\_\_\_\_\_

\_\_\_\_\_

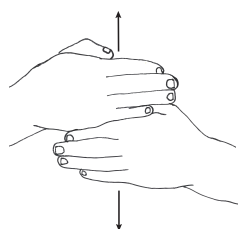
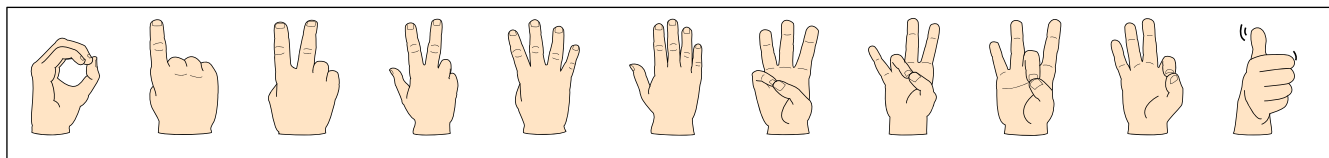
\_\_\_\_\_

Name \_\_\_\_\_

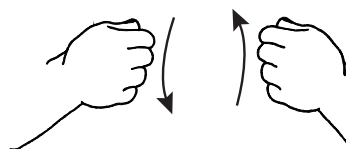
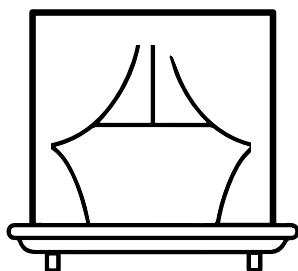
Date \_\_\_\_\_

# Guess How Many

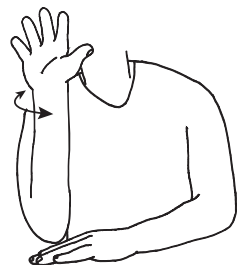

Directions: Notice things outside your home so you know what it looks like. Count how many of each you see and write the number in the box. Color to look like your place. Then sign it as a sentence.




How many windows on the front of your home?




Count how many belong to your home.



How many trees outside of your home?



How many colors are on the outside of your home? Color the crayons to match.

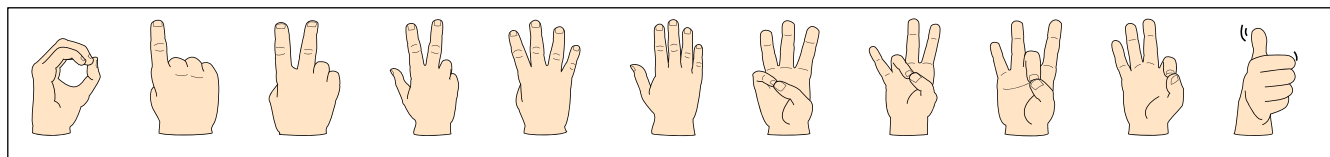




Name \_\_\_\_\_

Date \_\_\_\_\_

# Guess How Many



Directions: How many other things do you notice outside your home to help you remember where you live? Draw them in the boxes and write how many.  
Here are examples: Is there a fence? Where is your mailbox? 1 or 2 floors?

A large, empty square box with a black border, intended for drawing and writing.A large, empty square box with a black border, intended for drawing and writing.A large, empty square box with a black border, intended for drawing and writing.A large, empty square box with a black border, intended for drawing and writing.

# ASL Resources

Hundreds of resources for busy teachers!

## Join Now!

[ASLTeachingResources.com/memberships](http://ASLTeachingResources.com/memberships)

### Member Benefits:

#### Memberships for Individuals & Schools

- Core-Content Worksheets
- Lesson Plan Books
- Flash Cards & Label Cards
- Wall Charts
- Dice & Other Games
- ASL Word of the Day Podcast
- Sign Club Series
- Online Video Dictionary
- Online ASL Courses
- Professional Development
- DIY Projects
- ASL Gift Shop
- And more...Everything is ASL!

### Subscribe for more ASL @

Podcast: ASL Word of the Day  
Facebook.com/SignBabySign  
Instagram.com/SignBabySign

YouTube.com/SignBabySign  
Twitter.com/SignBabySign2me  
Pinterest.com/SignBabySign

## Click - Print - Teach

**A note from the founder:** I love sign language! I believe in the many benefits it has to offer the classroom. Our ASL resources will promote a successful learning experience that is both educational and fun. Whether you're using it for differentiation, extension activities or just for fun; **become a member today** and start saving hours of prep time.

We have everything you need!



**Happy signing!**

Cynthia F. Long, Founder  
SignBabySign, LLC  
[ASLTeachingResources.com](http://ASLTeachingResources.com)

