



5 Ideas for Online Meetings

1-2 Grade Students: Week 1

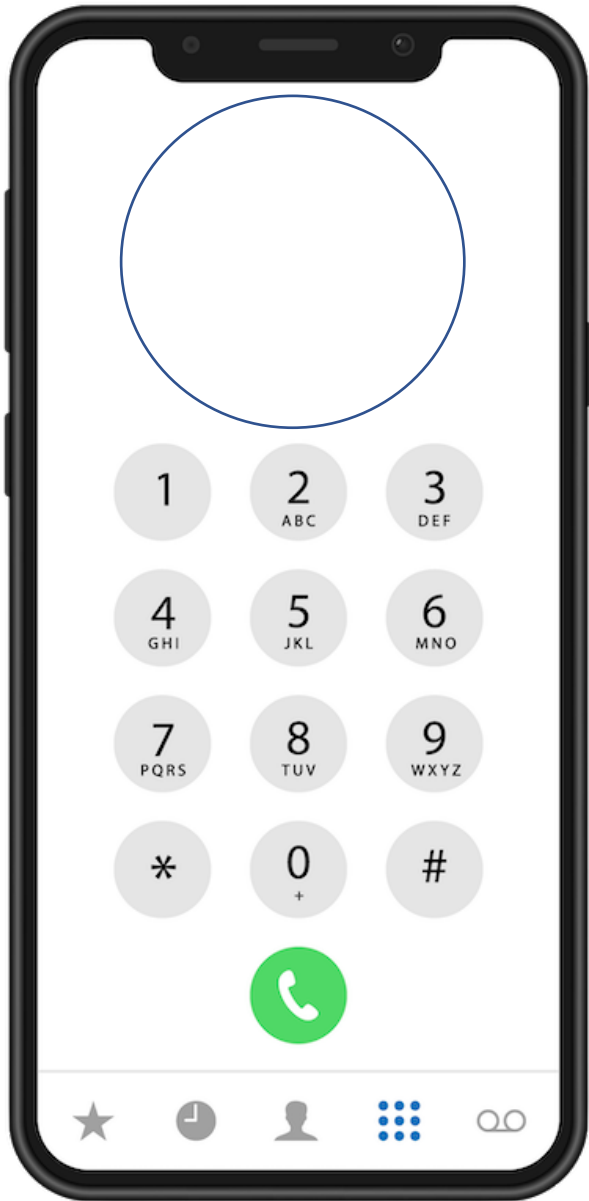
- *Adjust these ideas to make it grade or age-appropriate.*
 - *If students do not have a printed version, direct them to use a sheet of paper to complete the activities.*
 - *Some work may require caregiver assistance.*
1. **I Know Important Phone Numbers.** To do this online, hold the phone to the screen for the students to “punch” in their number or ask them to borrow a phone. Have them practice signing it to you. Follow instructions on the worksheet.
 2. **Guess My Number.** See instructions on the worksheet.
 3. **Snack Time.** Eat a snack together while online.
 4. **Story Time.** Read and sign a story to our students online. Need a ready to go resource?
 - a. Use the online story “I Like My Ears”.
 - b. Share the YouTube video of it sign in both English and ASL.
<https://youtu.be/utYqj4cuWx0>
 - c. Get the book for students to follow along.
<https://aslteachingresources.com/product/book-i-like-my-ears/>
 5. **Joke Time.** Students take turns sharing their favorite joke.
 - a. Search the internet for ideas.
 - b. Students can ask friends their favorite joke and then pick their favorite to share online.

More fun online activities to interact with your students in Week 2.
Become a [member](#) to get full access to hundreds of ASL Resources.

Name _____

Date _____

I Know Important Phone Numbers



Follow the directions below.

You will be writing in standard and numeric form.

Draw yourself in the circle on the phone.

Write your area code:

.....

Write your phone number.

.....

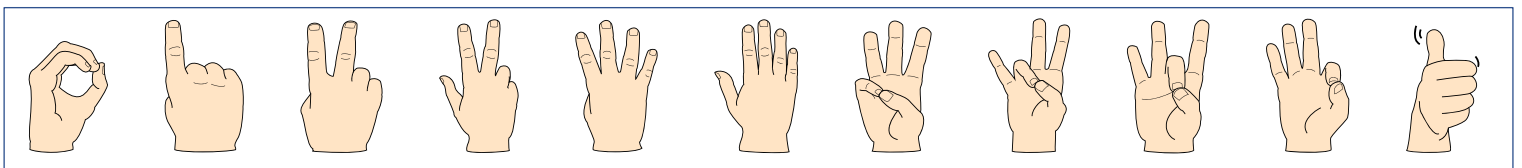
Write the number you would call for an emergency.

.....

Can you make a word with your phone number? Hint: Use the alphabet with each number.












.....

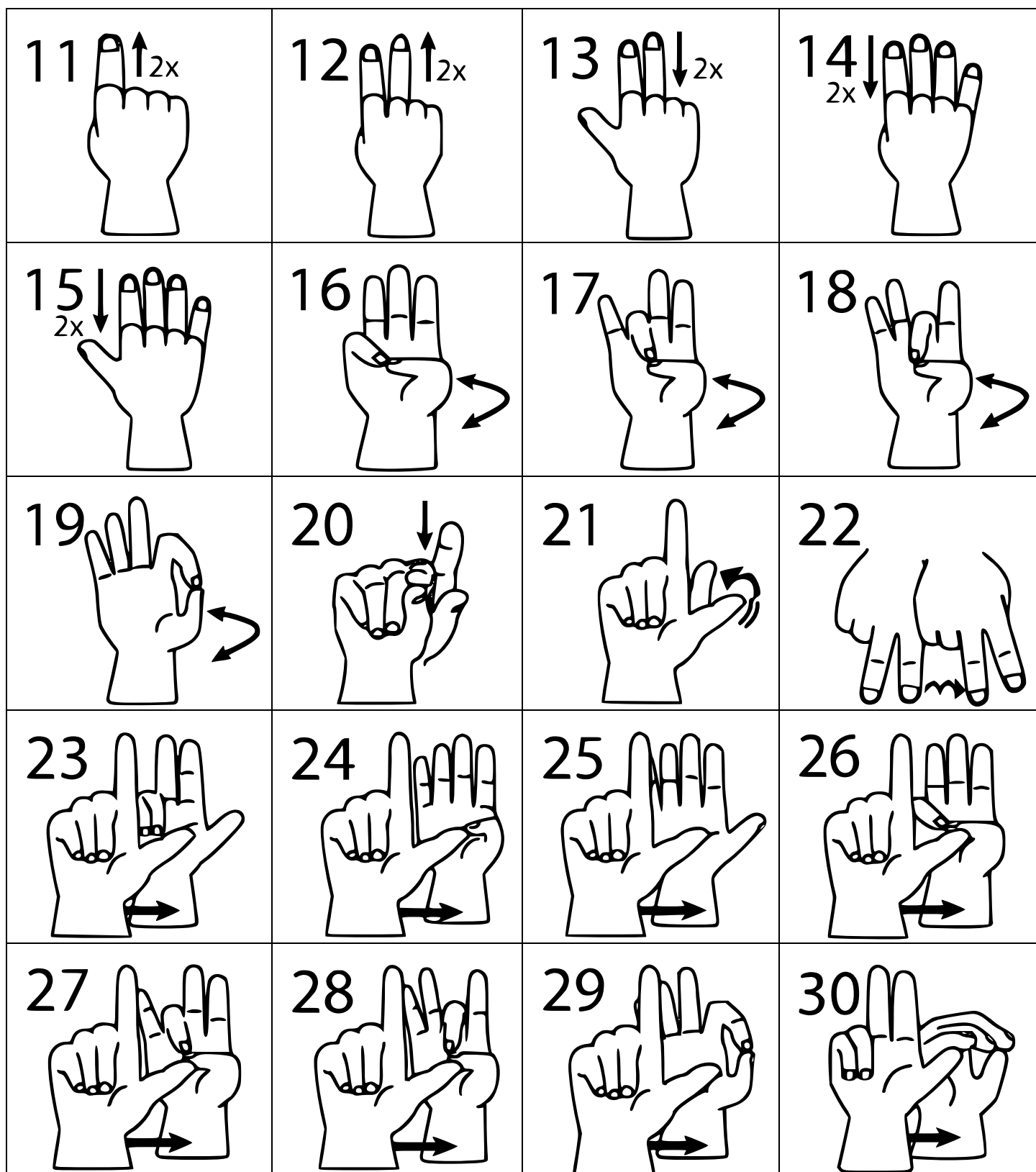
Practice signing your phone number.



Number Guess

Directions: Cut out number cards. Pick one, set it aside. Have each student either sign or write their guess. Then show them your number and see who guessed it or came close. Allow students to take turns leading the activity. Challenge: Have students write in word form.

0 	1 	2 
3 	4 	5 
6 	7 	8 
9 	10 	



Need More ASL?



- ✓ Less Planning
- ✓ Less Stress
- ✓ Less Searching

Student Success

Membership gives you **FREE** access to hundreds of **ASL teaching tools**.

BEST Deal!



GET ACCESS

We give you all the tools necessary to succeed whether you know sign or not.